

注記 NOTES

1. 嵌合相手：51146 シリーズ
MATES WITH : 51146 SERIES
2. ロック窓は2、3極品は1箇所、4極品以上は2箇所とする。
LOCKING WINDOW : ONE PLACE FOR 2 AND 3 CIRCUIT PRODUCTS
AND TWO PLACES FOR MORE THAN 3 CIRCUIT PRODUCTS.
3. 基準面 [V] からのソルダーテールと金具の半田付け面のズレ量は、
上方向に 0.05MAX. 下方向 0.15MAX. とし、20 極以下の相互の
バラツキ量は 0.1MAX. とする。
MISALIGNMENT OF SOLDER TAIL AND FITTING NAIL FROM [V]
: UPPER DIRECTION 0.05MAX.
: LOWER DIRECTION 0.15MAX.
: OFFSET BETWEEN UPPER AND LOWER 0.1MAX. (UNDER 20 CKTS.)
4. 偶数極の製品に適用。
APPLY EVEN CIRCUIT PRODUCTS.
5. 材質 MATERIAL
ウエハー WAFER : PPS , UL94V-0
ピン:リン青銅 PIN : PHOSPHOR BRONZE
コンタクト部 : 金メッキ 0.2 マイクロメートル以上
CONTACT AREA : GOLD 0.2 MICROMETER MINIMUM
テール部 : 錫メッキ 3.0 マイクロメートル以上
TAIL AREA : TIN 3.0 MICROMETER MINIMUM
下地メッキ : ニッケルメッキ 1.0 マイクロメートル以上
UNDER PLATING : NICKEL 1.0 MICROMETER MINIMUM
金具 : リン青銅 FITTING NAIL : PHOSPHOR BRONZE
錫メッキ 3.0 マイクロメートル以上
TIN 3.0 MICROMETER MINIMUM
下地メッキ : ニッケルメッキ 1.0 マイクロメートル以上
UNDER PLATING : NICKEL 1.0 MICROMETER MINIMUM
6. 本製品は 53780-**10/-**18 の鉛フリー品である。
THIS PRODUCT IS LEAD FREE OF 53780-**10/-**18.
7. ELV及びRoHS適合品
ELV & RoHS COMPLIANT.

8.75	22.5	26.27	23.75	30.15	53780-2070	20
6.25	16.25	20.02	17.5	23.9	-1570	15
5	15	18.77	16.25	22.65	-1470	14
2.5	10	13.77	11.25	17.65	-1070	10
2.5	8.75	12.52	10	16.4	-0970	9
1.25	7.5	11.27	8.75	15.15	-0870	8
1.25	6.25	10.02	7.5	13.9	-0770	7
—	5	8.77	6.25	12.65	-0670	6
—	3.75	7.52	5	11.4	-0570	5
—	2.5	6.27	3.75	10.15	-0470	4
—	—	5.02	2.5	8.9	-0370	3
—	—	3.77	1.25	7.65	53780-0270	2
E	D	C	B	A	EMBOSSED PACKAGE	CKT.
					オーダー番号 ORDER No.	極数

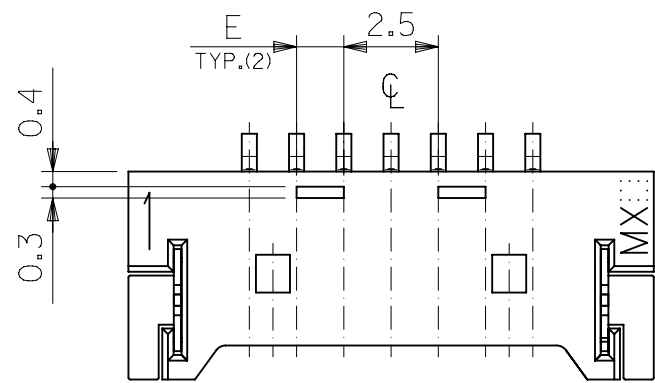
CONNECTOR SERIES NO. 53780-**19

THIS DRAWING CONTAINS INFORMATION THAT IS PROPRIETARY TO MOLEX ELECTRONIC TECHNOLOGIES, LLC AND SHOULD NOT BE USED WITHOUT WRITTEN PERMISSION

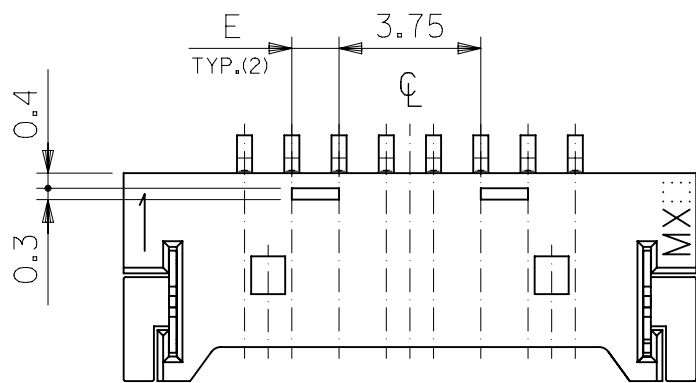
DIMENSION UNITS	SCALE	CURRENT REV DESC: OBSOLETE PART NUMBERS AS PER PCN#510806			
mm	NTS				
GENERAL TOLERANCES (UNLESS SPECIFIED)			1.25 W/B CONN WAFER ASSY FOR SMT		
ANGULAR TOL ± 3.0°			PRODUCT CUSTOMER DRAWING		
4 PLACES ± 0.2			DOCUMENT NUMBER		
3 PLACES ± 0.25			DOC TYPE		
2 PLACES ± 0.3			DOC PART		
1 PLACE ±			REVISION		
0 PLACES ±			SD-53780-003		
DRAFT WHERE APPLICABLE MUST REMAIN WITHIN DIMENSIONS			MATERIAL NUMBER		
THIRD ANGLE PROJECTION			CUSTOMER		
DRAWING			SERIES		
A3-SIZE			53780		
SHEET NUMBER			SEE TABLE		
GENERAL MARKET			1 OF 2		

EC NO: 733771
DRWN: ANIKES1 2023/01/18
CHK'D: GGA 2023/02/24
APPR: GGA 2023/02/24
INITIAL REVISION:
DRWN: TUENO 2004/04/16
APPR: MSASAO 2004/04/21

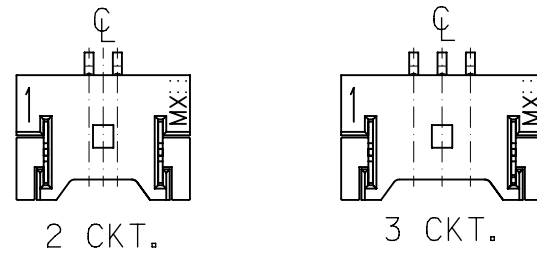
GENERAL TOLERANCES (UNLESS SPECIFIED)		
1.0 ^{OVER}	10 ^{UNDER}	±0.2
10 ^{OVER}	30 ^{UNDER}	±0.25
30 ^{OVER}		±0.3
ANGULAR		±3°



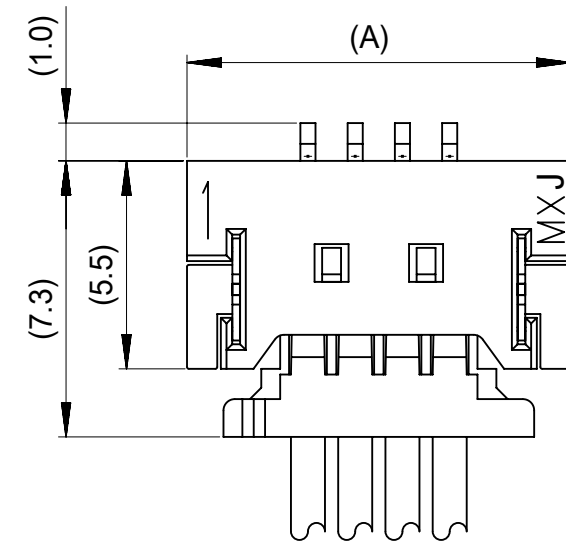
7~19極の奇数極に適用
 APPLY FOR ODD CIRCUITS OF 7~19



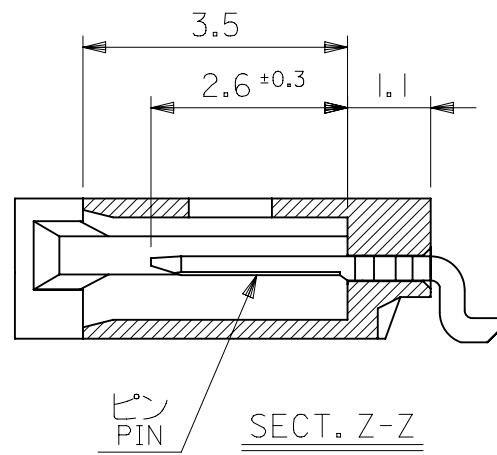
8~30 極の偶数極に適用
 APPLY FOR EVEN CIRCUITS OF 8~30



ロック形状図
 LOCK CONFIGURATION



嵌合図 (SCALE 5:1)
 MATED CONNECTORS (SCALE 5:1)



SECT. Z-Z

CONNECTOR SERIES NO. 53780-**19

THIS DRAWING CONTAINS INFORMATION THAT IS PROPRIETARY TO MOLEX ELECTRONIC TECHNOLOGIES, LLC AND SHOULD NOT BE USED WITHOUT WRITTEN PERMISSION

DIMENSION UNITS: mm SCALE: NTS

CURRENT REV DESC: OBSOLETE PART NUMBERS AS PER PCN#510806

molex

1.25 W/B CONN WAFER ASSY FOR SMT

GENERAL TOLERANCES (UNLESS SPECIFIED)

1.0 ^{OVER}	10 ^{UNDER}	±0.2
10 ^{OVER}	30 ^{UNDER}	±0.25
30 ^{OVER}		±0.3

GENERAL TOLERANCES (UNLESS SPECIFIED)	
ANGULAR TOL	± 3.0°
4 PLACES	± 0.2
3 PLACES	± 0.25
2 PLACES	± 0.3
1 PLACE	±
0 PLACES	±

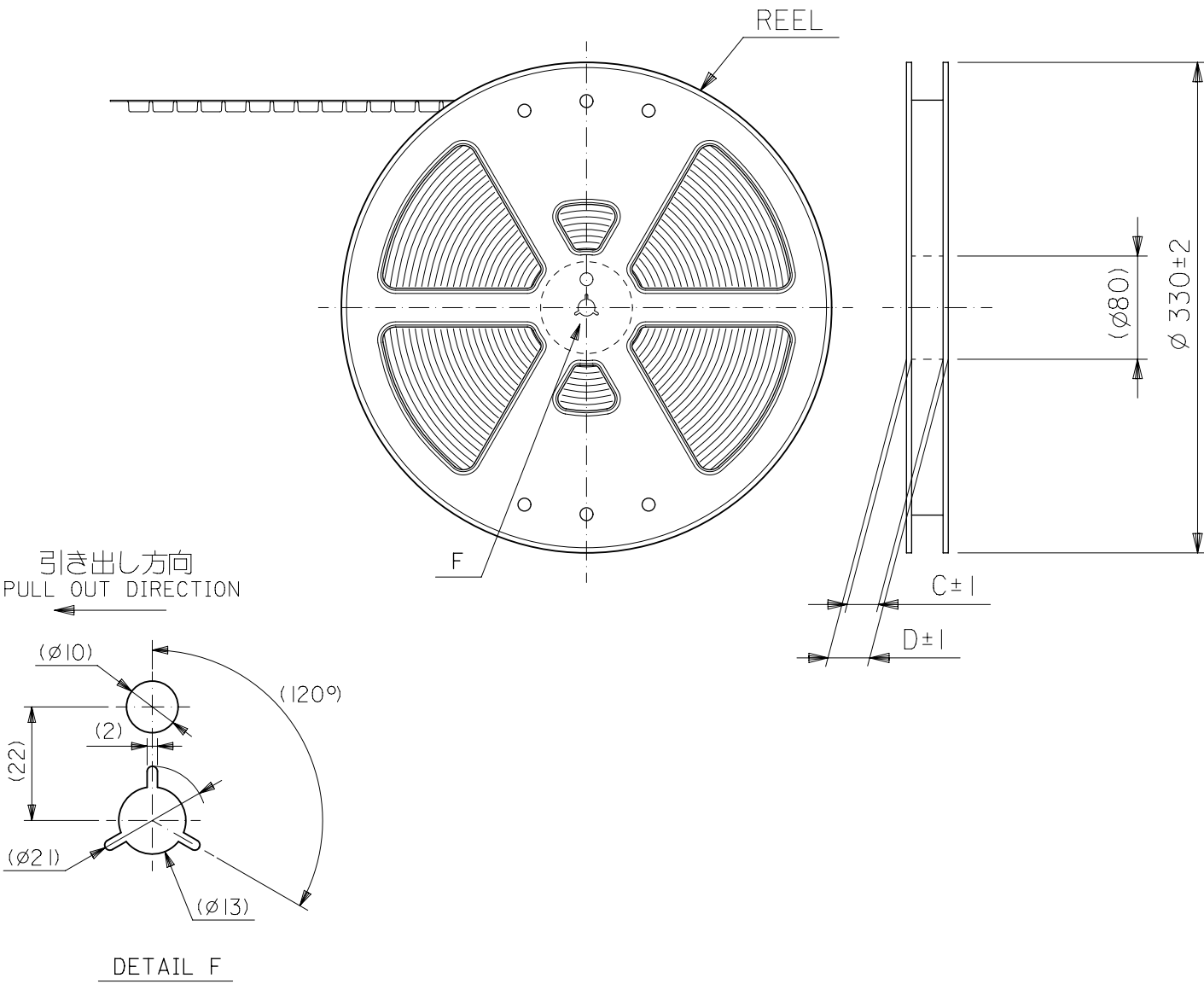
EC NO: 733771
 DRWN: ANIKES1
 CHK'D: GGA
 APPR: GGA
 INITIAL REVISION:
 DRWN: TUENO
 APPR: MSASAO

2023/01/18
 2023/02/24
 2023/02/24

PRODUCT CUSTOMER DRAWING

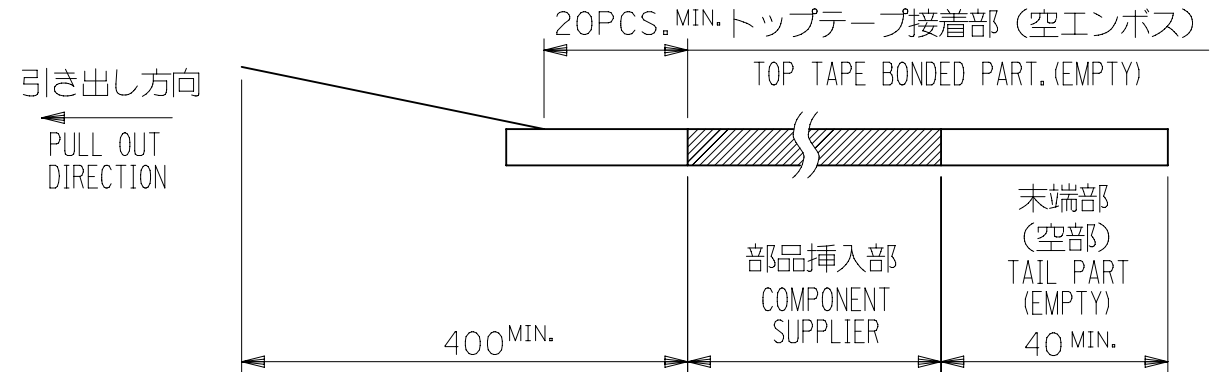
DOCUMENT NUMBER	DOC TYPE	DOC PART	REVISION
SD-53780-003	PSD	001	H

DRAFT WHERE APPLICABLE MUST REMAIN WITHIN DIMENSIONS	THIRD ANGLE PROJECTION	DRAWING	SERIES	MATERIAL NUMBER	CUSTOMER	SHEET NUMBER
		A3-SIZE	53780	SEE TABLE	GENERAL MARKET	2 OF 2

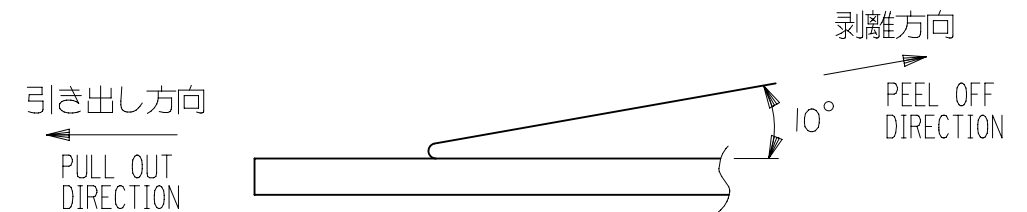


NOTES

- 梱包数量：1500個/リール
NUMBER OF CONNECTORS : 1500PCS/REEL
- リードテープ長さ LEAD TAPE LENGTH



- トップテープの剥離強度： 0.1N ~ 1.3N(10gf ~ 130gf)
(剥離方向は下図参照)
尚、本規格値は出荷時に適用。(但し、輸送時に剥離が発生しないこと。)
PEELING OFF FORCE OF TOP TAPE : 0.1N ~ 1.3N(10gf ~ 130gf)
(PEELING DIRECTION AS SHOWN IN FOLLOWING FIG.)
THIS REQUIREMENT SHOULD BE APPLIED AT SHIPMENT.
PEEL OFF SHOULD NOT BE ALLOWED , DURING TRANSPORTATION.



- 材料(MATERIAL)
キャリアテープ(CARRIER TAPE) : ポリプロピレン(POLYPROPYLENE)
トップテープ(TOPTAPE) : PET , PE , PEF
リール(REEL) : ポリスチレン (PS) <リサイクル材を含む>
POLYSTYRENE(PS) <RECYCLE MATERIAL CONTAINED>

- 本製品は 53780- **90/- **80 の鉛フリー品である。
THIS PRODUCT IS LEAD FREE OF 53780- **90/- **80.

- ELV及びRoHS適合品
ELV & RoHS COMPLIANT

MODEL NO. 53780- **70

THIS DRAWING CONTAINS INFORMATION THAT IS PROPRIETARY TO MOLEX ELECTRONIC TECHNOLOGIES, LLC AND SHOULD NOT BE USED WITHOUT WRITTEN PERMISSION

DIMENSION UNITS		SCALE	CURRENT REV DESC: REMOVED OBSOLETE PART NUMBERS AS PER PCN#510806		
mm	NTS				
GENERAL TOLERANCES (UNLESS SPECIFIED)		GENERAL TOLERANCES (UNLESS SPECIFIED)		EC NO: 733771 DRWN: ANIKES1 CHK'D: GGA APPR: GGA INITIAL REVISION: DRWN: TUENO APPR: MSASAO	
10 ^{UNDER}	±0.2	4 PLACES	± 0.2		2023/01/18
10 ^{OVER}	30 ^{UNDER} ±0.25	3 PLACES	± 0.25		2023/02/24
30 ^{OVER}	±0.3	2 PLACES	± 0.3		2023/02/24
ANGULAR	±3°	1 PLACE	±		2004/04/16
DRAFT WHERE APPLICABLE MUST REMAIN WITHIN DIMENSIONS		THIRD ANGLE PROJECTION		2004/04/21	
DOCUMENT STATUS		DRAWING		SHEET NUMBER	
P1	RELEASE DATE	A3-SIZE		1 OF 3	
2023/02/24	12:54:53	53780			

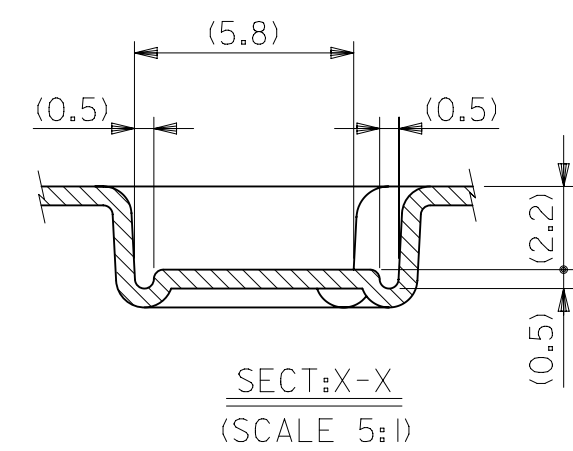
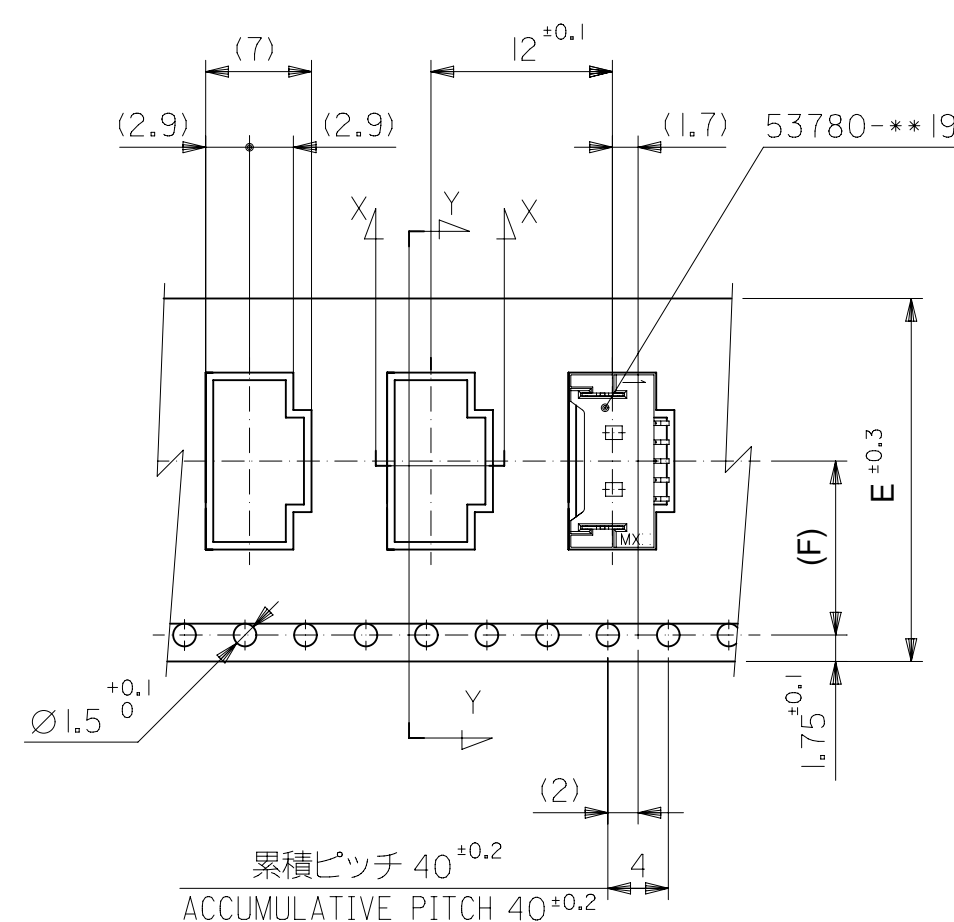
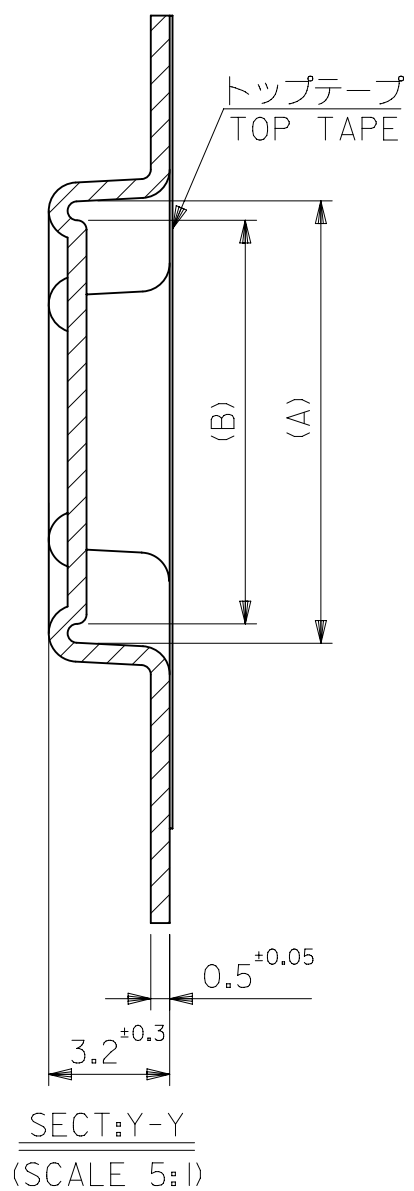
molex

1.25 W/B WAFER ASSY
EMBOSSSED TAPE PACKAGE

PRODUCT CUSTOMER DRAWING

DOCUMENT NUMBER: SD-53780-004
DOC TYPE: PSD
DOC PART: 001
REVISION: C

MATERIAL NUMBER: SEE TABLE
CUSTOMER: GENERAL MARKET



11.5	24	29.4	25.4	11.75	16.7	53780-0970	9
				10.5	15.45	53780-0870	8
				9.25	14.2	53780-0770	7
				8	12.95	53780-0670	6
				6.75	11.7	53780-0570	5
				5.5	10.45	53780-0470	4
7.5	16	21.4	17.4	4.25	9.2	53780-0370	3
				3	7.95	53780-0270	2
(F)	E	D	C	(B)	(A)	MATERIAL NO.	極数 CKT.
				キャリアテープ幅 CARRIER TAPE WIDTH		MODEL NO.	53780-**70

THIS DRAWING CONTAINS INFORMATION THAT IS PROPRIETARY TO MOLEX ELECTRONIC TECHNOLOGIES, LLC AND SHOULD NOT BE USED WITHOUT WRITTEN PERMISSION

DIMENSION UNITS	SCALE	CURRENT REV DESC: REMOVED OBSOLETE PART NUMBERS AS PER PCN#510806	molex		
mm	NTS				
GENERAL TOLERANCES (UNLESS SPECIFIED)			1.25 W/B WAFER ASSY EMBOSSED TAPE PACKAGE		
GENERAL TOLERANCES (UNLESS SPECIFIED)			PRODUCT CUSTOMER DRAWING		
ANGULAR TOL ± 3.0°			DOCUMENT NUMBER		
4 PLACES ± 0.2			SD-53780-004		
3 PLACES ± 0.25			DOC TYPE		
2 PLACES ± 0.3			PSD		
1 PLACE ±			DOC PART		
0 PLACES ±			001		
DRAFT WHERE APPLICABLE MUST REMAIN WITHIN DIMENSIONS			REVISION		
THIRD ANGLE PROJECTION			C		
DRAWING			SHEET NUMBER		
A3-SIZE			2 OF 3		
SERIES			MATERIAL NUMBER		
53780			SEE TABLE		
CUSTOMER			GENERAL MARKET		

EC NO: 733771
DRWN: ANIKES1 2023/01/18
CHK'D: GGA 2023/02/24
APPR: GGA 2023/02/24

INITIAL REVISION:
DRWN: TUENO 2004/04/16
APPR: MSASAO 2004/04/21

GENERAL TOLERANCES (UNLESS SPECIFIED)		
1.0 ^{OVER}	10 ^{UNDER}	±0.2
10 ^{OVER}	30 ^{UNDER}	±0.25
30 ^{OVER}		±0.3
ANGULAR		±3°

