

2.0A GLASS PASSIVATED BRIDGE RECTIFIER

Reverse Voltage - 100 to 1000 V


Forward Current – 2.0A

FEATURES

- ◆ High current capability
- ◆ Low forward voltage drop
- ◆ Glass Passivated Chip Junction
- ◆ Low power loss, high efficiency
- ◆ Lead free in comply with EU RoHS 2011/65/EU directives

MECHANICAL DATA

- ◆ Case: KBP
- ◆ Terminals: Solderable per MIL-STD-202, Method 208
- ◆ Approx. Weight: 1.52g / 0.05oz



Maximum Ratings and Electrical characteristics

Ratings at 25 °C ambient temperature unless otherwise specified.

Parameter	Symbols	KBP201	KBP202	KBP204	KBP206	KBP208	KBP210	Units
Maximum Repetitive Peak Reverse Voltage	V_{RRM}	100	200	400	600	800	1000	V
Maximum RMS voltage	V_{RMS}	70	140	280	420	560	700	V
Maximum DC Blocking Voltage	V_{DC}	100	200	400	600	800	1000	V
Average Rectified Output Current	$I_{(AV)}$	2						A
Peak Forward Surge Current 8.3 ms Single Half Sine-Wave Superimposed on Rated Load (JEDEC method)	I_{FSM}	60						A
Peak Forward Surge Current @ $T_j = 25^\circ C$ 1.0ms single half sine-wave @ $T_j = 125^\circ C$	I_{FSM}	80 100						A
Forward Voltage per element @ $I_F = 2.0A$ and $25^\circ C$	V_F	1.1						V
Maximum DC Reverse Current @ $T_j = 25^\circ C$ at Rated DC Blocking Voltage @ $T_j = 125^\circ C$	I_R	5 500						μA
I2t Rating for Fusing(3ms≤t≤8.3ms)	I^2t	17.5						A ² S
Typical Junction Capacitance ^(Note1)	C_j	25						pF
Typical Thermal Resistance ^(Note2)	$R_{\theta JA}/ R_{\theta JC}$	40/10						°C/W
Operating and Storage Temperature Range	T_j, T_{stg}	-55 ~ +150						°C

(1) Measured at 1 MHz and applied reverse voltage of 4 V D.C

(2) Thermal Resistance Junction to Case, Lead and Ambient.

FIG.1 #FORWARD CURRENT DERATING CURVE

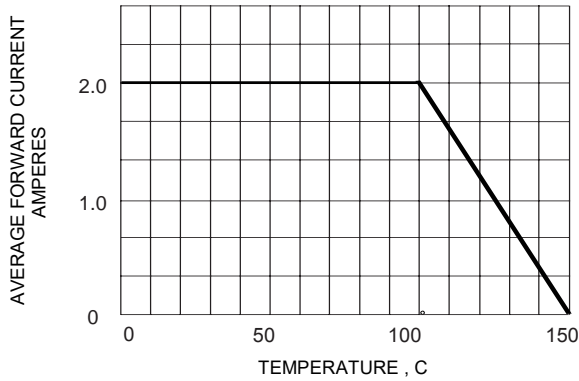


FIG.2 #MAXIMUM NON-REPETITIVE SURGE CURRENT

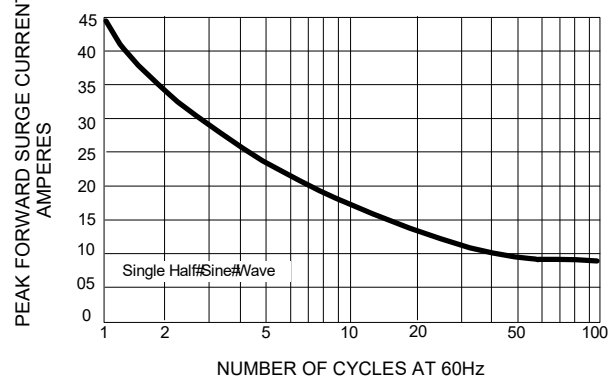


FIG.3 #TYPICAL JUNCTION CAPACITANCE

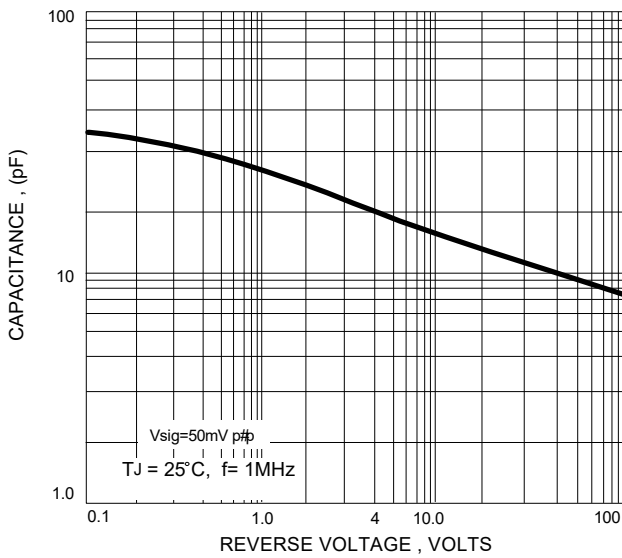


FIG.4 #TYPICAL FORWARD CHARACTERISTICS

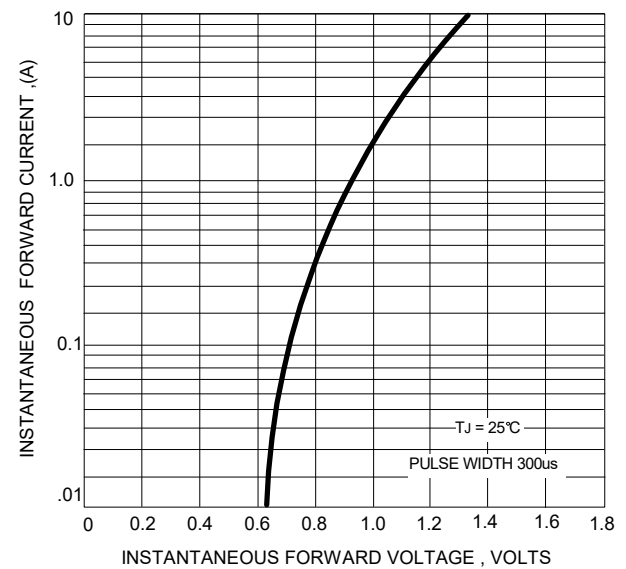
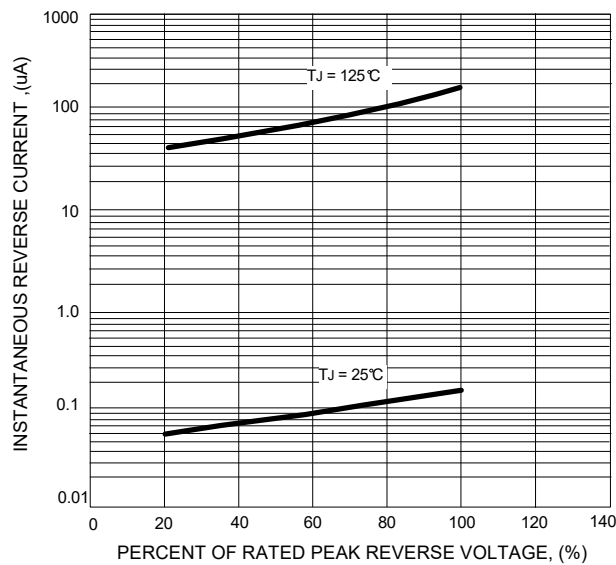
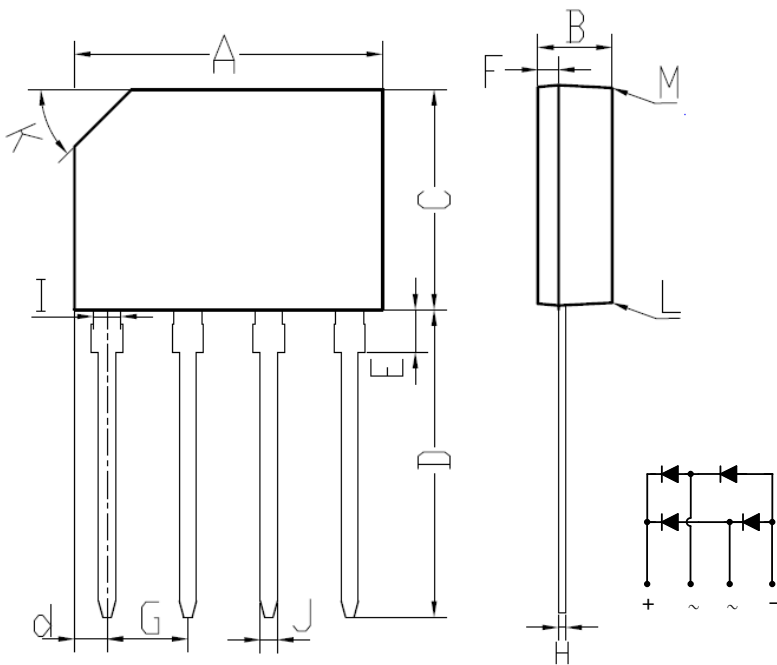


FIG.5 #TYPICAL REVERSE CHARACTERISTICS



Package Outline

KBP



KBP		
DIM.	MIN.	MAX.
A	14.3	14.60
B	3	3.3
c	10.45	10.75
D	14.41	14.71
d	1.40	1.70
E	2.0	2.30
F	0.90	1.20
G	3.50	3.80
H	0.35	0.37
I	1.43	1.45
J	0.8	0.83
K	2.7x45°(Typ)	
L	#	3°
M	#	2°
All Dimensions in millimeter		

Summary of Packing Options

Package	Packing Description	Packing Quantity	Industry Standard
KBP	BOX	500	EIA-481-1