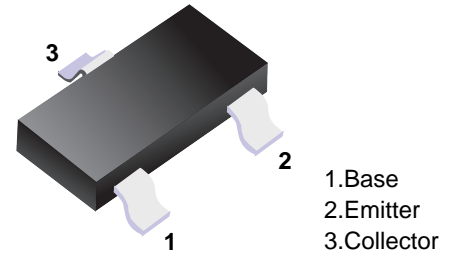


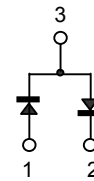
■ Switching Diodes

■ Features

- Ultra high speed switching
- High reliability



■ Simplified outline(SOT-23)



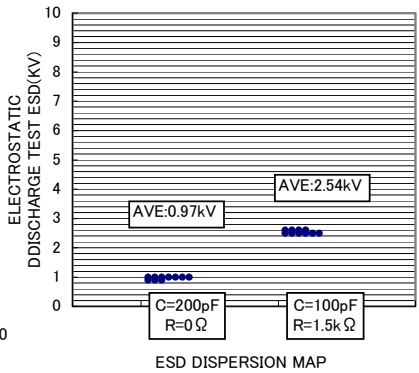
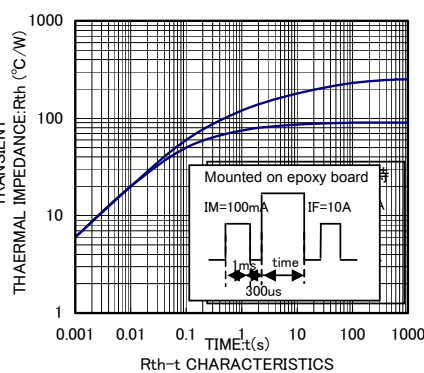
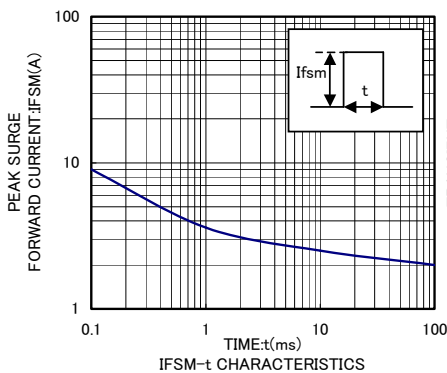
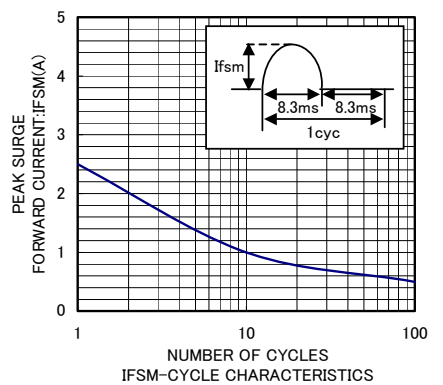
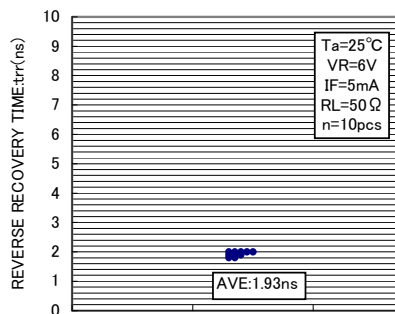
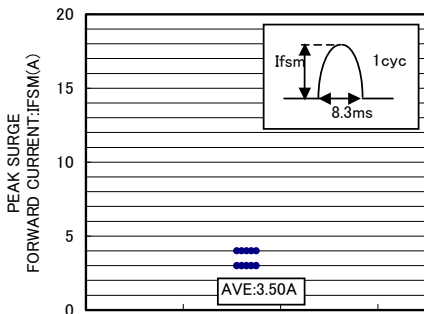
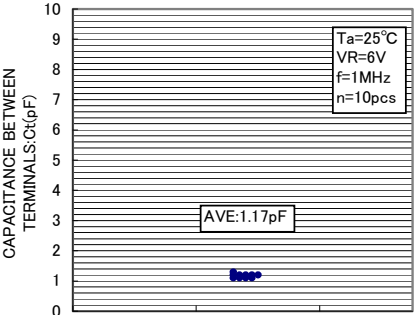
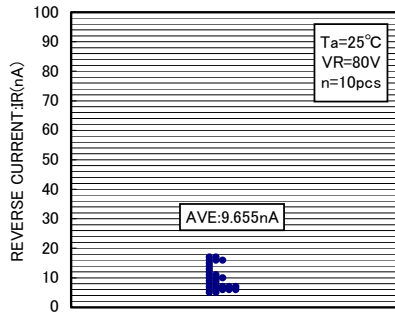
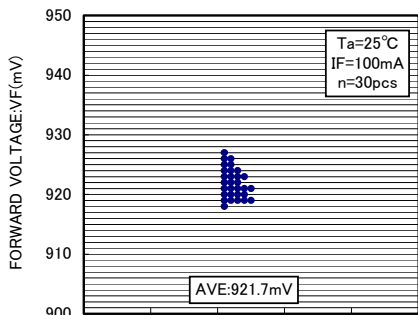
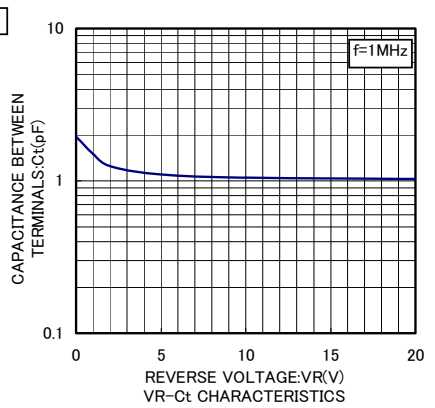
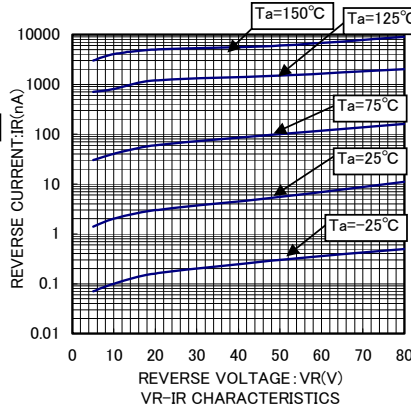
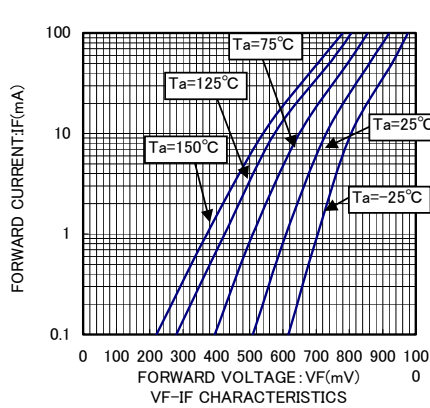
■ Absolute Maximum Ratings Ta = 25°C

Parameter	Symbol	Rating	Unit
Reverse Voltage	V _{RM}	80	V
Reverse Voltage (DC)	V _R	80	
Average rectified forward current (Single)	I _o	100	mA
Forward Current (Single)	I _{FM}	300	
Surge current (t=1us)	I _{surge}	4	A
Power Dissipation	P _d	200	mW
Junction Temperature	T _J	150	°C
Storage Temperature range	T _{stg}	-55 to 150	

■ Electrical Characteristics Ta = 25°C

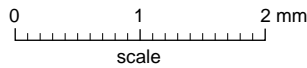
Parameter	Symbol	Test Conditions	Min	Typ	Max	Unit
Reverse breakdown voltage	V _R	I _R = 100 uA	80			V
Forward voltage	V _F	I _F = 100 mA			1.2	
Reverse voltage leakage current	I _R	V _R = 70 V			0.1	uA
Capacitance between terminals	C _t	V _R = 6 V, f= 1 MHz			3.5	pF
Reverse recovery time	t _{rr}	V _R =6V, I _F =5mA, R _L =50Ω			4	ns

■ Typical Characteristics



Package Outline

SOT-23



DIMENSIONS (mm are the original dimensions)

UNIT	A	A ₁ max.	b _p	c	D	E	e	e ₁	H _E	L _p	Q	v	w
mm	1.1 0.9	0.1	0.48 0.38	0.15 0.09	3.0 2.8	1.4 1.2	1.9	0.95	2.5 2.1	0.45 0.15	0.55 0.45	0.2	0.1

Summary of Packing Options

Package	Packing Description	Packing Quantity	Industry Standard
SOT-23	Tape/Reel, 7" reel	3000	EIA-481-1