

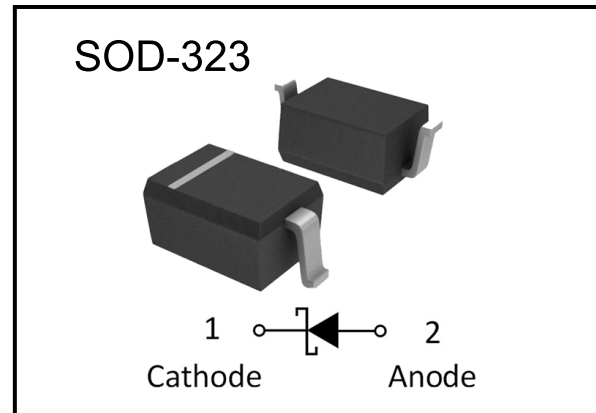
B16WS

Schottky Barrier Diode

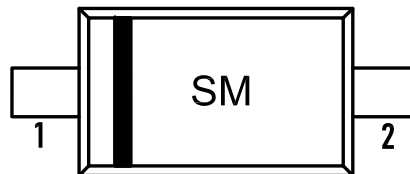
Features

- Guard ring protection.
- Low forward voltage drop.
- For use in low voltage, high frequency inverters.
- High surge current capability

Package



Marking



Ordering information

Order code	Package	Marking	Base qty	Delivery mode
B16WS	SOD-323	SM	3K	Tape and reel

Maximum Ratings (@T_A=25°C unless otherwise noted)

Symbol	Parameter	Value	Unit
V _{RRM}	Peak Repetitive Peak Reverse Voltage	60	V
V _{RMS}	Maximum RMS Voltage	42	
V _{DC}	Maximum DC Blocking Voltage	60	
I _F	Continuous Forward Current	1	A
I _{FSM}	Non-repetitive Peak Forward Surge Current @8.3mS	10	A
P _D	Power Dissipation	250	mW
R _{θJA}	Thermal Resistance From Junction To Ambient	500	°C/ W
T _j	Operating junction Temperature Range	-40 to +125	°C
T _{STG}	Storage temperature Range	-55 to +150	°C

Electrical Characteristics(@T_A=25°C unless otherwise noted)

Symbol	Parameter	Test Condition	Min.	Typ.	Max.	Unit
V _F	Forward voltage	I _F =1mA	-	-	0.7	V
I _R	Reverse voltage leakage current	V _R =60V	-	-	0.1	mA
C _j	Diode capacitance	V _R =4V, f=1MHZ	-	-	120	pF

**BORN SEMICONDUCTOR, INC. ALL
RIGHT RESERVED**

Specifications are subject to change without notice.

Please refer to <http://www.born-tw.com> for current information.

Revision: 2022-Jan-1-A



Typical Performance Characteristics ($T_J = 25^\circ\text{C}$, unless otherwise noted)

Figure 1: Forward Characteristics

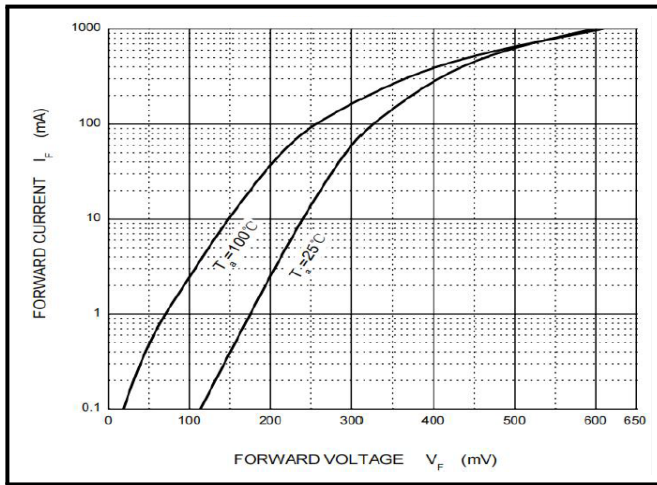


Figure 2: Reverse Characteristics

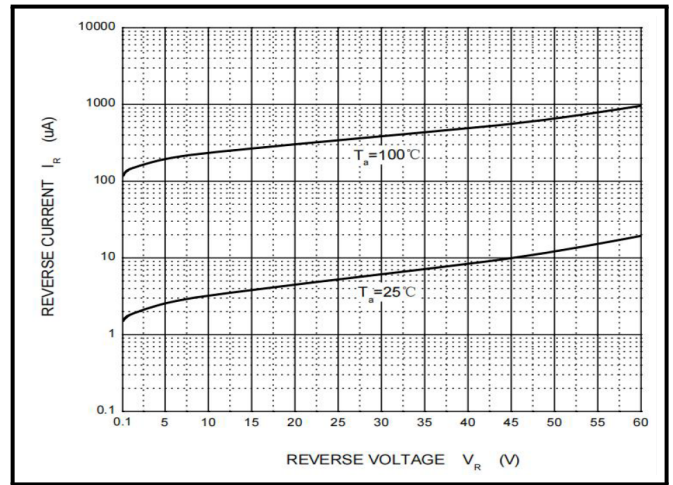


Figure 3: Capacitance Characteristics

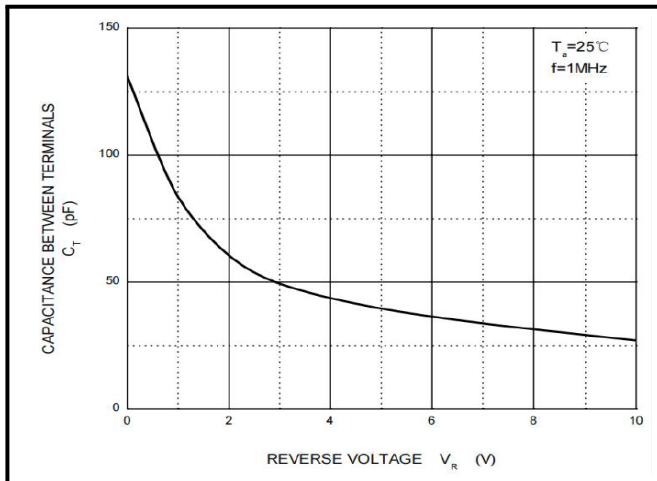
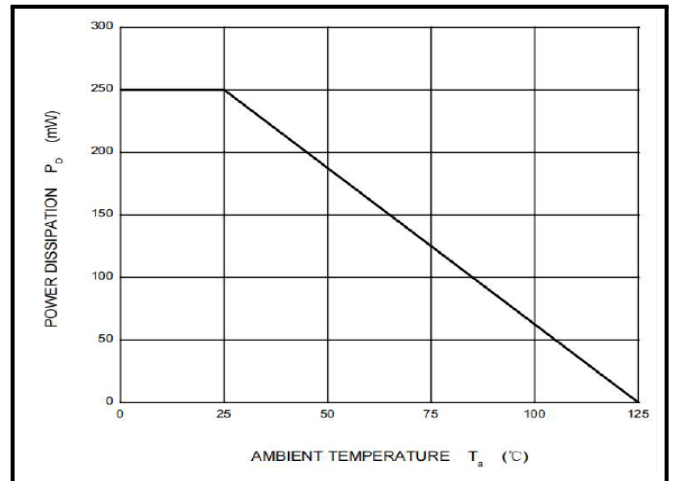


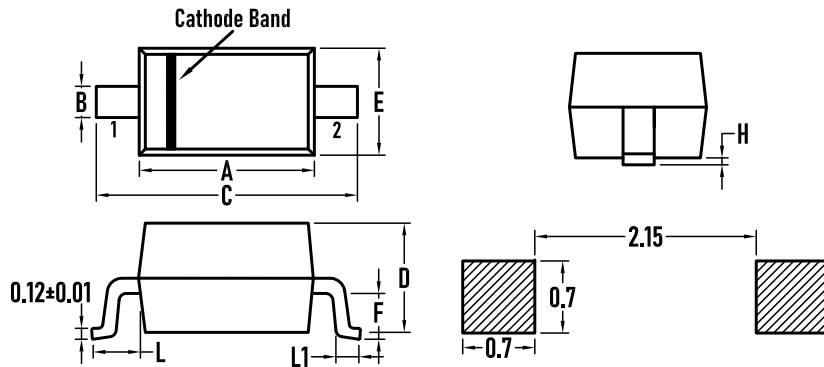
Figure 4: Power Derating Curve



B16WS

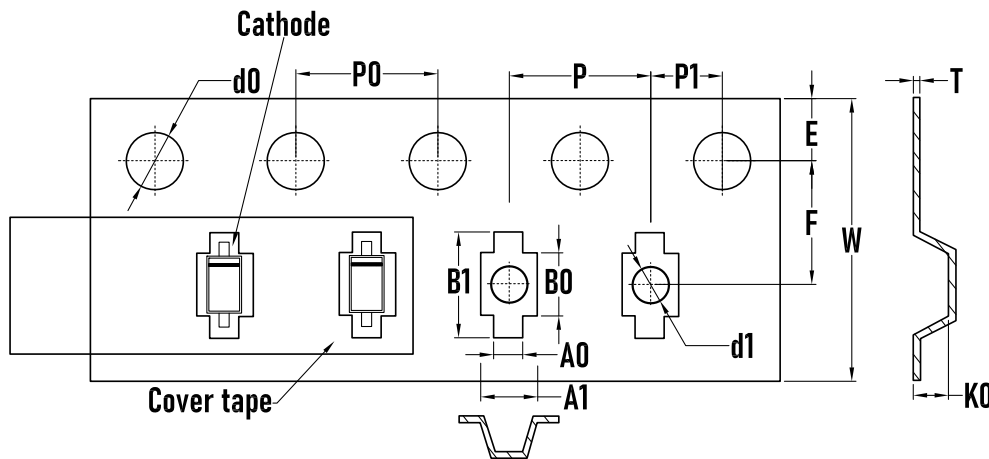
Schottky Barrier Diode

Outline Drawing - SOD-323



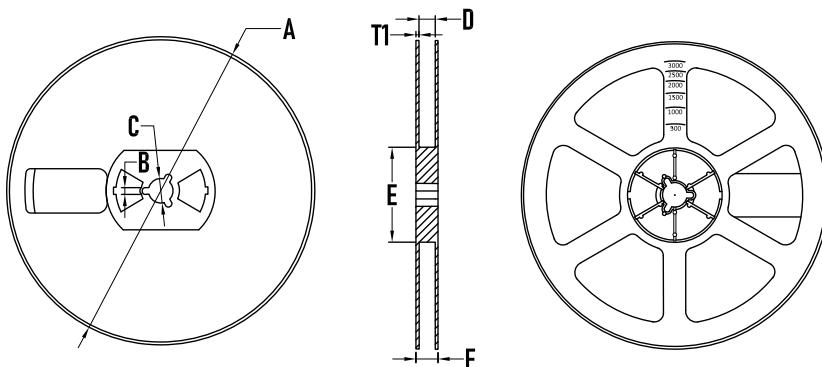
SYMBOL	MILLIMETER		INCHES	
	MIN.	MAX.	MIN.	MAX.
A	1.600	1.800	0.063	0.071
B	0.250	0.350	0.010	0.014
C	2.500	2.700	0.098	0.106
D	-	1.000	-	0.039
E	1.200	1.400	0.047	0.055
F	0.080	0.150	0.003	0.006
L	0.475REF		0.019REF	
L1	0.250	0.400	0.010	0.016
H	0.000	0.100	0.000	0.004

Packaging Tape - SOD-323



SYMBOL	MILLIMETER
A0	0.80±0.10
A1	1.48±0.10
B0	1.80±0.10
B1	3.00±0.10
d0	1.55±0.10
d1	1.00±0.05
E	1.75±0.10
F	3.50±0.10
K0	1.05±0.10
P	4.00±0.10
P0	4.00±0.10
P1	2.00±0.10
W	8.00±0.30
T	0.25 ±0.05

Packaging Reel



SYMBOL	MILLIMETER
A	177.8±0.2
B	2.7±0.2
C	13.5±0.2
D	9.6±0.3
E	54.5±0.2
F	12.3±0.3
T1	1.0±0.2
Quantity	3000PCS

**BORN SEMICONDUCTOR, INC. ALL
RIGHT RESERVED**

Specifications are subject to change without notice.

Please refer to <http://www.born-tw.com> for current information.

Revision: 2022-Jan-1-A

