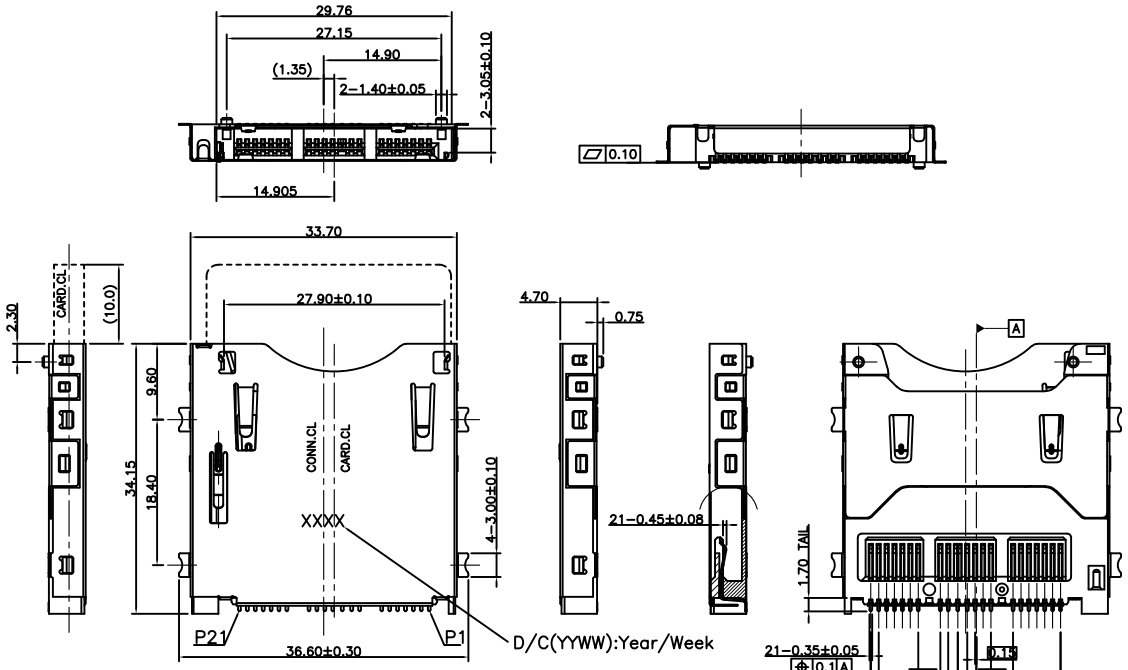

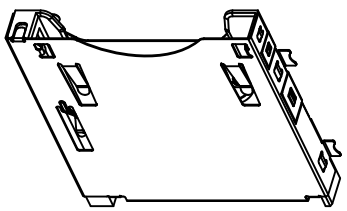

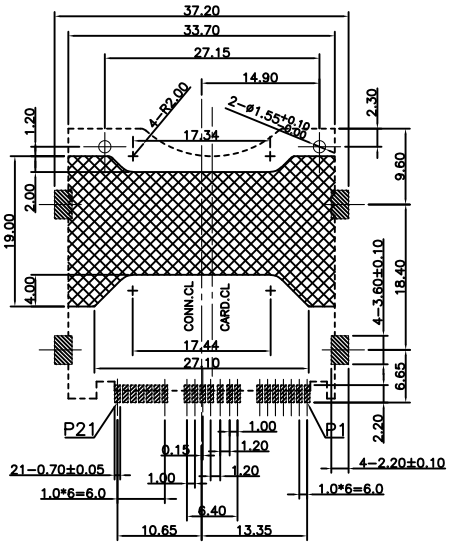

RECOMMENDED P.C.B LAYOUT

PAD AREA
KEEP OUT AREA
NO COPPER AREA (NO Trace & Via)
GND PATTERN ONLY

SPECIFICATION

1.Material:
- Housing: LCP S475, Rated UL94V-0,Color:Black.
- Contacts: C7025 TM03,T=0.20
- Matte Tin 80u"MIN. at Solder Tail,
- Plating 15U" on Contact Area.Over Nickle 50u"MIN.
- Top Shell: SUS304 3/4H,T=0.15
- Goldflash at Solder Tail, Over Nickel 30u"MIN.Plated.
- Bottom Shell: SUS304 1/2H,T=0.15
- Goldflash at Solder Tail, Over Nickel 30u"MIN.Plated.

2.Electrical Characteristics:
- Rated voltage : 500Vrms AC for 1 min.
- Current rating : 1.0 A.Min.per pin.
- Operating Temperature: -25°C~+85°C.
- Insulation resistance: 1000M ohms Min. at 500VDC for 1ms.
- Dielectric withstanding voltage:500 VAC/1minute.
- Contact resistance: Initial:55m ohms max. Final: Δ40m ohms max.
- Insertion Force: 25N Max.
- Removal Force: 0.5N Min. 20N Max.
- Inverse Insertion: 50N Min.
- Mating cycle: 12000 cycles, Spring is not breaking.

深圳市华宇创精密电子有限公司

TOLERANCE: X.X ±0.30 X.XX ±0.25 X.XXX ±0.15 X.° ±2° X.X° ±0.5°	DRAWED BY : 陈一鸣	DATE : 2014-02-23	PART NAME: CF Express Type B NO PUSH CONN.板上4.7H	
	CHECKED BY: 马跃	DATE : 2014-02-23	PART NO.	HYCW30-CF21-470B
UNIT: mm [inch]	APPROVED BY: 邱敏	DATE : 2014-02-23	MOLD NO.	
			DRAW NO:	HYC-2304241626
SCALE:1:1	SIZE: A4		SHEET NO.	1 OF 1