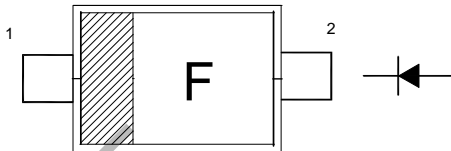


PINNING

PIN	DESCRIPTION
1	Cathode
2	Anode

FEATURES

- Small surface mounting type
- Low reverse current and low forward voltage
- High reliability


Maximum Ratings and Electrical Characteristics, Single Diode @Ta=25°C

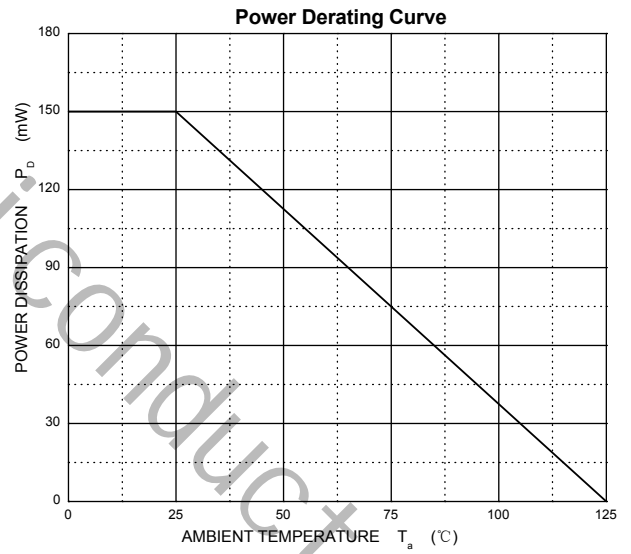
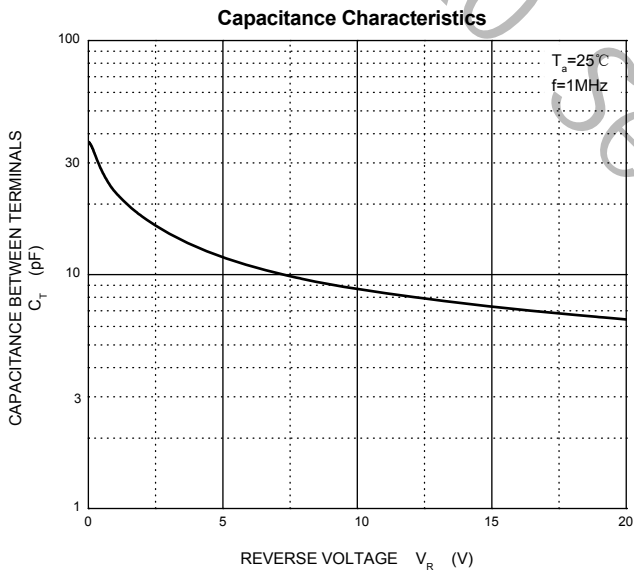
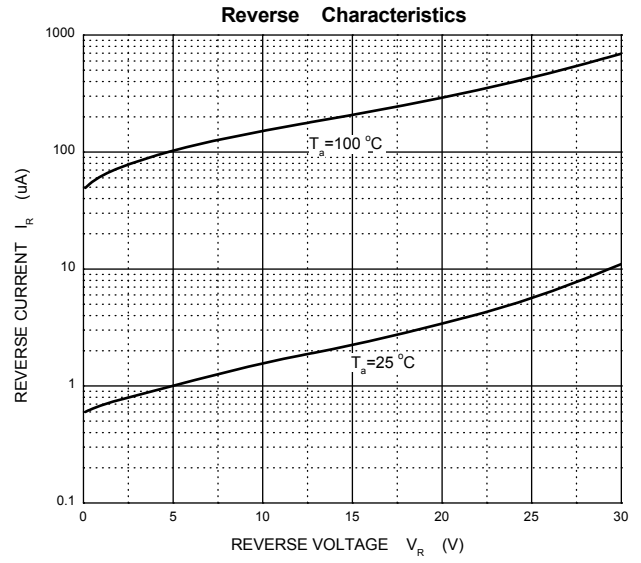
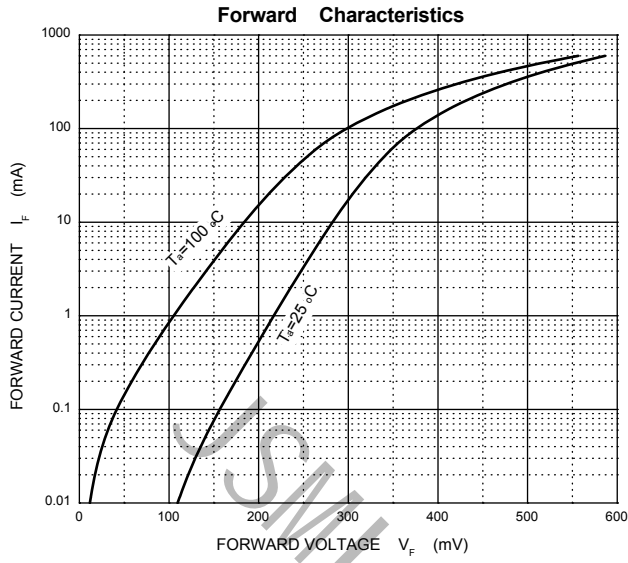
Parameter	Symbol	Limit	Unit
DC reverse voltage	V_R	30	V
Mean rectifying current	I_o	100	mA
Non-repetitive Peak forward surge current @ t=8.3ms	I_{FSM}	500	mA
Operating Junction Temperature Range	T_j	125	°C
Storage Temperature Range	T_{stg}	-40 ~ +150	°C

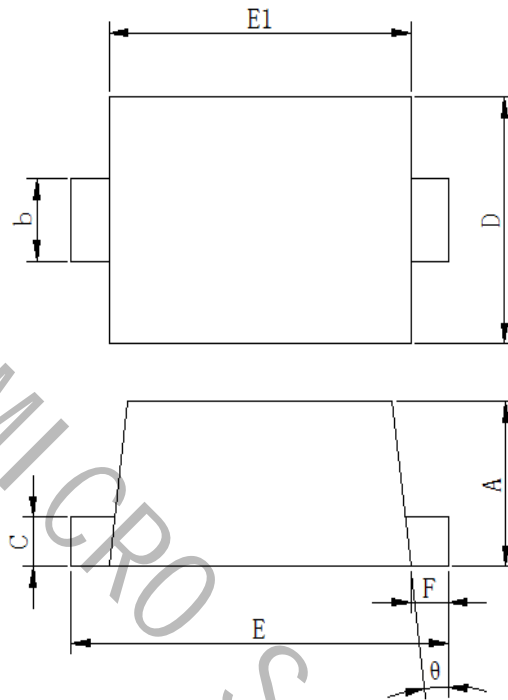
Electrical Ratings @Ta=25°C

Parameter	Symbol	Min	Typ	Max	Unit	Conditions
Forward voltage	V_{F1}			0.35	V	$I_F=10mA$
	V_{F2}			0.4	V	$I_F=20mA$
Reverse current	I_R			10	μA	$V_R=10V$

Ordering Information (Example)

PREFERED P/N	PACKING CODE	Marking	MINIMUM PACKAGE(pcs)	INNER BOX QUANTITY(pcs)	OUTER CARTON QUANTITY(pcs)	DELIVERY MODE
RB521CS-30	F2	F	8000	120000	480000	7" reel

Typical Characteristics


SOD-923 Package Outline Dimensions


Symbol	Dimensions In Millimet	
	Min	Max
A	0.360	0.440
b	0.150	0.250
c	0.070	0.170
D	0.550	0.650
E	0.950	1.100
E1	0.750	0.850
F	0.050	0.150
θ		5°