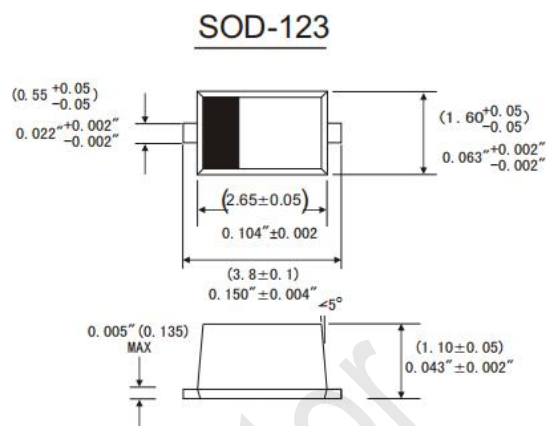


FEATURES

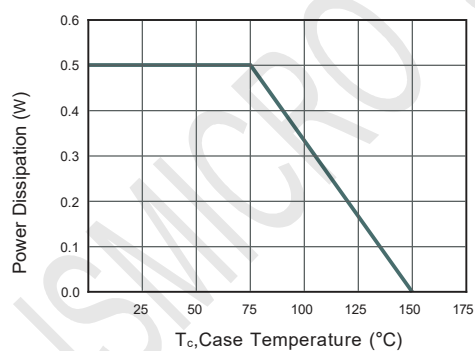
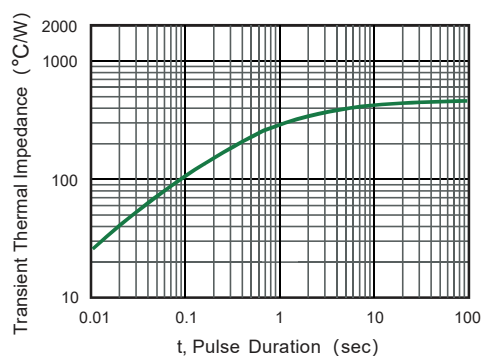
- ◆ Total power dissipation: Max. 500mW.
- ◆ Wide zener reverse voltage range 2.0V to 75V.
- ◆ Small plastic package suitable for surface mounted design.
- ◆ Tolerance approximately $\pm 5\%$

MECHANICAL DATA

- ◆ Case: SOD-123W
- ◆ Weight: 0.01 gram


Absolute Maximum Ratings And Characteristics (Ta = 25 °C)

Parameter	Symbol	Value	Unit
Power Dissipation	P_{tot}	500	mW
Forward Voltage at $I_F = 10 \text{ mA}$	V_F	0.9	V
Typical thermal resistance junction to ambient ⁽¹⁾	$R_{\theta JA}$	340	$^{\circ}\text{C}/\text{W}$
Operating and Storage Temperature Range	T_J, T_{stg}	-55 ~ +150	$^{\circ}\text{C}$

Fig.1 Maximum Continuous Power Derating

Fig.2 Typical Transient Thermal Impedance


Characteristics at Ta = 25°C

Type	Marking	Zener Voltage Range ⁽¹⁾			I _{ZT} (mA)	Dynamic Impedance Z _{zT} (at I _{ZT}) Max (Ω)	Reverse Current	
		V _{ZT} (at I _{ZT})					I _R Max (μA)	at V _R (V)
		Min (V)	Nom (V)	Max (V)				
MM1Z2V0W	4A	1.8	2.0	2.1	5	100	120	0.5
MM1Z2V2W	4B	2.08	2.2	2.3	5	100	120	0.7
MM1Z2V4W	4C	2.28	2.4	2.5	5	100	120	1.0
MM1Z2V7W	4D	2.5	2.7	2.9	5	110	120	1.0
MM1Z3V0W	4E	2.8	3.0	3.2	5	120	50	1.0
MM1Z3V3W	4F	3.1	3.3	3.5	5	130	20	1.0
MM1Z3V6W	4H	3.4	3.6	3.8	5	130	10	1.0
MM1Z3V9W	4J	3.7	3.9	4.1	5	130	5	1.0
MM1Z4V3W	4K	4.0	4.3	4.6	5	130	5	1.0
MM1Z4V7W	4M	4.4	4.7	5.0	5	130	2	1.0
MM1Z5V1W	4N	4.8	5.1	5.4	5	130	2	1.5
MM1Z5V6W	4P	5.2	5.6	6.0	5	80	1	2.5
MM1Z6V2W	4R	5.8	6.2	6.8	5	50	1	3.0
MM1Z6V8W	4X	6.4	6.8	7.2	5	30	0.5	3.5
MM1Z7V5W	4Y	7.0	7.5	7.9	5	30	0.5	4.0
MM1Z8V2W	4Z	7.7	8.2	8.7	5	30	0.5	5.0
MM1Z9V1W	5A	8.5	9.1	9.6	5	30	0.5	6.0
MM1Z10W	5B	9.4	10	10.6	5	30	0.1	7.0
MM1Z11W	5C	10.4	11	11.6	5	30	0.1	8.0
MM1Z12W	5D	11.4	12	12.7	5	35	0.1	9.0
MM1Z13W	5E	12.4	13	14.1	5	35	0.1	10
MM1Z15W	5F	13.8	15	15.6	5	40	0.1	11
MM1Z16W	5H	15.3	16	17.1	5	40	0.1	12
MM1Z18W	5J	16.8	18	19.1	5	45	0.1	13
MM1Z20W	5K	18.8	20	21.2	5	50	0.1	15
MM1Z22W	5M	20.8	22	23.3	5	55	0.1	17
MM1Z24W	5N	22.8	24	25.6	5	60	0.1	19
MM1Z27W	5P	25.1	27	28.9	5	70	0.1	21
MM1Z30W	5R	28	30	32	5	80	0.1	23
MM1Z33W	5X	31	33	35	5	80	0.1	25
MM1Z36W	5Y	34	36	38	5	90	0.1	27
MM1Z39W	5Z	37	39	41	2.5	100	2	30
MM1Z43W	6A	40	43	46	2.5	130	2	33
MM1Z47W	6B	44	47	50	2.5	150	2	36
MM1Z51W	6C	48	51	54	2.5	180	1	39
MM1Z56W	6D	52	56	60	2.5	180	1	43
MM1Z62W	6E	58	62	66	2.5	200	0.2	47
MM1Z68W	6F	64	68	72	2.5	250	0.2	52
MM1Z75W	6H	70	75	79	2.5	300	0.2	57