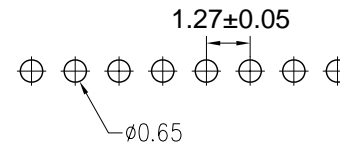
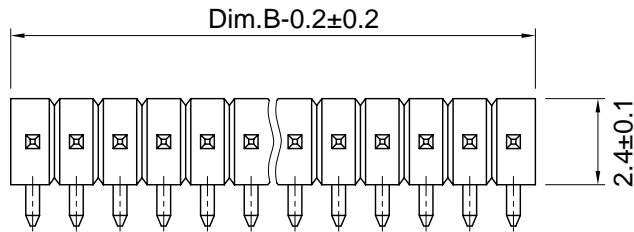
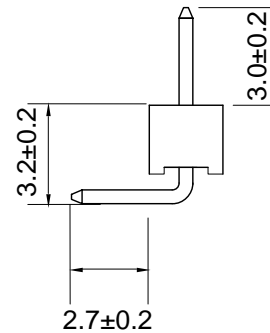
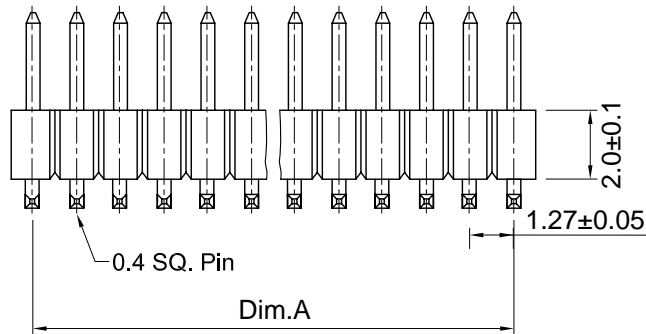


PIN	A	B
2	1.27	2.54
3	2.54	3.81
4	3.81	5.08
5	5.08	6.35
6	6.35	7.62
7	7.62	8.89
8	8.89	10.16
9	10.16	11.43
10	11.43	12.70
11	12.70	13.97
12	13.97	15.24
13	15.24	16.51
14	16.51	17.78
15	17.78	19.05
16	19.05	20.32
17	20.32	21.59
18	21.59	22.86
19	22.86	24.13
20	24.13	25.40
21	25.40	26.67
22	26.67	27.94
23	27.94	29.21
24	29.21	30.48
25	30.48	31.75
26	31.75	33.02
27	33.02	34.29
28	34.29	35.56
29	35.56	36.83
30	36.83	38.10
31	38.10	39.37
32	39.37	40.64
33	40.64	41.91
34	41.91	43.18
35	43.18	44.45
36	44.45	45.72
37	45.72	46.99
38	46.99	48.26
39	48.26	49.53
40	49.53	50.80
41	50.80	52.07
42	52.07	53.34
43	53.34	54.61
44	54.61	55.88
45	55.88	57.15
46	57.15	58.42
47	58.42	59.69
48	59.69	60.96
49	60.96	62.23
50	62.23	63.50



Recommended  
P.C. Board Hole Layout



Specifications

Current Rating : 1 Amp  
 Insulator Resistance : 1000 Megohms min.  
 Contact Resistance : 20 m ohms max.  
 Dielectric Withstanding : AC 300V  
 Operating Temperature : -40°C ~ +105°C  
 Contact Material : Brass  
 Insulator Material : Polyester, UL 94V-0 Nylon-6T  
 Contact Plated : See Option  
 Standard: Full Gold Flash

—		new		2015/5/3	A	瀚源
ECN BO.		DESCRIPTION.		DATE.	REV.	
DESIGNED	CHECKED	APPROVAL	DRAWING NUMBER	SCALT: 1/2		SCALE: 3:1
Mikey	Tom	Jerry	PART NAME	1271WR-XXP	UNLESS OTHERWISE SPECIFIED, TOLERANCE:	X. ±0.25
			MODEL NAME	1271WR-XXP		X.x ±0.20
			3RD ANGLE PROJ	HanElectricity Co.,LTD		X.xx ±0.15
						ANGULAR ±3'
						FILE. NO.