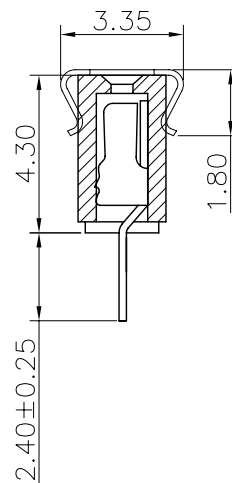
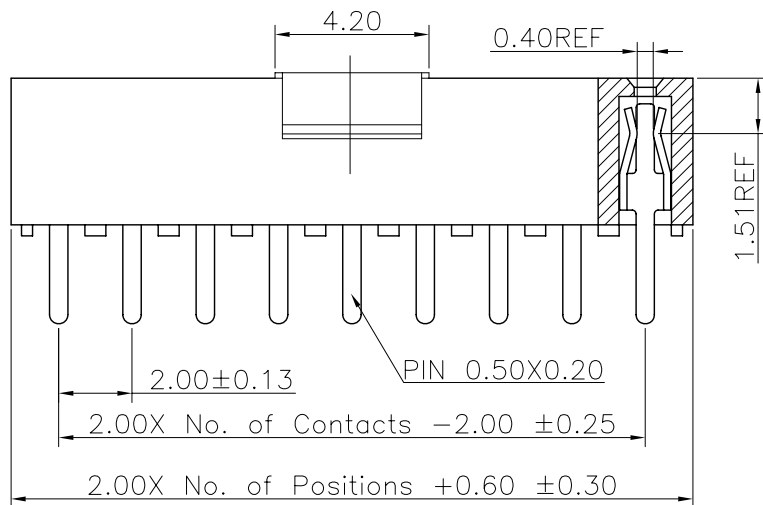
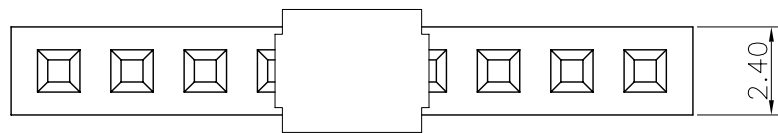


REV.	LOCAS.	DESCRIPTION	DATE	DRAWN
01	NEW	INITIAL RELEASE.	2009.07.20	車 激
02	△	依上級要求變更圖號	2012.05.21	李芳忠



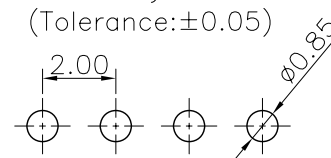
Specifications
 Current Rating: 2Amp
 Insulation Resistance: 1000MΩMin.
 Dielectric Withstanding Voltage: 500VAC
 Contact Resistance: 20mΩMax.
 Operating Temperature: -40°C to +105°C
 Materials
 Contact Material: Phosphor Bronze
 Insulator Material: High Temperature Thermoplastic, UL 94V-0 Nylon 6T(無鹵) or the equivalent material
 All materials must meet Greenconn requirement for environment protection.

Ordering Information

C SFA101 - XX XX A 001 R 1 A X

No. of Pins per Row: 02~40
 Standard Plating: 02=Gold Flash, Selective Plating: 01=Tin, 05=Gold Flash/Tin
 Color: 1=Black
 Standard Packing: A=Box, Selective Packing: C=Tube, E=Cap+Tube, F=Cap+Tape&Reel

Recommended P.C.Board Layout



格菱股份有限公司
Greenconn Corporation

GENERAL TOLERANCE	
X.*±5.0°	X.±0.30
.X*±3.0°	.X±0.25
.XX*±2.0°	.XX±0.15
.XXX*±1.0°	.XXX±0.10

DESIGN: 李芳忠	DATE: 2012.05.21
CHECKED: 劉北平	DATE: 2012.05.21
AUDITED: 李輝	DATE: 2012.05.21
APPROVED: cc_li	DATE: 2012.05.21

DWG. NO.	△ CSFA101-CA1RA
PART NO.	CSFA101-XXXX A001R1AX

TITLE.	2.00 FEMALE HEADER SINGLE ROW DIP TYPE CONNECTOR
--------	--

REV.	UNIT.	SCALE.	PAGE.
02	mm	5:1	1/1