

## SOT-23 Plastic-Encapsulate Transistors

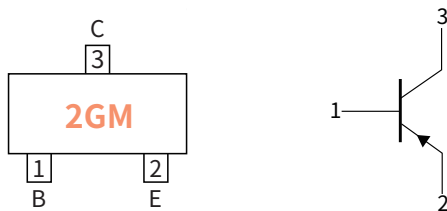
### Features

- Power dissipation of 225mW
- High stability and high reliability
- Meets MSL level 1, per J-STD-020, LF maximum peak of 260°C

### Mechanical Data


- Case: SOT-23  
Molding compound meets UL 94V-0 flammability rating, RoHS-compliant, halogen-free
- Terminals: Solder plated, solderable per MIL-STD-750, Method 2026

### Function Diagram



**Collector-Base Voltage**  
VCBO -80V  
**Collector Current**  
-0.5 Ampere

SOT-23



### Maximum Ratings (Ta=25°C Unless otherwise specified)

PARAMETER	SYMBOL	UNIT	VALUE
Collector-Base Voltage	$V_{CB0}$	V	-80
Collector-Emitter Voltage	$V_{CE0}$		-80
Emitter-Base Voltage	$V_{EB0}$		-4.0
Collector Current	$I_C$	A	-0.5
Collector Power Dissipation	$P_C$	mW	225
Storage temperature	$T_{stg}$	°C	-55 ~+150
Junction temperature	$T_j$	°C	-55 ~+150
Typical Thermal Resistance	$R_{\theta J-A}$	°C /W	417

### Electrical Characteristics (Ta=25°C Unless otherwise noted)

PARAMETER	SYMBOL	UNIT	Condition	Min	Max
Collector-Base Breakdown Voltage	$V_{(BR)CBO}$	V	$I_C = -100\mu A, I_E = 0$	-80	—
Collector-Emitter Breakdown Voltage	$V_{(BR)CEO}$		$I_C = -1.0mA, I_B = 0$	-80	—
Emitter-Base Breakdown Voltage	$V_{(BR)EBO}$		$I_E = -100\mu A, I_C = 0$	-4.0	—
Collector-Emitter cut-off current	$I_{CEO}$	nA	$V_{CE} = -60V, I_E = 0$	—	-100
Collector-Base cut-off current	$I_{CBO}$		$V_{CB} = -80V, I_E = 0$	—	-100
Emitter-Base cut-off current	$I_{EBO}$		$V_{EB} = -4.0V, I_C = 0$	—	-100
DC Current Gain	$h_{FE(1)}$	—	$I_C = -10mA, V_{CE} = -1.0V$	100	400
	$h_{FE(2)}$		$I_C = -100mA, V_{CE} = -1.0V$	100	—
Collector-Emitter Saturation Voltage	$V_{CE(sat)}$	V	$I_C = -100mA, I_B = -10mA$	—	-0.25
Base-Emitter Saturation Voltage	$V_{BE(sat)}$	V	$I_C = -100mA, I_B = -100mA$	—	-1.2

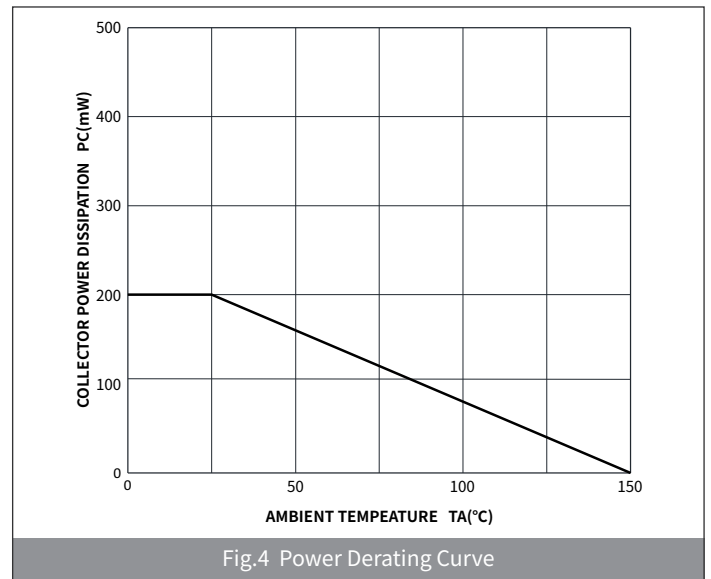
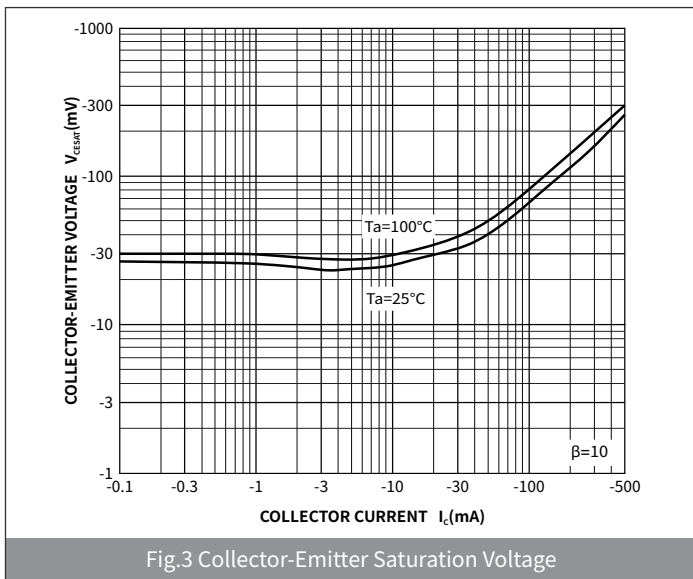
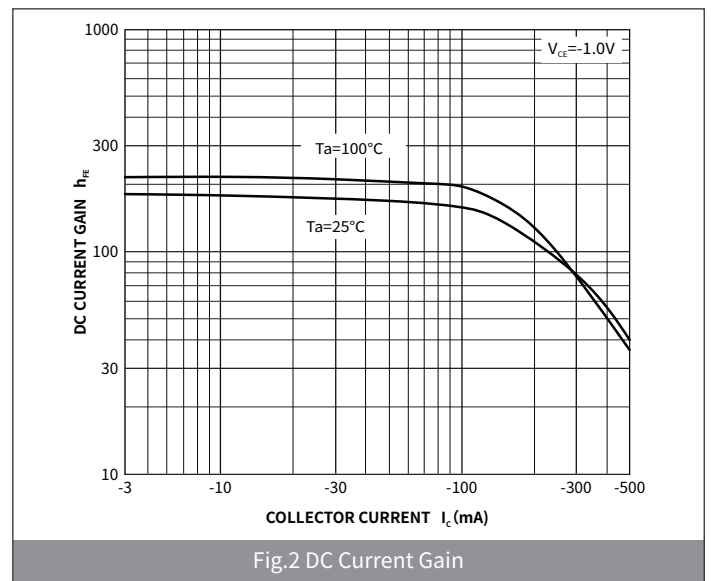
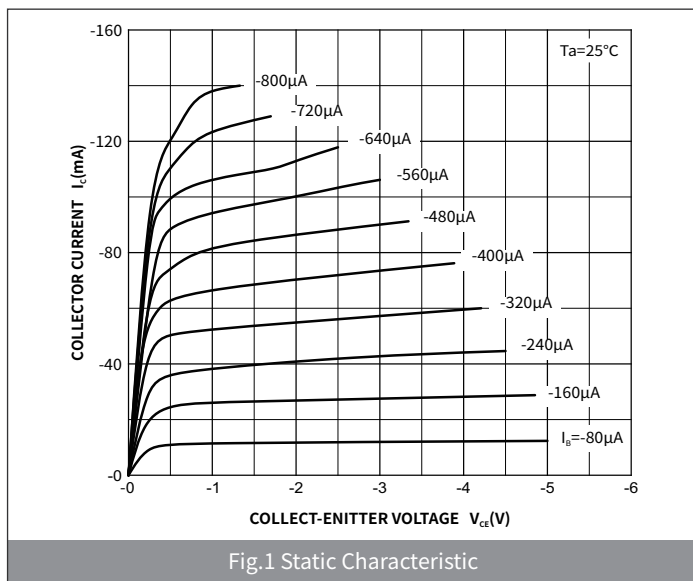
## ● Small-signal Characteristics

ITEM	SYMBOL	Condition	UNIT	Min	Max
Transition frequency	$f_T$	$I_C = -100\text{mA}, V_{CE} = -1.0\text{V}, f = 100\text{MHz}$	MHz	50	—

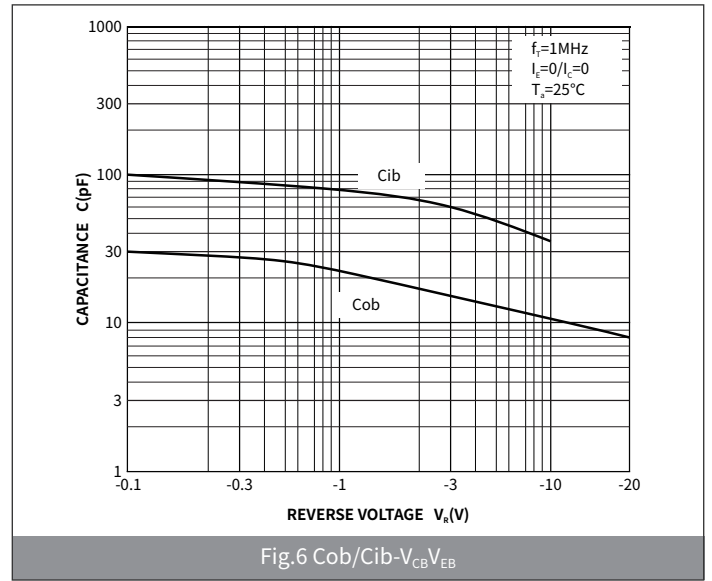
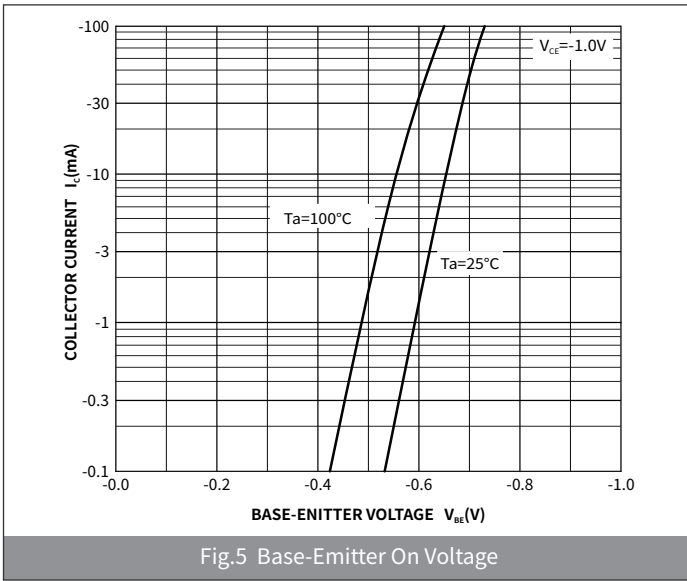
## ● Ordering Information

PACKAGE	PACKAGE CODE	UNIT WEIGHT(g)	REEL(pcs)	BOX(pcs)	CARTON(pcs)	DELIVERY MODE
SOT-23	R1	0.008	3000	45000	180000	7"

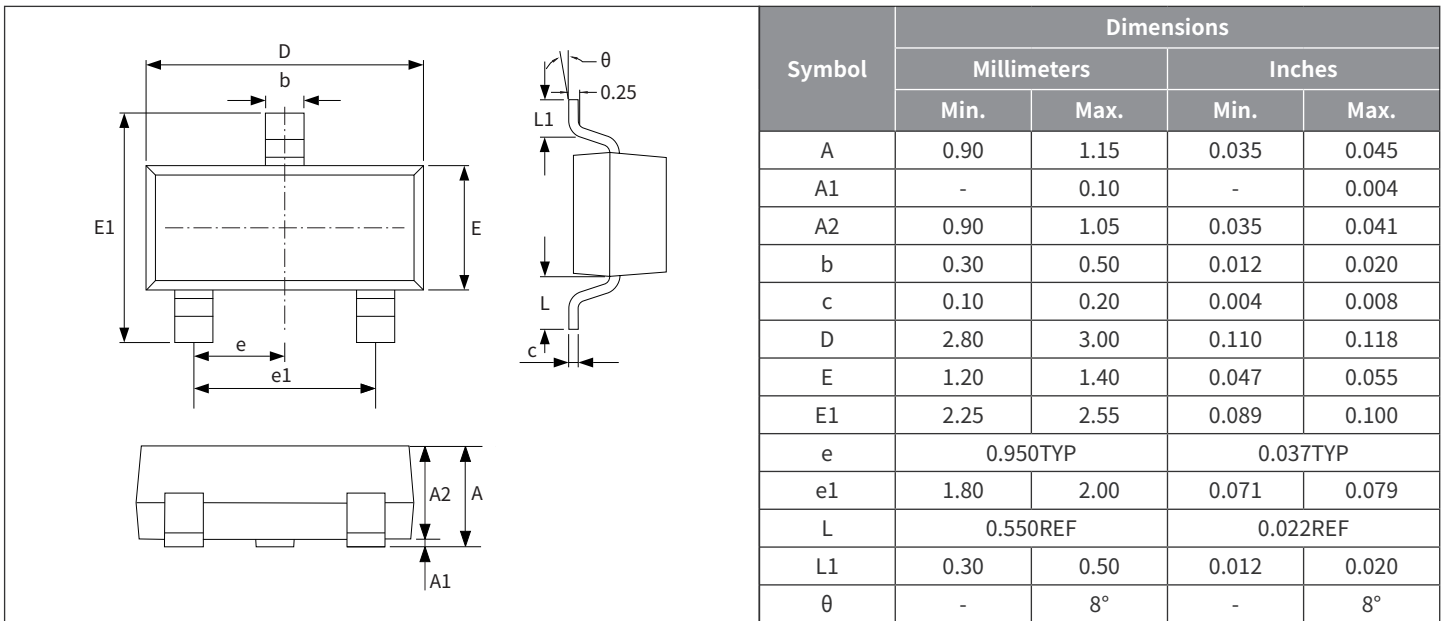
## ● Ratings And Characteristics Curves (Ta=25°C Unless otherwise specified)



## ● Ratings And Characteristics Curves (Ta=25°C Unless otherwise specified)



## ● Package Outline Dimensions (SOT-23)



## ● Suggested Pad Layout

