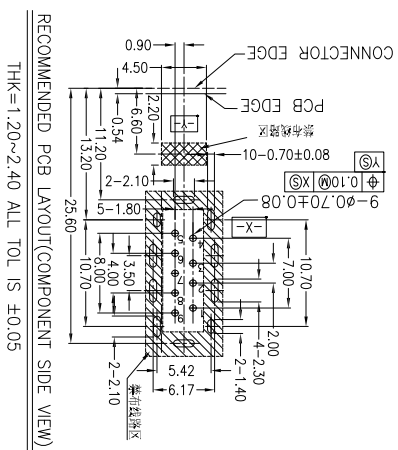
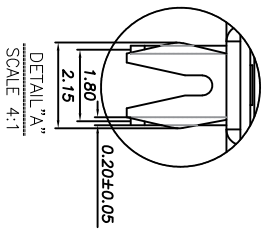
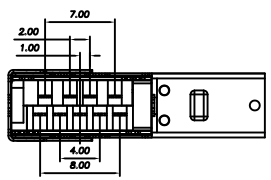
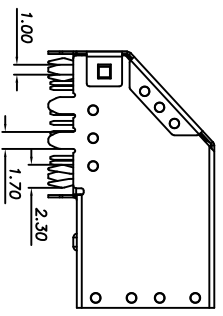
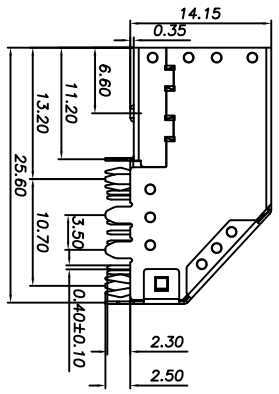
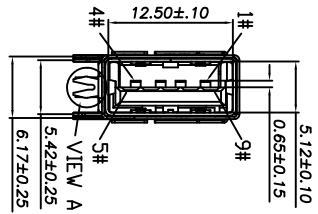
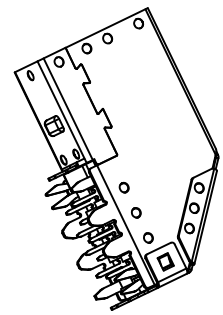
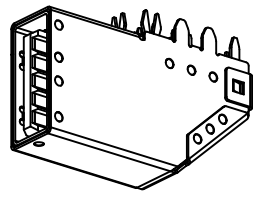
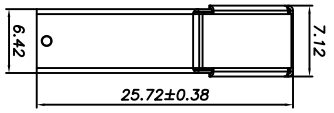


CATEGORY	DESCRIPTION	P/N #
CONNECTOR	USB 3.0AUF 90度侧插 双屏蔽直插带后盖免焊鱼叉脚	UB30F-UX1-HXRDC1415

REV.	ECN NO	DESCRIPTION	REVISED	DATE
A01		New Release	YST	2020.03.16



THK=1.20~2.40 ALL TOL IS ±0.05

- NOTES:
- 1.ELECTRICAL CHARACTERISTIC
 - 1)CURRENT RATING:1PIN AND 4PIN 1.8AMP AT 5V 0.25 AMP FOR OTHER CONTACTS.
 - 2)VOLTAGE RATING:30V
 - 3)VOLTAGE RATING FOR INITIAL 30 mΩ MAX. Δ20mΩ AFTER ENVIRONMENT AND MECHANICAL TEST
 - 4)INSULATION RESISTANCE: 1000MΩ MIN.
 - 5)DIELECTRIC WITHSTANDING VOLTAGE: 500V AC 60HZ FOR 1MIN
 - 6)OPERATING TEMPERATURE: -40°C ~ +85°C
- 2.MECHANICAL CHARACTERISTIC:
- 1).INSERTION FORCE :25N MAX(BEFORE)
 - 2).WITHDRAWING FORCE:12N MIN(BEFORE)
 - 3).INSERTION FORCE :25N MAX(AFTER 1500 CYCLES)
 - 4).WITHDRAWING FORCE:10N MIN(AFTER 1500 CYCLES)
 - 5)CONTACT RESISTANCE:30 mΩ MAX. INITIAL Δ20mΩ AFTER ENVIRONMENT AND MECHANICAL TEST (AFTER 1500 CYCLES)

Part No.:
UB30F-UX1-HXRDC1415

X	Terminal Plating
0	Au 1u" Plating
1	Au 3u" Plating
2	Au 6u" Plating
3	Au 15u" Plating
4	Au 30u" Plating

X	MATERIAL
P	PBT HF
L	LCP

PIN NO	1	2	3	4	5	6	7	8	9
SIGNAL NAME	VBUS	D-	D+	GND	SSRX-	SSRX+	GND_DRAIN	SSTX-	SSTX+
REMARK	USB2.0 Connect Pin				USB3.0 Connect Pin				

东莞市合陵电子有限公司
 Dongguan Heling Electronic Co., Ltd

UNLESS OTHERWISE SPECIFIED TOLERANCES	SCALE:1/1	UNIT: mm	DWG.NO:
DECIMALS: ANGLES:	SIZE: A3	PAGE:1 OF 1	REV: A01
X.X :±0.30 X :±2	APPROVED BY	CHECKED BY	PREPARED BY
X.XX :±0.20 X.X :±1	DICK	XSY	YST
X.XXX :±0.10	CUSTOMER COPY		

A	e	SHELL OVER	1	SUS 304	T=0.25mm	NI PALTING	
	d	SHELL IN	1	SUS 304	T=0.3mm	NI PALTING	
	c	TERMINAL (5PIN)	1SET	C2680	T=0.2mm	Au/Tin PALTING	
	b	TERMINAL (4PIN)	1SET	C5210	T=0.2mm	Au/Tin PALTING	
	a	HOUSING	1SET	SEE TABLE1		BLUE	
	NO.	PART NAME	QTY	MATERIAL		PLATING & COLOR	Remark