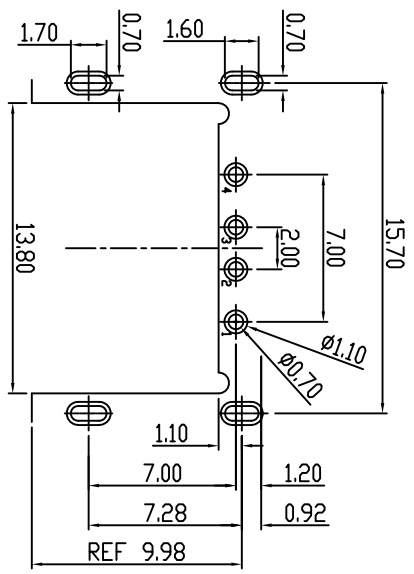
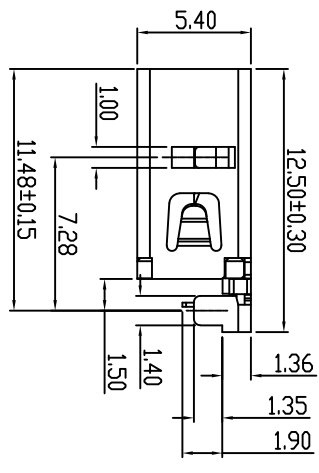
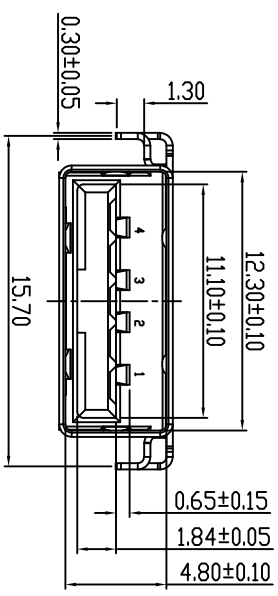
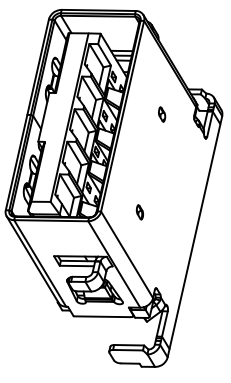
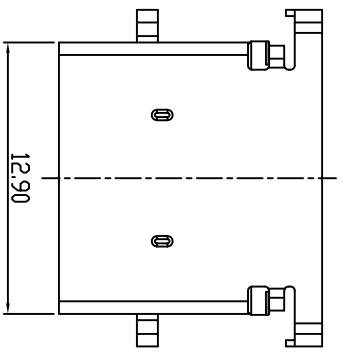
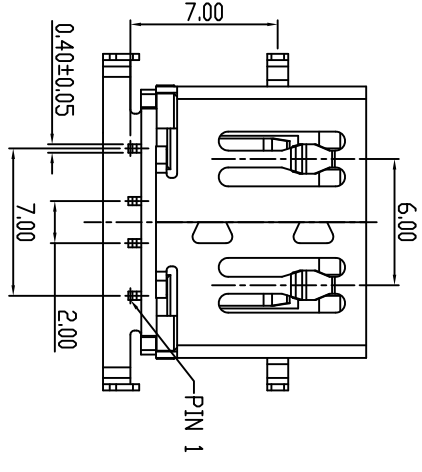


CATEGORY	DESCRIPTION	P/N #
CONNECTOR	USB 2.0 AF DIP型(板山.36(长插脚))	UB21F-XX11-HLRX21P-X

REV.	ECN NO	DESCRIPTION	REVISED	DATE
A01	—	New Release	XSY	2020.06.12



Tolerance:  $\pm 0.05$  Thickness:  $1.0 \sim 1.2\text{mm}$   
Recommend PCB Layout (Top View)



X	Housing Color
B	Black
U	Blue 300C

X	包装方式
C	胶带包装
P	吸塑包装

X	Terminal Plating
0	Au 1u" Plating
1	Au 3u" Plating
2	Au 6u" Plating
3	Au 15u" Plating

X	Shell Material
G	SUS
B	Copper Alloy
S	SPCC

c	Shell	1	See Table T=0.3mm	Ni Plating
b	Terminal	4	Copper Alloy T=0.2mm	See Table
a	Housing	1	LCP UL94V-0	See Table
NO.	PART NAME	QTY	MATERIAL	PLATING & COLOR

1. Electrical Characteristics
- 1-1: Rate Voltage: 30V DC
  - 1-2: Current Rating: 1.5A
  - 1-3: Contact Resistance: 30mΩ MAX.
  - 1-4: Insulation Resistance: 100MΩ MIN.
  - 1-5: Dielectric Withstand Voltage :500V R.M.S
  - 1-6: Operator Temperature: -40°C~85°C
2. MECHANICAL CHARACTERISTICS
- 2-1: UNMATING FORCE: 10N MIN INITIAL; 8N MIN AFTER TEST.
  - 2-2: MATING FORCE: 35N MAX;
  - 2-3: DURABILITY: 1500 CYCLES;

 东莞市合陵电子有限公司  
DongGuan Heling Electronic Co.,LTD

UNLESS OTHERWISE SPECIFIED TOLERANCES	SCALE: 1/1	UNIT: mm	DWG. NO:
DECIMALS: X :±0.5	SIZE: A3	PAGE: 1 OF 1	REV: A01
ANGLES: XX :±0.3	APPROVED BY	CHECKED BY	PREPARED BY
XXX :±0.2	Tony	XSY	XSY
	CUSTOMER COPY		