



SS2020FL-AU ~ SS2040FL-AU Series

Surface Mount Schottky Barrier Rectifier

Voltage	20~40 V	Current	2 A
----------------	----------------	----------------	------------

Features

- Low power loss, high efficiency
- High surge current capability
- AEC-Q101 qualified
- Lead free in compliance with EU RoHS 2.0
- Green molding compound as per IEC 61249 standard

Applications

- Low voltage rectification
- Reverse polarity protection
- Low power consumption applications

Mechanical Data

- Case : SOD-123FL Package
- Terminals : Solderable per MIL-STD-750, Method 2026
- Approx. Weight : 0.0006 ounces, 0.017 grams

SOD-123FL



Maximum Ratings (T_A = 25°C unless otherwise noted)

PARAMETER	SYMBOL	SS2020FL-AU	SS2030FL-AU	SS2040FL-AU	UNIT
Maximum Repetitive Peak Reverse Voltage	V _{RRM}	20	30	40	V
Maximum Rms Voltage	V _{RMS}	14	21	28	V
Maximum DC Blocking Voltage	V _R	20	30	40	V
Maximum Average Forward Rectified Current	I _{F(AV)}	2			A
Peak Forward Surge Current : 8.3ms Single Half Sine-Wave Superimposed On Rated Load	I _{FSM}	50			A
Typical Junction Capacitance Measured at 1 MHZ And Applied V _R = 4 V	C _J	100			pF
Typical Thermal Resistance (Note 1) (Note 2)	R _{θJA}	200			°C/W
	R _{θJC}	32			
Operating Junction Temperature Range	T _J	-55 to +150			°C
Storage Temperature Range	T _{STG}	-55 to +150			°C



SS2020FL-AU ~ SS2040FL-AU Series

Electrical Characteristics

PARAMETER	SYMBOL	TEST CONDITION		SS2020FL-AU		SS2030FL-AU		SS2040FL-AU		UNIT
				TYP.	MAX.	TYP.	MAX.	TYP.	MAX.	
Forward Voltage	V _F	I _F = 1A	T _J = 25 °C	0.41	-	0.41	-	0.41	-	V
		I _F = 2A		-	0.5	-	0.5	-	0.5	
		I _F = 1A	T _J = 125 °C	0.32	-	0.32	-	0.32	-	
		I _F = 2A		0.41	-	0.41	-	0.41	-	
Reverse Current ^(Note 3)	I _R	V _R = 10V	T _J = 25 °C	2	-	2	-	2	-	uA
		V _R = 20V		-	100	3	-	3	-	
		V _R = 30V		-	-	-	100	7	-	
		V _R = 40V		-	-	-	-	-	100	
		V _R = 20V	T _J = 125 °C	3	-	3	-	3	-	mA
		V _R = 30V		-	-	5	-	5	-	
		V _R = 40V		-	-	-	-	6.5	-	
		V _R = 40V		-	-	-	-	-	-	

- Note : 1. Mounted on a FR4 PCB, single-sided copper, mini pad.
 2. Mounted on a FR4 PCB, single-sided copper, with 100cm² copper pad area.
 3. Short duration pulse test used to minimize self-heating effect.



SS2020FL-AU ~ SS2040FL-AU Series

Rating and Characteristic Curves

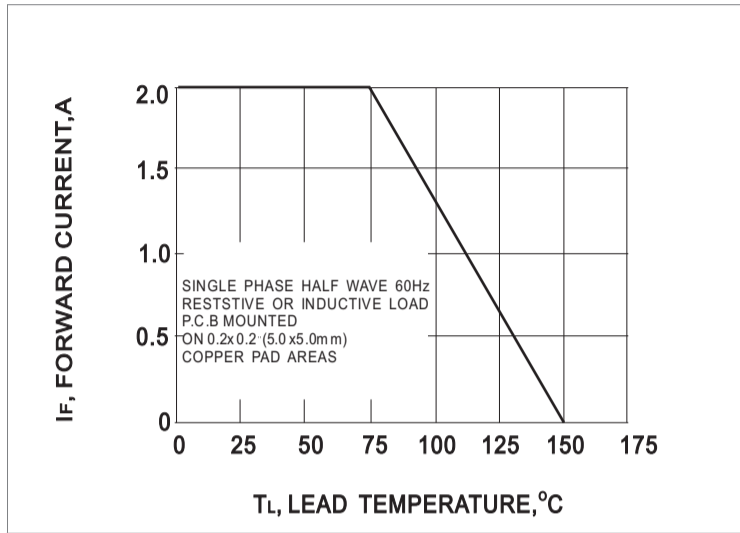


FIG. 1-FORWARD CURRENT DERATING CURVE

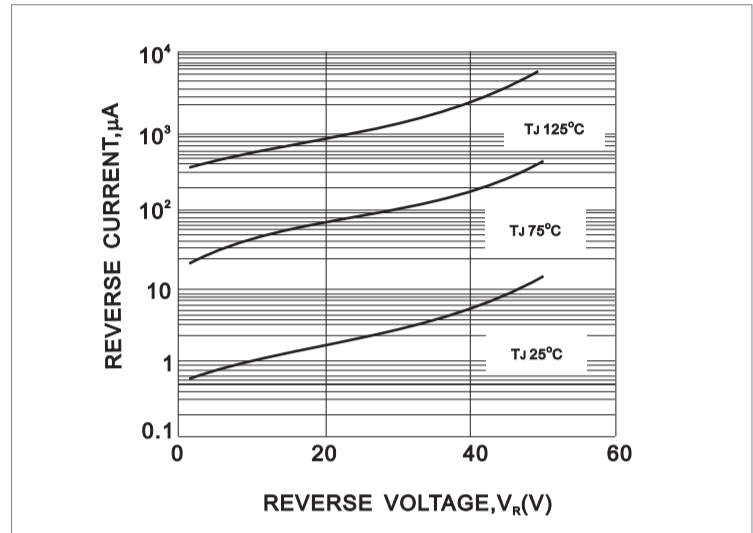


FIG. 2-TYPICAL REVERSE CHARACTERISTIC

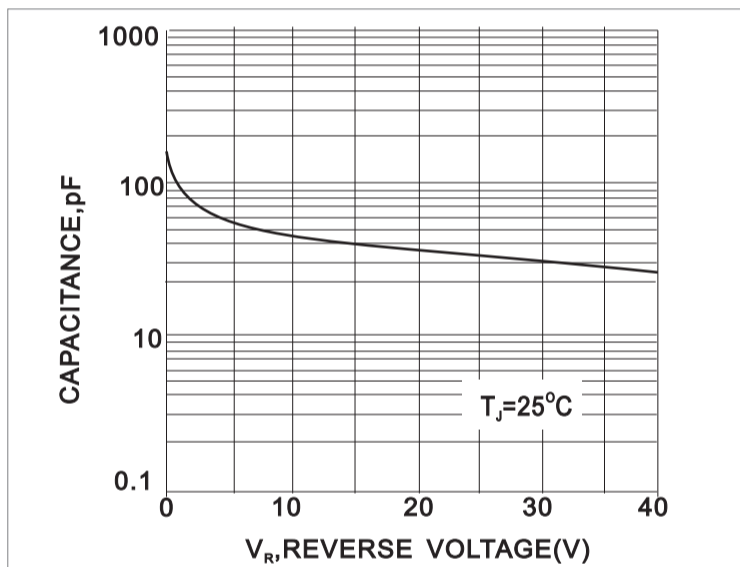


FIG. 3-TYPICAL JUNCTION CHARACTERISTIC

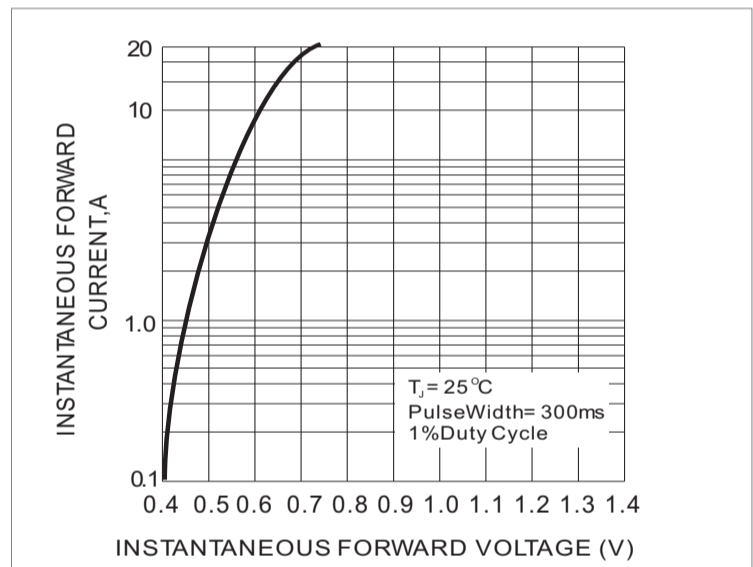


FIG. 4-TYPICAL INSTANTANEOUS FORWARD CHARACTERISTICS

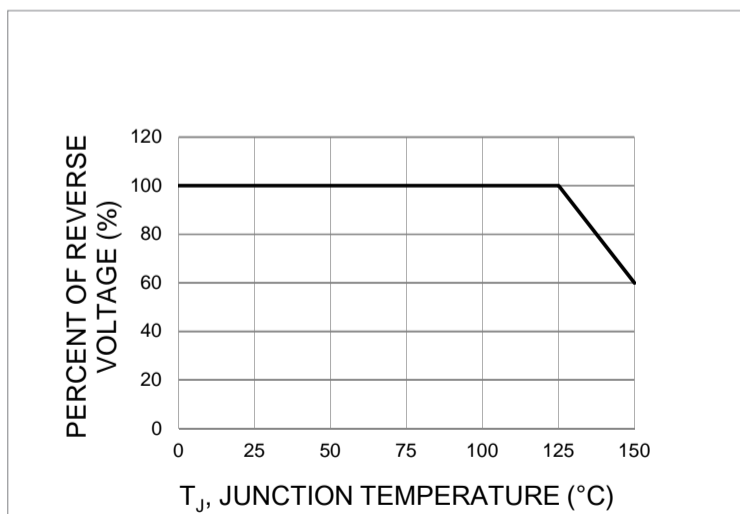


FIG. 5-OPERATING TEMPERATURE DERATING CURVE

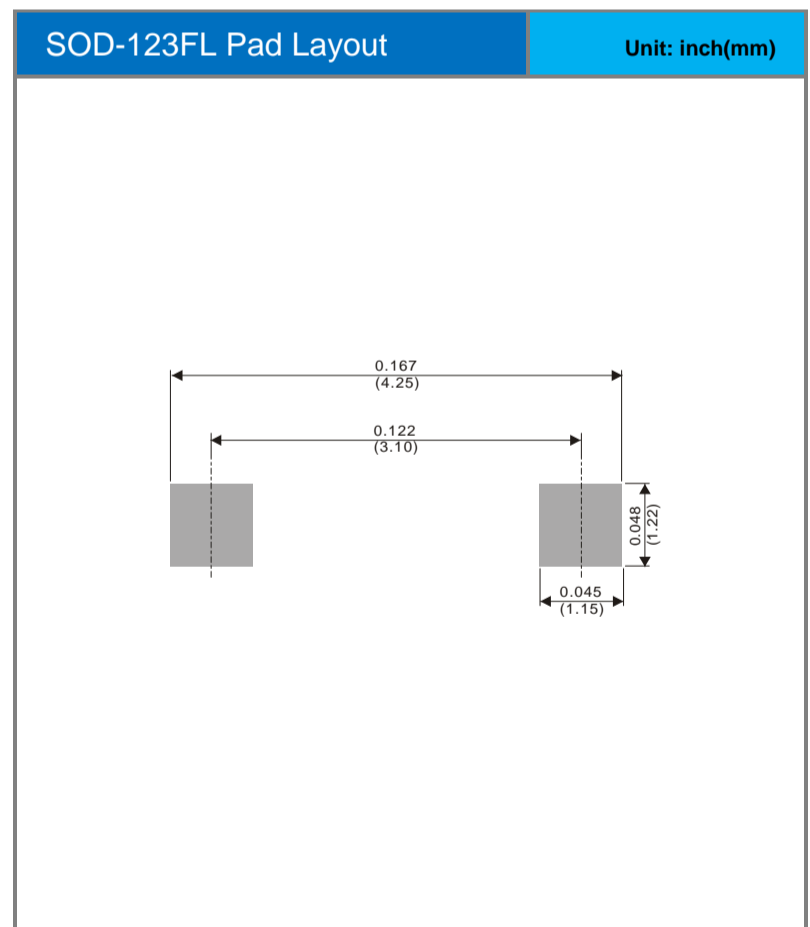
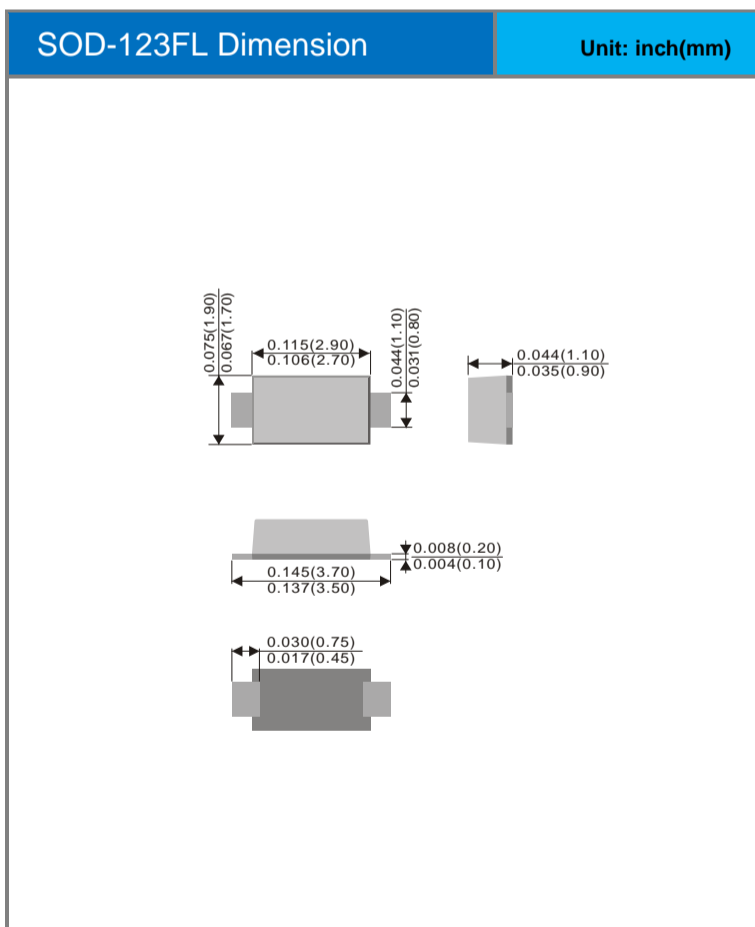


SS2020FL-AU ~ SS2040FL-AU Series

Part No. Packing Code Version

Part No. Packing Code	Package Type	Packing Type	Marking	Version
SS2020FL-AU_R1_000A1	SOD-123FL	3K pcs / 7" reel	GM	Halogen free
SS2030FL-AU_R1_000A1	SOD-123FL	3K pcs / 7" reel	GN	Halogen free
SS2040FL-AU_R1_000A1	SOD-123FL	3K pcs / 7" reel	GP	Halogen free

Packaging Information & Mounting Pad Layout





SS2020FL-AU ~ SS2040FL-AU Series

Disclaimer

- Reproducing and modifying information of the document is prohibited without permission from Panjit International Inc..
- Panjit International Inc. reserves the rights to make changes of the content herein the document anytime without notification. Please refer to our website for the latest document.
- Panjit International Inc. disclaims any and all liability arising out of the application or use of any product including damages incidentally and consequentially occurred.
- Panjit International Inc. does not assume any and all implied warranties, including warranties of fitness for particular purpose, non-infringement and merchantability.
- Applications shown on the herein document are examples of standard use and operation. Customers are responsible in comprehending the suitable use in particular applications. Panjit International Inc. makes no representation or warranty that such applications will be suitable for the specified use without further testing or modification.
- The products shown herein are not designed and authorized for equipments requiring high level of reliability or relating to human life and for any applications concerning life-saving or life-sustaining, such as medical instruments, transportation equipment, aerospace machinery et cetera. Customers using or selling these products for use in such applications do so at their own risk and agree to fully indemnify Panjit International Inc. for any damages resulting from such improper use or sale.
- Since Panjit uses lot number as the tracking base, please provide the lot number for tracking when complaining.