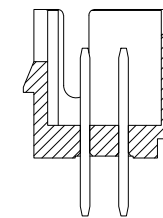
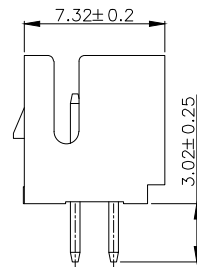
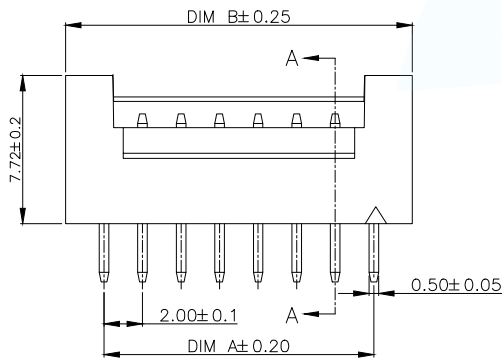
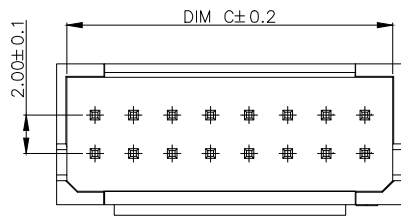
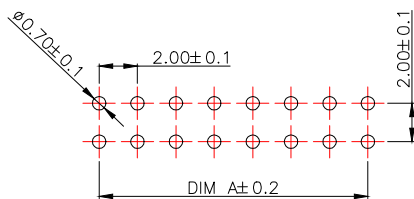


技术要求:

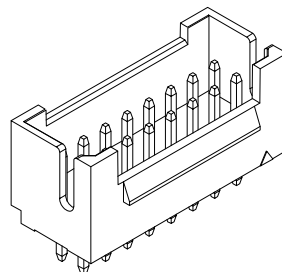
- 1、塑件材料: LCP (UL-94V-0)
- 2、接触件: 黄铜镀锡
- 3、接触电阻: $\leq 30m\Omega$
- 4、绝缘电阻: $\geq 1000M\Omega$
- 5、额定电压: 250V AC DC
- 6、额定电流: 3.0A AC DC
- 7、耐压: 能承受1000V AC/Minute
- 8、工作温度: $-25^{\circ}\sim\sim +85^{\circ}$
- 9、可焊性试验: 浸锡面积 $\geq 95\%$ 温度 $250^{+0.5}_{0}$.时间 2.5 ± 0.5 秒.
- 10、铅和镉等六大有害物质含量要符合环保要求



SECTION A-A



SUGGESTED PCB LAYOUT
(COMPONENT SIDE)



Part No	Pin	A	B	c
WAFER-PHB2.0-2*3PZZ	6	4.00	8.00	6.90
WAFER-PHB2.0-2*4PZZ	8	6.00	10.00	8.90
WAFER-PHB2.0-2*5PZZ	10	8.00	12.00	10.90
WAFER-PHB2.0-2*6PZZ	12	10.00	14.00	12.90
WAFER-PHB2.0-2*7PZZ	14	12.00	16.00	14.90
WAFER-PHB2.0-2*8PZZ	16	14.00	18.00	16.90
WAFER-PHB2.0-2*9PZZ	18	16.00	20.00	18.90
WAFER-PHB2.0-2*10PZZ	20	18.00	22.00	20.90
WAFER-PHB2.0-2*11PZZ	22	20.00	24.00	22.90
WAFER-PHB2.0-2*12PZZ	24	22.00	26.00	24.90
WAFER-PHB2.0-2*13PZZ	26	24.00	28.00	26.90
WAFER-PHB2.0-2*14PZZ	28	26.00	30.00	28.90
WAFER-PHB2.0-2*15PZZ	30	28.00	32.00	30.90

MANUFACTURE DWG		 东莞市讯普电子科技有限公司 DongGuan XunPu Electronics Co.,Ltd	
UNLESS OTHERWISE SPECIFIED TOLERANCES			TITLE: 压接式连接器
DECIMALS:	ANGLES:		PAR WAFER-PHB2.0-NPZZ
0.X ±0.25	X.' ±3°		DWN
0.XX ±0.12	X.X' ±0.5°		CHKD
0.XXX ±0.05		APVD	SCALE:1:1 UNIT:MM
CUSTOMER COPY		SIZE:A4	UNIT:MM
		SHEET:1F1	REV:A