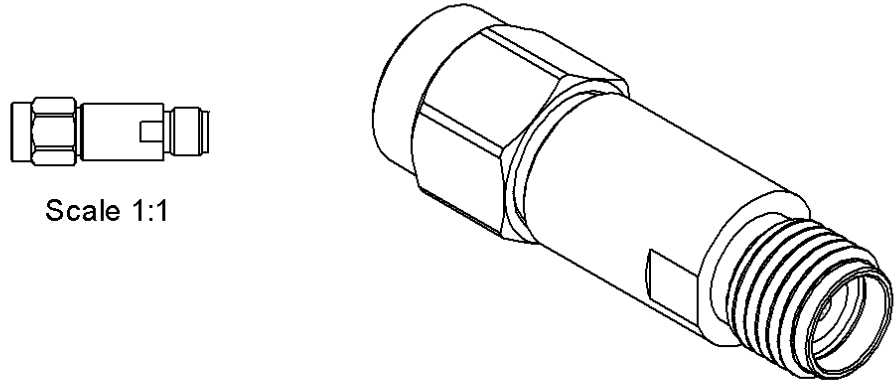
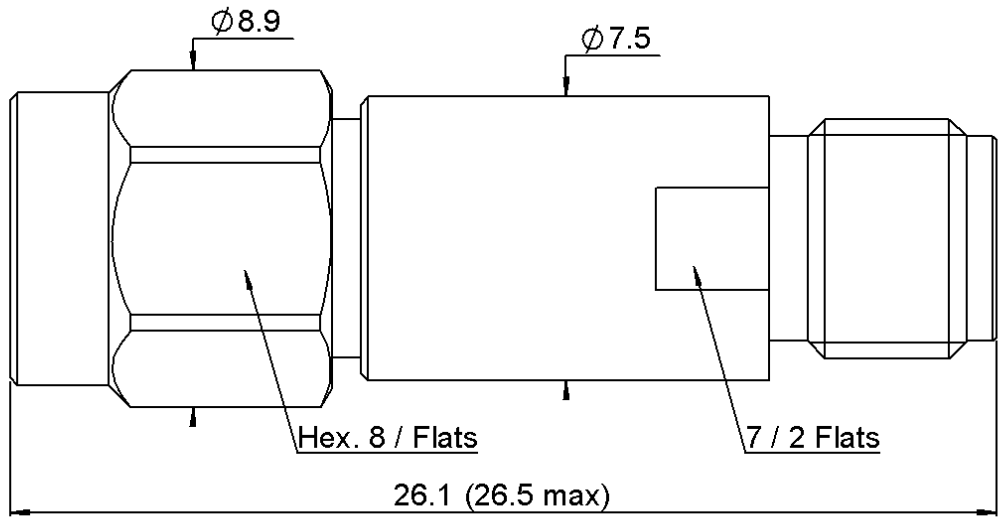
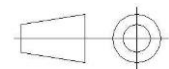


PAGE 1/2	ISSUE 02-03-15A	SERIES <b>ATTENUATOR</b>	PART NUMBER <b>R413210150</b>
----------	-----------------	-----------------------------	-------------------------------



Scale 1:1

All dimensions are in mm.



COMPONENTS	MATERIALS	PLATING ( $\mu\text{m}$ )
Body	<b>STAINLESS STEEL</b>	<b>PASSIVATED</b>
Male center contact	<b>BERYLLIUM COPPER</b>	<b>GOLD OVER NICKEL</b>
Female center contact	<b>BERYLLIUM COPPER</b>	<b>GOLD OVER NICKEL</b>
Outer contact	<b>STAINLESS STEEL</b>	<b>PASSIVATED</b>
Insulator	<b>PTFE</b>	
Gasket	<b>SILICONE RUBBER</b>	
Substrate	<b>ALUMINA CERAMIC</b>	
Resistor	-	
Others parts	-	

PAGE 2/2	ISSUE <b>02-03-15A</b>	SERIES <b>ATTENUATOR</b>	PART NUMBER <b>R413210150</b>
----------	------------------------	-----------------------------	-------------------------------

**ELECTRICAL CHARACTERISTICS**

Frequency (GHz)	<b>DC-4</b>	<b>4-8</b>	<b>8-12.4</b>	<b>12.4-18</b>	<b>18-26.5</b>
V.S.W.R (≤)	<b>1.1</b>	<b>1.15</b>	<b>1.2</b>	<b>1.25</b>	<b>1.35</b>
Deviation(±dB)	<b>0.4</b>	<b>0.4</b>	<b>0.4</b>	<b>0.4</b>	<b>0.4</b>

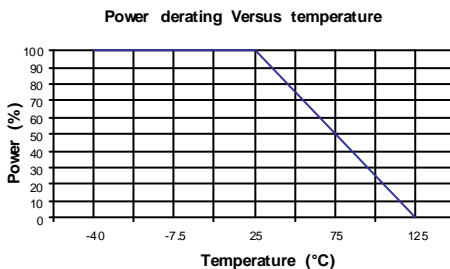
Operating Frequency Range	<b>DC-26.5</b>	GHz
Impedance	<b>50</b>	Ω
Nominal Attenuation	<b>10</b>	dB
Peak power at 25°C (1μs, 1%)	<b>50</b>	W
Average power at 25°C	<b>2</b>	W (Free Air Cooled)
		W (Conduction Cooled)

**MECHANICAL CHARACTERISTICS**

Connectors	<b>SMA3.5</b>	<b>Male Female</b>	<b>MIL-C 39012</b>
Weight	<b>5,9700 g</b>		

**ENVIRONMENTAL CHARACTERISTICS**

Operating temperature range	<b>-55/+125 °C</b>
Storage temperature range	<b>-55/+125 °C</b>



**SPECIFICATION**

**OTHER CHARACTERISTICS**