

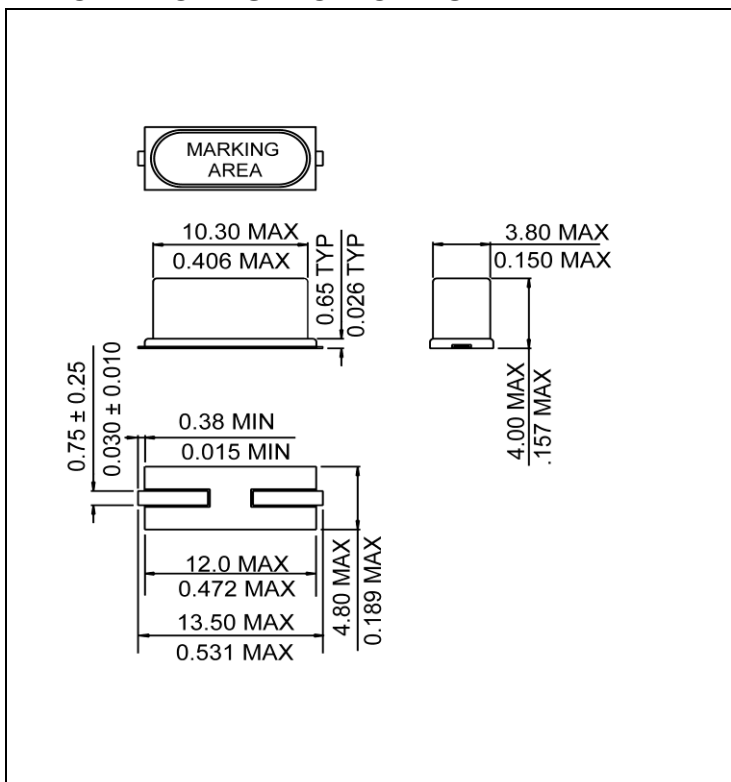
## SPECIFICATIONS

PARAMETER	VALUE
FREQUENCY RANGE	32.000 MHz
MODE OF OSCILLATION	Fundamental
FREQUENCY TOLERANCE AT 25°C	±10 ppm max
FREQUENCY STABILITY OVER TEMPERATURE	±20 ppm max
OPERATING TEMPERATURE RANGE	-20°C to +70°C
STORAGE TEMPERATURE RANGE	-55°C to +125°C
AGING	±1 ppm per year max ↔
LOAD CAPACITANCE	10 pF
EQUIVALENT SERIES RESISTANCE	50 Ω max
SHUNT CAPACITANCE	3 pF max ↔
DRIVE LEVEL	100 μW max ↔
REFLOW CONDITIONS	260°C ±5°C for 10s max
INSULATION RESISTANCE	500 MΩ min
SHOCK RESISTANCE	±5 ppm max 75 cm drop test onto a hard wood surface

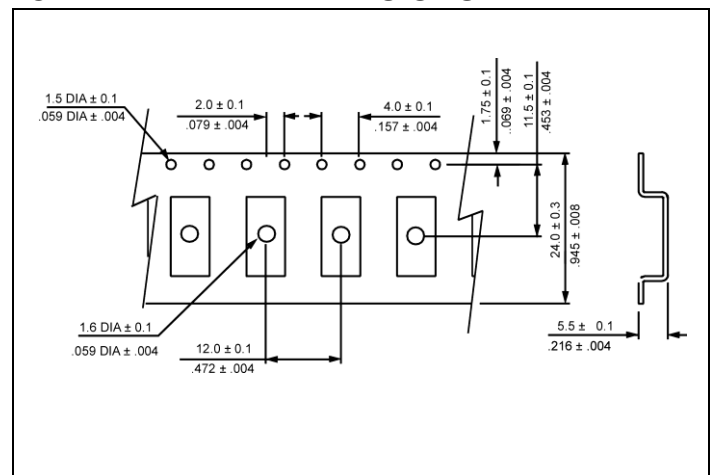


Photo is not actual part

## MECHANICAL SPECIFICATION



## CARRIER TAPE DIMENSIONS



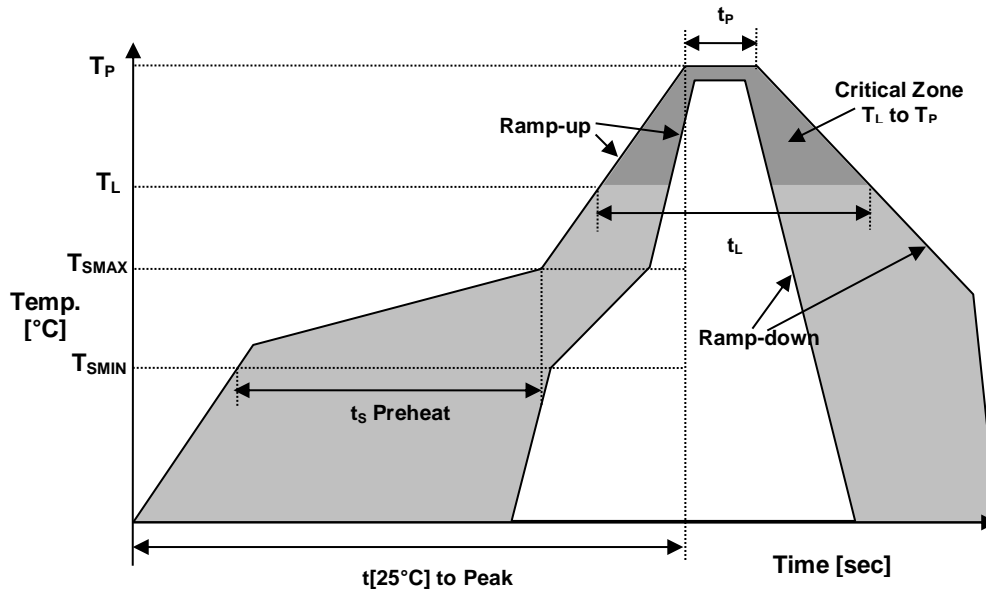
NOTE: REFER TO EIA-481 FOR DIMENSIONS

### ● PACKAGING

178 mm REEL DIAMETER  
24 mm TAPE WIDTH, 4 mm PITCH  
QUANTITY: 1000 PIECES PER REEL

IN ACCORDANCE WITH EIA-481

● **REFLOW PROFILE**



Reflow profile		
Temperature Min Preheat	$T_{SMIN}$	150°C
Temperature Max Preheat	$T_{SMAX}$	200°C
Time ( $T_{SMIN}$ to $T_{SMAX}$ )	$t_s$	60-180 sec.
Temperature	$T_L$	217°C
Peak Temperature	$T_P$	260°C
Ramp-up rate	$R_{UP}$	3°C/sec max.
Ramp-down rate	$R_{DOWN}$	6°C/sec max.
Time within 5°C of Peak Temperature	$t_p$	10 sec.
Time $t[25^\circ\text{C}]$ to Peak Temperature	$t[25^\circ\text{C}]$ to Peak	480 sec.
Time	$t_L$	60-150 sec.

● **ENVIRONMENTAL**

PARAMETER	VALUE
MOISTURE SENSITIVITY LEVEL	1
RoHS	COMPLIANT
REACH SVHC	COMPLIANT
HALOGEN-FREE	COMPLIANT
ESD CLASSIFICATION LEVEL	N/A
TERMINATION FINISH	Sn





A RAMI TECHNOLOGY Company

LOW PROFILE  
MICROPROCESSOR CRYSTAL

Page 3 of 3

AS-32.000-10-F-1020-SMD-TR-NS2

• MARKING

R320xxKyw

x – Internal Production ID code  
y – Year code  
w – Week code

YEAR CODE	
Year	Code
2015	5
2016	6
2017	7
2018	8
2019	9
2020	0
2021	1
2022	2
2023	3
2024	4
2025	5

ALPHA WEEK CODE TABLE					
Week	Code	Week	Code	Week	Code
1	a	19	s	37	K
2	b	20	t	38	L
3	c	21	u	39	M
4	d	22	v	40	N
5	e	23	w	41	O
6	f	24	x	42	P
7	g	25	y	43	Q
8	h	26	z	44	R
9	i	27	A	45	S
10	j	28	B	46	T
11	k	29	C	47	U
12	l	30	D	48	V
13	m	31	E	49	W
14	n	32	F	50	X
15	o	33	G	51	Y
16	p	34	H	52	Z
17	q	35	I		
18	r	36	J		

• APPROVAL

DRAWN BY:	KJackson, March 5,2014
APPROVED BY:	KJackson, March 5,2014
REVISION:	A, Initial Release
	B, Added Shock Resistance 1/4/16 KJ
	C, Changed Shock Resistance Spec 1/19/16 KJ

Raltron Electronics / RAMI Technology USA, LLC, including its affiliates, employees, agents and other persons acting on its behalf (collectively Raltron/RAMI Tech), disclaim any and all liability for any errors or inaccuracies contained in this data sheet. While Raltron/RAMI Tech has made every reasonable effort to ensure the accuracy of all product information, specifications and data contained herein, Raltron/RAMI Tech does not guarantee that the information is accurate, reliable or current. The product information is provided only for reference purposes only and is subject to change, correction or revision, at any time without notice. Raltron/RAMI Tech does not assume any liability arising out of an application or use of any product described herein and disclaims any warranties expressed or implied. The user of products in such applications shall assume all risks of such use and will agree to hold Raltron/RAMI Tech, harmless against all damages.

Copyright © 2016, Raltron Electronics / RAMI Technology USA, LLC. All rights reserved. No part of this document may be reproduced in any form without the prior written permission of Raltron Electronics / RAMI Technology USA, LLC.