

Printed-circuit board connector - FRONT-MC 1,5/ 2-ST-3,81 - 1850660

Please be informed that the data shown in this PDF Document is generated from our Online Catalog. Please find the complete data in the user's documentation. Our General Terms of Use for Downloads are valid (<http://download.phoenixcontact.com>)

Plug component, Nominal current: 8 A, Rated voltage (III/2): 160 V, Number of positions: 2, Pitch: 3.81 mm, Connection method: Screw connection, Color: green, Contact surface: Tin



The figure shows a 10-position version of the product

Product description


Plug component, Nominal current: 8 A, Rated voltage (III/2): 160 V, Number of positions: 2, Pitch: 3.81 mm, Connection method: Screw connection, Color: green, Contact surface: Tin

Why buy this product

- Generously dimensioned wiring space
- Pitch: 3.81 mm
- Screwdriver axis parallel to the conductor axis
- Plug with front screw connection
- Individual position keying by removing the keying tab and connecting the keying profile to the header



Key commercial data

Packing unit	1
Minimum order quantity	1
Catalog page	Page 182 (CC-2011)
GTIN	 4 017918 109820
Weight per piece (including packing)	0.0 GRM
Weight per Piece (excluding packing)	2.66 GRM
Country of origin	GERMANY

Technical data

Dimensions / positions

Pitch	3.81 mm
Dimension a	3.81 mm
Number of positions	2
Screw thread	M2

Printed-circuit board connector - FRONT-MC 1,5/ 2-ST-3,81 - 1850660

Technical data

Dimensions / positions

Tightening torque, min	0.22 Nm
Tightening torque max	0.25 Nm

Technical data

Range of articles	FRONT-MC 1,5/...-ST
Insulating material group	I
Rated surge voltage (III/3)	2.5 kV
Rated surge voltage (III/2)	2.5 kV
Rated surge voltage (II/2)	2.5 kV
Rated voltage (III/2)	160 V
Rated voltage (II/2)	320 V
Connection in acc. with standard	EN-VDE
Nominal current I _N	8 A
Nominal voltage U _N	160 V
Nominal cross section	1.5 mm ²
Maximum load current	8 A (with 1.5 mm ² conductor cross section)
Insulating material	PA
Inflammability class according to UL 94	V0
Internal cylindrical gage	A1
Stripping length	9 mm
Nominal voltage, UL/CUL Use Group B	300 V
Nominal current, UL/CUL Use Group B	8 A
Nominal voltage, UL/CUL Use Group D	300 V
Nominal current, UL/CUL Use Group D	8 A

Connection data

Conductor cross section solid min.	0.14 mm ²
Conductor cross section solid max.	1.5 mm ²
Conductor cross section stranded min.	0.14 mm ²
Conductor cross section stranded max.	1.5 mm ²
Conductor cross section stranded, with ferrule without plastic sleeve min.	0.25 mm ²
Conductor cross section stranded, with ferrule without plastic sleeve max.	1.5 mm ²
Conductor cross section stranded, with ferrule with plastic sleeve min.	0.25 mm ²
Conductor cross section stranded, with ferrule with plastic sleeve max.	0.5 mm ²
Conductor cross section AWG/kcmil min.	28
Conductor cross section AWG/kcmil max	16
2 conductors with same cross section, solid min.	0.14 mm ²
2 conductors with same cross section, solid max.	0.5 mm ²
2 conductors with same cross section, stranded min.	0.14 mm ²
2 conductors with same cross section, stranded max.	0.75 mm ²

Printed-circuit board connector - FRONT-MC 1,5/ 2-ST-3,81 - 1850660

Technical data

Connection data

2 conductors with same cross section, stranded, ferrules without plastic sleeve, min.	0.25 mm ²
2 conductors with same cross section, stranded, ferrules without plastic sleeve, max.	0.34 mm ²
2 conductors with same cross section, stranded, TWIN ferrules with plastic sleeve, min.	0.5 mm ²
2 conductors with same cross section, stranded, TWIN ferrules with plastic sleeve, max.	0.5 mm ²
Minimum AWG according to UL/CUL	30
Maximum AWG according to UL/CUL	16

Classifications

eclass

eClass 4.0	272607xx
eClass 4.1	27260701
eClass 5.0	27260701
eClass 5.1	27260701
eClass 6.0	27260704

etim

ETIM 3.0	EC001121
ETIM 4.0	EC002638

unspsc

UNSPSC 6.01	30211810
UNSPSC 7.0901	39121409
UNSPSC 11	39121409
UNSPSC 12.01	39121409
UNSPSC 13.2	39121409

Approvals

Certificates

Certification

CSA / UL Recognized / VDE report with production monitoring / cUL Recognized / IECCE CB Scheme / cULus Recognized

Certification EX

Certification submitted

Printed-circuit board connector - FRONT-MC 1,5/ 2-ST-3,81 - 1850660

Approvals

Approval details

CSA		
	B	D
mm ² /AWG/kcmil	28-16	28-16
Nominal current IN	8 A	8 A
Nominal voltage UN	300 V	300 V

UL Recognized		
	B	D
mm ² /AWG/kcmil	30-16	30-16
Nominal current IN	8 A	8 A
Nominal voltage UN	300 V	300 V

VDE report with production monitoring	
mm ² /AWG/kcmil	0.2-1.5
Nominal current IN	8 A
Nominal voltage UN	160 V

cUL Recognized		
	B	D
mm ² /AWG/kcmil	30-16	30-16
Nominal current IN	8 A	8 A
Nominal voltage UN	300 V	300 V

IECEE CB Scheme	
mm ² /AWG/kcmil	0.2-1.5
Nominal current IN	8 A
Nominal voltage UN	160 V

cULus Recognized

Accessories

Accessories

Marking

Printed-circuit board connector - FRONT-MC 1,5/ 2-ST-3,81 - 1850660

Accessories

Marker cards - SK 3,81/2,8:FORTL.ZAHLEN - 0804109

Marker cards, Card, white, Labeled, Horizontal: Consecutive numbers 1 - 10, 11 - 20, etc. up to 91 - (99)100, Mounting type:



Marker cards - SK 3,81/2,8:SO - 0805056

Marker cards, white, Mounting type: Adhesive, For terminal block width: 3.81 mm



Marker cards - SK U/2,8 WH:UNBEDRUCKT - 0803883

Marker cards, Sheet, white, Unlabeled, Can be labeled with: Plotter, Office-Drucksysteme, Mounting type: Adhesive



Marker pen - B-STIFT - 1051993

Marker pen, for manual labeling of unprinted Zack strips, smear-proof and waterproof, line thickness 0.5 mm



Tools

Screwdriver - SZS 0,4X2,5 VDE - 1205037

Screwdriver, bladed, VDE insulated, size: 0.4 x 2.5 x 80 mm, 2-component grip, with non-slip grip



Additional products

Printed-circuit board connector - FRONT-MC 1,5/ 2-ST-3,81 - 1850660

Accessories

Base strip - MCDV 1,5/ 2-G1-3,81 - 1847725

Header, Nominal current: 8 A, Rated voltage (III/2): 160 V, Number of positions: 2, Pitch: 3.81 mm, Color: green, Contact sur



Base strip - MCDV 1,5/ 2-G-3,81 - 1830402

Header, Nominal current: 8 A, Rated voltage (III/2): 160 V, Number of positions: 2, Pitch: 3.81 mm, Color: green, Contact sur



Base strip - MCD 1,5/ 2-G1-3,81 - 1843075

Header, Nominal current: 8 A, Rated voltage (III/2): 160 V, Number of positions: 2, Pitch: 3.81 mm, Color: green, Contact sur



Base strip - MCD 1,5/ 2-G-3,81 - 1829950

Header, Nominal current: 8 A, Rated voltage (III/2): 160 V, Number of positions: 2, Pitch: 3.81 mm, Color: green, Contact sur



Printed-circuit board connector - IMC 1,5/ 2-ST-3,81 - 1857883

Plug component, Nominal current: 8 A, Rated voltage (III/2): 160 V, Number of positions: 2, Pitch: 3.81 mm, Connection meth



Printed-circuit board connector - FRONT-MC 1,5/ 2-ST-3,81 - 1850660

Accessories

Base strip - MCVDU 1,5/ 2-G-3,81 - 1837450

Header, Nominal current: 8 A, Rated voltage (III/2): 160 V, Number of positions: 2, Pitch: 3.81 mm, Color: green, Contact sur



Base strip - MCV 1,5/ 2-G-3,81 - 1803426

Header, Nominal current: 8 A, Rated voltage (III/2): 160 V, Number of positions: 2, Pitch: 3.81 mm, Color: green, Contact sur



Base strip - MC 1,5/ 2-G-3,81 - 1803277

Header, Nominal current: 8 A, Rated voltage (III/2): 160 V, Number of positions: 2, Pitch: 3.81 mm, Color: green, Contact sur



Base strip - MC 1,5/ 2-G-3,81 THT - 1908761

Header, Nominal current: 8 A, Rated voltage (III/2): 160 V, Number of positions: 2, Pitch: 3.81 mm, Color: Black, Contact sur



Base strip - SMC 1,5/ 2-G-3,81 - 1827279

Header, Nominal current: 8 A, Rated voltage (III/2): 160 V, Number of positions: 2, Pitch: 3.81 mm, Color: green, Contact sur



Printed-circuit board connector - FRONT-MC 1,5/ 2-ST-3,81 - 1850660

Accessories

Base strip - EMCV 1,5/ 2-G-3,81 - 1860647

Header, Nominal current: 8 A, Rated voltage (III/2): 160 V, Number of positions: 2, Pitch: 3.81 mm, Color: green, Contact sur



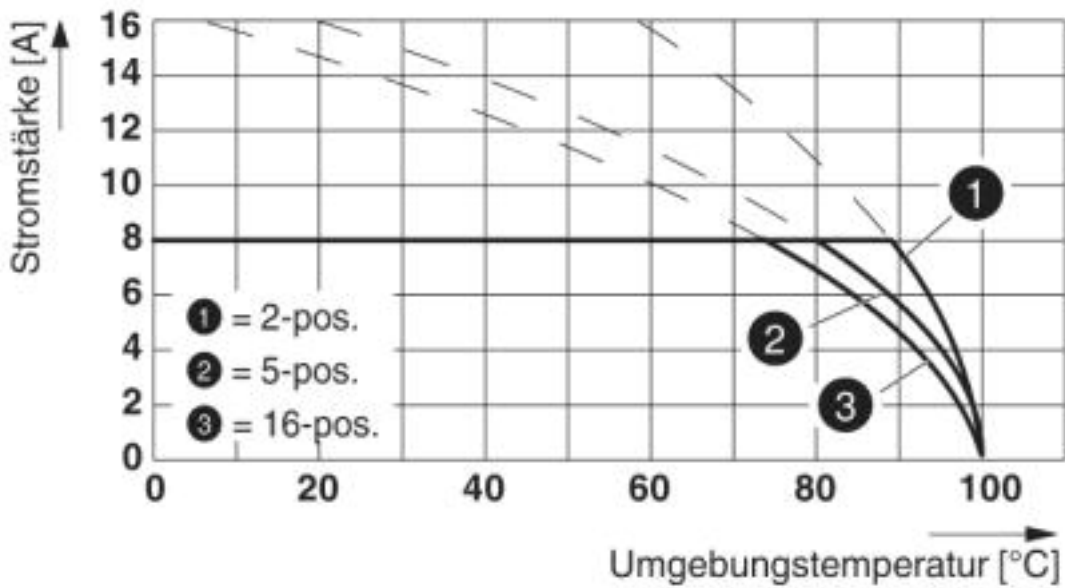
Base strip - EMC 1,5/ 2-G-3,81 - 1897801

Header, Nominal current: 8 A, Rated voltage (III/2): 160 V, Number of positions: 2, Pitch: 3.81 mm, Color: green, Contact sur



Drawings

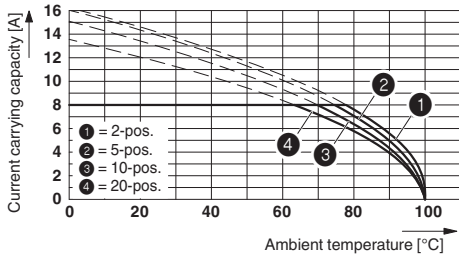
Diagram



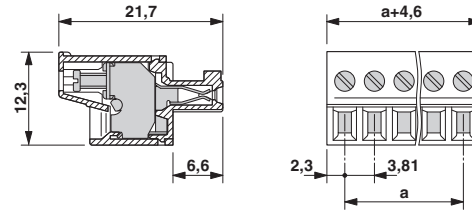
Type: FRONT-MC 1,5/...-ST-3,81 with SMC 1,5/...-G-3,81

Printed-circuit board connector - FRONT-MC 1,5/ 2-ST-3,81 - 1850660

Diagram



Dimensioned drawing



Type: FRONT-MC 1,5/...-ST-3,81 with MC 1,5/...-G-3,81