

## Printed-circuit board connector - TSPC 5/11-STF-7,62 - 1728293

Please be informed that the data shown in this PDF Document is generated from our Online Catalog. Please find the complete data in the user's documentation. Our General Terms of Use for Downloads are valid (<http://phoenixcontact.com/download>)



Plug component, Nominal current: 41 A, Rated voltage (III/2): 1000 V, Number of positions: 11, Pitch: 7.62 mm, Connection method: Spring-cage connection, Color: green, Contact surface: Tin

The figure shows a 5-pos. version of the product

### Product Features

- ✓ Fast connection technology thanks to tool-free direct plug-in principle
- ✓ Simple potential distribution by means of two terminal points per contact
- ✓ Additional features: screw flange (-STF)
- ✓ Unlimited 600 V UL approval
- ✓ Maximum contact reliability due to integrated double steel spring
- ✓ Push-in spring-cage plug with double connection
- ✓ CP-PC RD coding profile



### Key commercial data

Packing unit	1 pc
Minimum order quantity	25 pc
Weight per Piece (excluding packing)	22.22 GRM
Custom tariff number	85366990
Country of origin	Germany

### Technical data

#### Dimensions

Pitch	7.62 mm
Dimension a	76.2 mm

#### General

Range of articles	TSPC 5/..-STF
Insulating material group	I

## Printed-circuit board connector - TSPC 5/11-STF-7,62 - 1728293

### Technical data

#### General

Rated surge voltage (III/3)	8 kV
Rated surge voltage (III/2)	8 kV
Rated surge voltage (II/2)	6 kV
Rated voltage (III/3)	1000 V
Rated voltage (III/2)	1000 V
Rated voltage (II/2)	1000 V
Connection in acc. with standard	EN-VDE
Nominal current $I_N$	41 A
Nominal cross section	6 mm <sup>2</sup>
Maximum load current	41 A
Insulating material	PA
Inflammability class according to UL 94	V0
Stripping length	15 mm
Number of positions	11

#### Connection data

Conductor cross section solid min.	0.2 mm <sup>2</sup>
Conductor cross section solid max.	10 mm <sup>2</sup>
Conductor cross section stranded min.	0.2 mm <sup>2</sup>
Conductor cross section stranded max.	6 mm <sup>2</sup>
Conductor cross section stranded, with ferrule without plastic sleeve min.	0.25 mm <sup>2</sup>
Conductor cross section stranded, with ferrule without plastic sleeve max.	6 mm <sup>2</sup>
Conductor cross section stranded, with ferrule with plastic sleeve min.	0.25 mm <sup>2</sup>
Conductor cross section stranded, with ferrule with plastic sleeve max.	4 mm <sup>2</sup>
Conductor cross section AWG/kcmil min.	24
Conductor cross section AWG/kcmil max	8
2 conductors with same cross section, stranded, TWIN ferrules with plastic sleeve, min.	0.25 mm <sup>2</sup>
2 conductors with same cross section, stranded, TWIN ferrules with plastic sleeve, max.	1.5 mm <sup>2</sup>
Minimum AWG according to UL/CUL	24
Maximum AWG according to UL/CUL	8

### Classifications

#### eCl@ss

eCl@ss 4.0	272607xx
eCl@ss 4.1	27260701

# Printed-circuit board connector - TSPC 5/11-STF-7,62 - 1728293

## Classifications

### eCl@ss

eCl@ss 5.0	27260701
eCl@ss 5.1	27260701
eCl@ss 6.0	27260704
eCl@ss 7.0	27440402
eCl@ss 8.0	27440309

### ETIM

ETIM 3.0	EC001121
ETIM 4.0	EC002638
ETIM 5.0	EC002638

### UNSPSC

UNSPSC 6.01	30211810
UNSPSC 7.0901	39121409
UNSPSC 11	39121409
UNSPSC 12.01	39121409
UNSPSC 13.2	39121409

## Approvals

### Approvals

---

#### Approvals

UL Recognized / cUL Recognized / GOST / GOST / cULus Recognized

---


#### Ex Approvals

---

#### Approvals submitted

---

### Approval details

UL Recognized 		
	B	C
mm <sup>2</sup> /AWG/kcmil	24-8	24-8

# Printed-circuit board connector - TSPC 5/11-STF-7,62 - 1728293

## Approvals

	B	C
Nominal current I <sub>N</sub>	31 A	31 A
Nominal voltage U <sub>N</sub>	600 V	600 V

cUL Recognized

	B	C
mm <sup>2</sup> /AWG/kcmil	24-8	24-8
Nominal current I <sub>N</sub>	31 A	31 A
Nominal voltage U <sub>N</sub>	600 V	600 V

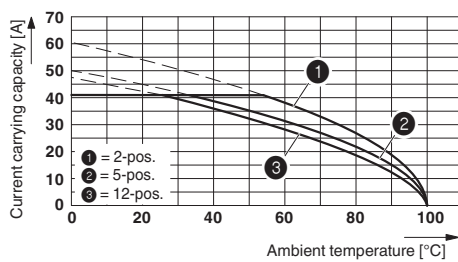
GOST

GOST

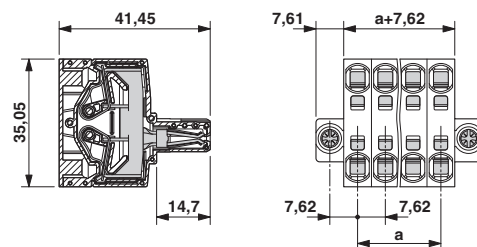
cULus Recognized

## Drawings

Diagram



Dimensioned drawing



Derating curve for: TSPC 5/...-ST-7,62 with PC 5/...-G-7,62