

Click to
ORDER
samples

AMES35-277NZ



The AMES35-277NZ is an enclosed AC/DC converter that offers much greater cost effectiveness due to material normalization and production automation also leading to improved reliability and performance. Offering a wide input voltage range of 85-305VAC and an output voltage range from 5-24V, this series will offer many benefits to your new system design.

This new series offers great operating temperatures, from -30°C to 70°C and also features an isolation of 4000VAC for improved reliability and system safety. Furthermore, a high MTBF of 300,000h, output short circuit protection (OSCP), output over-current protection (OCP) and an output over-voltage protection (OVP) come standard with the series.

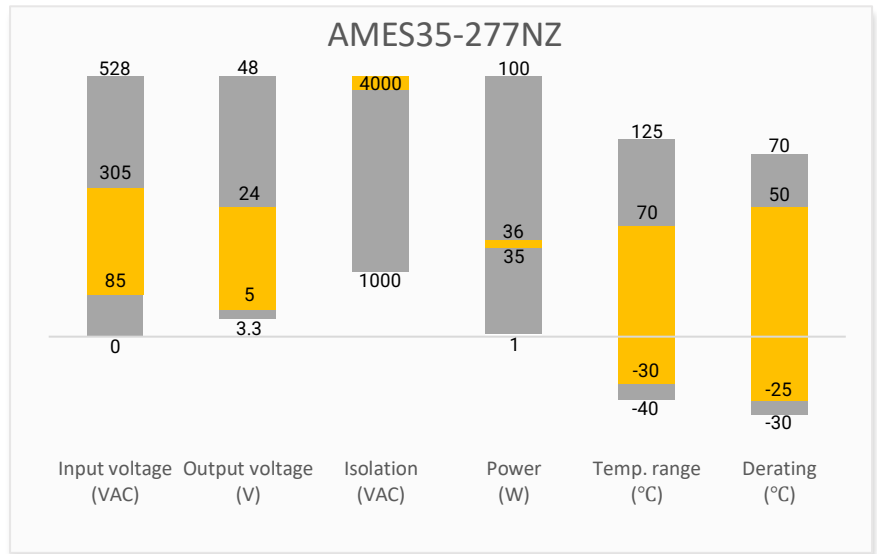
The AMES35-277NZ is suitable for street lighting controls, grid power, instrumentation, industrial controls, communication and civil applications.

Features



- Universal Input: 85 - 305VAC/120 - 430VDC
- Operating Temp: -30 °C to +70 °C
- High isolation voltage: Up to 4000VAC
- Low ripple & noise: Up to 80mV(p-p) typ.
- Output short circuit, over-current, over-voltage protection
- Regulated Output

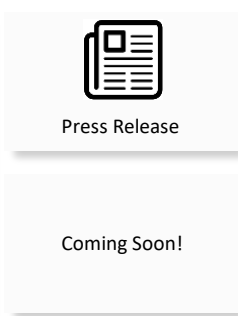
Summary



Training



Product Training Video
(click to open)



Application Notes

Applications



Power Grid



Industrial



Telecom



Instrumentation

Models & Specifications

Single Output								
Model	Input Voltage (VAC/Hz)	Input Voltage (VDC)	Max Output Wattle (W)	Output Voltage (V)	Output Voltage Adjustable Range (V)	Output Current max (A)	Maximum capacitive load (μ F)	Efficiency @230VAC Typ. (%)
AMES35-5S277NZ	85-305/47-63	120-430	35	5	4.5-5.5	7	8000	81
AMES35-12S277NZ	85-305/47-63	120-430	36	12	10.2-13.8	3	1500	85
AMES35-15S277NZ	85-305/47-63	120-430	36	15	13.5-18	2.4	1000	86
AMES35-24S277NZ	85-305/47-63	120-430	36	24	21.6-28.8	1.5	750	87

Note: Use suffix "-P" for terminal with protective cover (ex. AMES35-5S277NZ-P is terminal with protective cover version) and suffix "-Q" for conformal coating (ex. AMES35-5S277NZ-Q is conformal coating version).

Input Specifications				
Parameters	Conditions	Typical	Maximum	Units
Input current	115VAC		0.8	A
	230VAC		0.6	A
Inrush current	cold start, 115VAC	30		A
	cold start, 230VAC	50		A
Leakage current	277VAC		0.75	mA

Output Specifications				
Parameters	Conditions	Typical	Maximum	Units
Voltage accuracy	Full load range, 5V output	± 2		%
	Full load range, Others	± 1		%
Line regulation	Rated load	± 0.5		%
Load regulation	0-100% load, 5V output	± 1		%
	0-100% load, Others	± 0.5		%
Ripple & Noise*	5V output	80		mV p-p
	12V,15V output	120		mV p-p
	24V output	150		mV p-p
Hold up time	115VAC	8		ms
	230VAC	30		ms

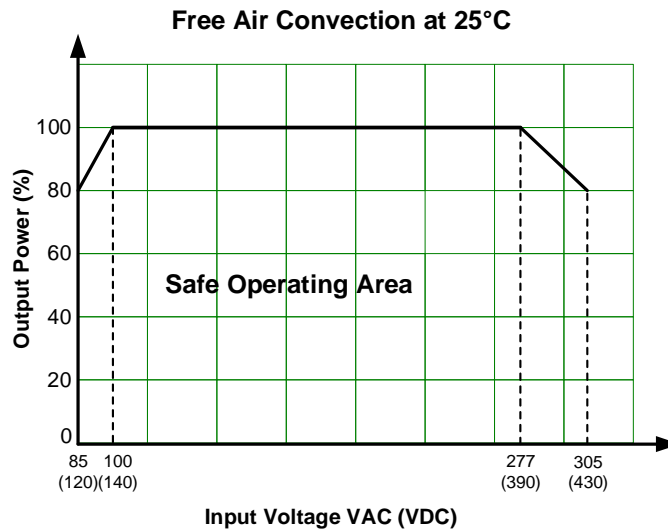
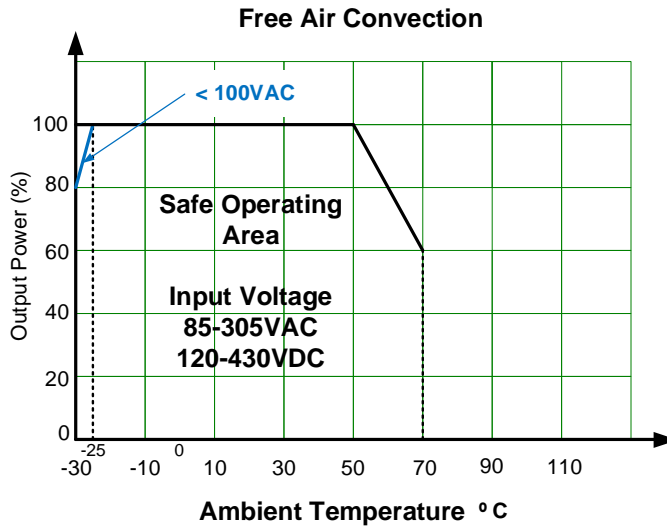
* Ripple and Noise are measured at 20MHz bandwidth. Please refer to the application note for specific details. Measured with 47 μ F electrolytic capacitor and 0.1 μ F ceramic capacitor.

Isolation Specifications				
Parameters	Conditions	Typical	Rated	Units
Tested I/O voltage	60 sec, leakage current < 10mA		4000	VAC
Tested Input to GND voltage	60 sec, leakage current < 10mA		2000	VAC
Tested Output to GND voltage	60 sec, leakage current < 10mA		1250	VAC
Resistance (I/O, I/O to GND)	500VDC		100	M Ω

General Specifications				
Parameters	Conditions	Typical	Maximum	Units
Safety class	Class I			
Switching Frequency		65		KHz
Over Current protection	230VAC, Rated load, Normal or high temperature, Auto recovery	≥ 110	200	% of Iout
	230VAC, Rated load, Low temperature, Auto recovery	≥ 110		% of Iout
Over voltage protection	5V output, Hiccup, Auto recovery		6.3	VDC
	12V output, Hiccup, Auto recovery		16.2	VDC
	15V output, Hiccup, Auto recovery		21.75	VDC
	24V output, Hiccup, Auto recovery		33.6	VDC
Short circuit protection	Hiccup, Continuous, Auto recovery, Recovery time < 5 sec			
Operating temperature	See derating graph	-30 to +70		°C
Storage temperature		-40 to +85		°C
Power consumption			0.3	W
Power derating	-30 °C to -25 °C, 85VAC ~ 100VAC	5		% / °C
	50 °C to 70 °C	2		% / °C
	85VAC ~ 100VAC	1.33		% / VAC
	277VAC ~ 305VAC	0.71		% / VAC
Temperature coefficient		±0.03		% / °C
Cooling	Free air convection			
Humidity	Operating, Non-condensing	> 20	90	% RH
	Storage, Non-condensing		95	% RH
Case material	Metal (1100 Aluminum, SGCC)			
Weight		170		g
Dimensions (L x W x H)	3.90 x 3.23 x 1.18inch (99.0 x 82.0 x 30.0mm)			
MTBF	> 300 000 hrs (MIL-HDBK -217F, t=+25°C)			
NOTE: All specifications in this datasheet are measured at an ambient temperature of 25°C, humidity<75%, nominal input voltage and at rated output load unless otherwise specified.				

Safety Specifications		
Parameters		
Agency approval	EN/UL62368-1	
Standards	Information technology Equipment	Design to meet IEC 62368, EN60335, EN61558, GB4943
	EMC - Conducted and radiated emission	CISPR32 / EN55032, class B
	Harmonic current	IEC 61000-3-2 Class A
	Electrostatic Discharge Immunity	IEC 61000-4-2 Contact ±6KV / Air ±8KV, Criteria A
	RF, Electromagnetic Field Immunity	IEC 61000-4-3 10V/m, Criteria A
	Electrical Fast Transient/Burst Immunity	IEC 61000-4-4 ±2KV, Criteria A
	Surge Immunity	IEC 61000-4-5 L-L ±2KV/L-G ±4KV, Criteria A
	RF, Conducted Disturbance Immunity	IEC 61000-4-6 10Vr.m.s, Criteria A
	Voltage dips, Short Interruptions Immunity	IEC 61000-4-11 0%, 70%, Criteria B

Derating



Dimensions



AMES35-xx277NZ and AMES35-xx277NZ-Q series

