



### Main

|  |                                  |
|--|----------------------------------|
| Range of Product                             | Harmony Electromechanical Relays |
| Series name                                  | Interface relay                  |
| Product or Component Type                    | Plug-in relay                    |
| Device short name                            | RSB                              |
| Contacts type and composition                | 2 C/O                            |
| Contact operation                            | Standard                         |
| [Uc] control circuit voltage                 | 24 V AC 50/60 Hz                 |
| [Ithe] conventional enclosed thermal current | 8 A -40...104 °F (-40...40 °C)   |
| Status LED                                   | Without                          |
| Control Type                                 | Without push-button              |

### Complementary

|  |  |
|--|--|
| Shape of pin                           | Flat (PCB type)  |
| Average coil resistance                | 368 Ohm AC 20 °C +/- 10 %  |
| [Ue] rated operational voltage         | 19.2...36 V AC 50/60 Hz  |
| [Ui] rated insulation voltage          | 400 V EN/IEC 60947   |
| [Uimp] rated impulse withstand voltage | 3.6 kV IEC 61000-4-5   |
| Contacts material                      | Silver alloy (AgNi)  |
| [Ie] rated operational current         | 4 A AC-1/DC-1) NC IEC<br>8 A AC-1/DC-1) NO IEC                               |
| Minimum switching current              | 10 mA  |
| Maximum switching voltage              | 300 V DC IEC   |
| Minimum switching voltage              | 12 V   |
| Maximum switching capacity             | 2000 VA/224 W  |
| Resistive rated load                   | 8 A 250 V AC<br>8 A 28 V DC  |
| Minimum switching capacity             | 120 mW 10 mA, 12 V   |
| Operating rate                         | <= 600 cycles/hour under load<br><= 18000 cycles/hour no-load                |
| Mechanical durability                  | 5000000 cycles   |
| Electrical durability                  | 100000 Cycles, 8 A at 250 V, AC-1 NO<br>100000 cycles, 4 A at 250 V, AC-1 NC |
| Operating time                         | 20 ms operating<br>20 ms reset   |
| Average coil consumption               | 0.75 VA AC   |
| Drop-out voltage threshold             | >= 0.15 U <sub>c</sub> AC  |
| Safety reliability data                | B10d = 100000  |
| Protection category                    | RT I   |
| Test levels                            | Level A  |
| Operating position                     | Any position   |
| Net Weight                             | 0.03 lb(US) (0.014 kg)   |
| Sale per indivisible quantity          | 10   |
| Device presentation                    | Complete product   |

The information provided in this documentation contains general descriptions and/or technical characteristics of the performance of the products contained herein. This documentation is not intended as a substitute for and is not to be used for determining suitability or reliability of these products for specific user applications. It is the duty of any such user or integrator to perform the appropriate and complete risk analysis, evaluation and testing of the products with respect to the relevant specific application or use thereof. Neither Schneider Electric Industries SAS nor any of its affiliates or subsidiaries shall be responsible or liable for misuse of the information contained herein.

## Environment

|                                       |   |
|---------------------------------------|---|
| Dielectric strength                   | 1000 V AC between contacts<br>2500 V AC between poles<br>5000 V AC between coil and contact |
| Standards                             | CSA C22.2 No 14<br>UL 508<br>EN/IEC 61810-1   |
| Product Certifications                | UL<br>CSA<br>EAC  |
| Ambient Air Temperature for Storage   | -40...185 °F (-40...85 °C)  |
| Vibration resistance                  | +/- 1 mm 10...55 Hz)EN/IEC 60068-2-6  |
| IP degree of protection               | IP40 conforming to EN/IEC 60529   |
| Shock resistance                      | 10 gn 11 ms) not operating EN/IEC 60068-2-27<br>5 gn 11 ms) in operation EN/IEC 60068-2-27  |
| Ambient air temperature for operation | -40...158 °F (-40...70 °C) AC)  |

## Ordering and shipping details

|                       |                             |
|-----------------------|-----------------------------|
| Category              | 21127-ZELIO ICE CUBE RELAYS |
| Discount Schedule     | CP2                         |
| GTIN                  | 3389110255836               |
| Nbr. of units in pkg. | 1                           |
| Package weight(Lbs)   | 0.46 oz (13.0 g)            |
| Returnability         | Yes                         |
| Country of origin     | AT                          |

## Packing Units

|                              |                         |
|------------------------------|-------------------------|
| Unit Type of Package 1       | PCE                     |
| Package 1 Height             | 0.67 in (1.7 cm)        |
| Package 1 width              | 0.98 in (2.5 cm)        |
| Package 1 Length             | 12.24 in (31.1 cm)      |
| Unit Type of Package 2       | BB1                     |
| Number of Units in Package 2 | 10                      |
| Package 2 Weight             | 5.61 oz (159.0 g)       |
| Package 2 Height             | 0.67 in (1.7 cm)        |
| Package 2 width              | 0.98 in (2.5 cm)        |
| Package 2 Length             | 12.24 in (31.1 cm)      |
| Unit Type of Package 3       | S01                     |
| Number of Units in Package 3 | 350                     |
| Package 3 Weight             | 12.67 lb(US) (5.749 kg) |
| Package 3 Height             | 5.91 in (15 cm)         |
| Package 3 width              | 5.91 in (15 cm)         |
| Package 3 Length             | 15.75 in (40 cm)        |

## Offer Sustainability

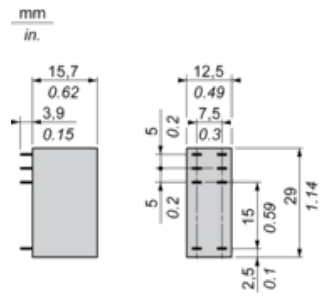
|                           |  |
|---------------------------|--|
| Sustainable offer status  | Green Premium product  |
| California proposition 65 | WARNING: This product can expose you to chemicals including: Nickel compounds, which is known to the State of California to cause cancer, and Di-isodecyl phthalate (DIDP), which is known to the State of California to cause birth defects or other reproductive harm. For more information go to <a href="http://www.P65Warnings.ca.gov">www.P65Warnings.ca.gov</a> |
| REACH Regulation          | <a href="#">REACH Declaration</a>  |
| EU RoHS Directive         | Pro-active compliance (Product out of EU RoHS legal scope) <a href="#">EU RoHS Declaration</a>   |
| Toxic heavy metal free    | Yes  |
| Mercury free              | Yes  |

|                            |  |
|----------------------------|--|
| RoHS exemption information | <a href="#">Yes</a>  |
| China RoHS Regulation      | <a href="#">China RoHS Declaration</a>   |
| Environmental Disclosure   | <a href="#">Product Environmental Profile</a>  |
| WEEE                       | The product must be disposed on European Union markets following specific waste collection and never end up in rubbish bins. |

### Contractual warranty

|          |           |
|----------|-----------|
| Warranty | 18 months |
|----------|-----------|

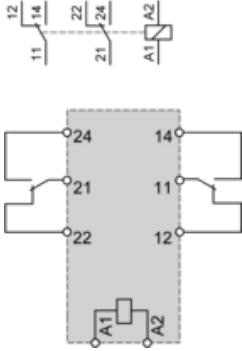
Dimensions



---

Wiring Diagram

---

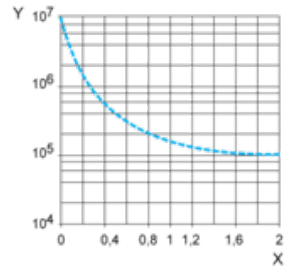


NOTE: For DC input, A1 have to be +, otherwise it would short circuit from protection module

Electrical Durability of Contacts

Durability (inductive load) = durability (resistive load) x reduction coefficient.

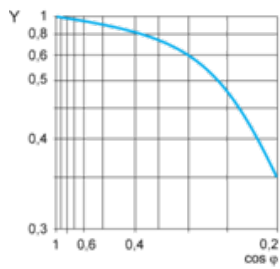
Resistive AC load



X Switching capacity (kVA)

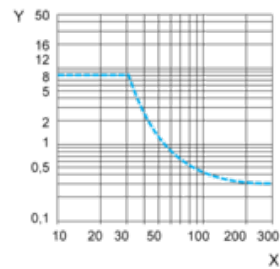
Y Durability (Number of operating cycles)

Reduction coefficient for inductive AC load (depending on power factor  $\cos \phi$ )



Y Reduction coefficient (A)

Maximum switching capacity on resistive DC load



X Voltage DC

Y Current DC

Note : These are typical curves, actual durability depends on load, environment, duty cycle, etc.