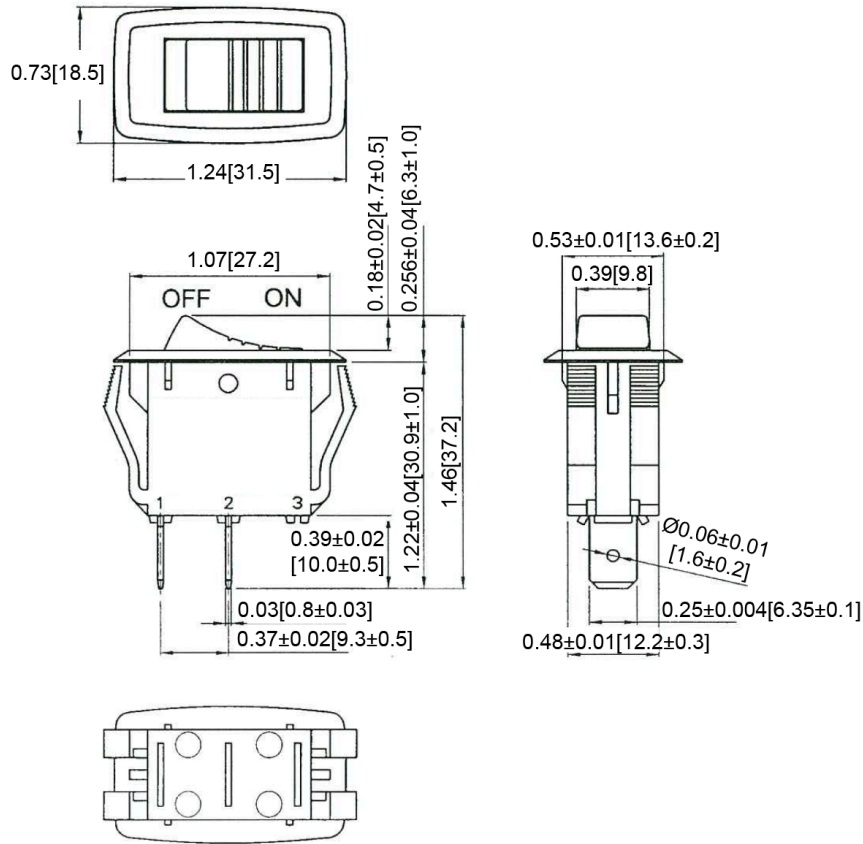
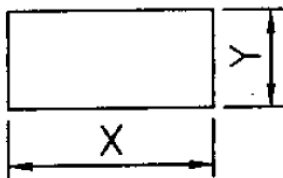


Mechanical Dimensions: Inches [mm]

Tolerances ± 0.012 [0.3] Unless Otherwise Specified



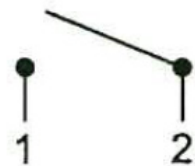
Mounting Hole



Thickness	X	Y
0.1 [0.75~3.0]	1.0 [27.6-0.1]	0.5 [13.8+0.1]
0.1 [3.0~4.0]	1.0 [27.8-0.1]	0.5 [13.8+0.1]
0.1 [4.0~5.0]	1.1 [28.0-0.1]	0.5 [13.8+0.1]

Circuit Diagram

2P SPST OFF-ON



Electrical Specifications

Rating	16A 12V DC, 10A 28V DC			
Contact Resistance	50m ohm Max			
Insulation Resistance	DC 500V 100M ohm Min			
Dielectric Strength	AC 1500V 1minute			
Operation Temperature	-25°C~85°C			

Material Specifications

Frame	Nylon#66, Black.
Actuator	Black, Nylon#66+33%GF
Terminals	Silver plated , Copper alloy

Rev	Date of issue	Revision Notes	Designed	Approved
B	02-26-2020	Initial Drawing	RC	OF