

LC4

High Power Resonant Capacitors



FEATURES

High AC Voltage - High Current

APPLICATIONS

Induction Heating - Tank Circuits

KVAR	400
CAPACITANCE TOLERANCE	+/-10%
MAXIMUM CORE TEMPERATURE	+85°C
SURFACE TEMPERATURE	+45°C (Above 45°C the KVAR rating must be de-rated by 2.25%/°C)
CONSTRUCTION	Self-healing
SELF INDUCTANCE	< 5 nH
DIELECTRIC	Polypropylene
FLAME RETARDANT	UL94V0

Standard Part Listing

Capacitance (µF)	VAC	IC part number	Maximum RMS current (A)	MAX power kvar	Frequency range (kHz)	ESR (mΩ) 100kHz, +25°C	Dimensions (mm)			Terminal Style
							B	H	L	
0.33	1000	334LC4102K5LM8	600	400	194-433	1.0	34	78	78	5LM8
0.66	1000	664LC4102K5LM8	600	400	95-216	0.8	34	78	78	5LM8
1.20	900	125LC4900K5LM8	850	400	66-239	0.3	34	78	78	5LM8
1.32	900	135LC4900K5LM8	850	400	58-215	0.3	34	78	78	5LM8
2.60	700	265LC4700K5LM8	950	400	51-138	0.2	34	78	78	5LM8
5.00	500	505LC4500K5LM8	1000	400	50-80	0.1	34	78	78	5LM8

Americas / EU
 Phone: 1-508-996-8561
 Email: cdena@cde.com




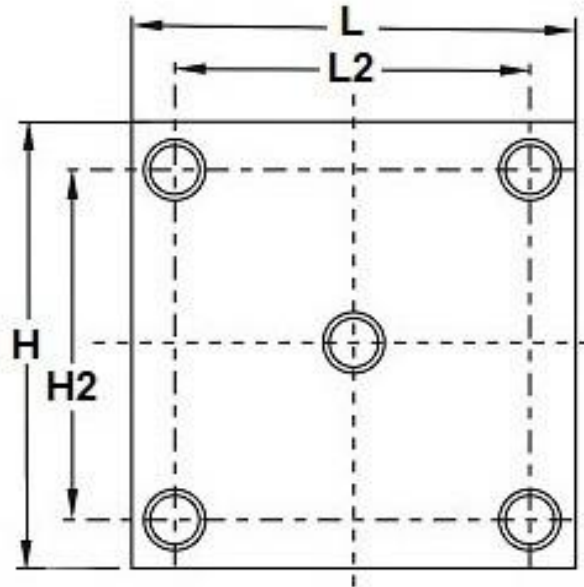
Asia
 Phone: 852-2793-0931
 Email: cdeasia@cde.com

LC4

High Power Resonant Capacitors



LEAD STYLE: 5LM8



L	H	B	H2	L2
78 \pm 1.0	78 \pm 1.0	34 \pm 0.5	62	62
Mounting Holes: M8 Tap				
Tightening torque: 20Nm MAX				

Americas / EU
Phone: 1-508-996-8561
Email: cdena@cde.com



Asia
Phone: 852-2793-0931
Email: cdeasia@cde.com

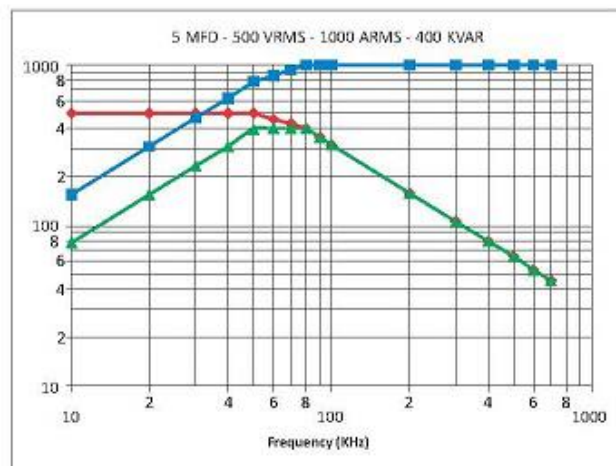
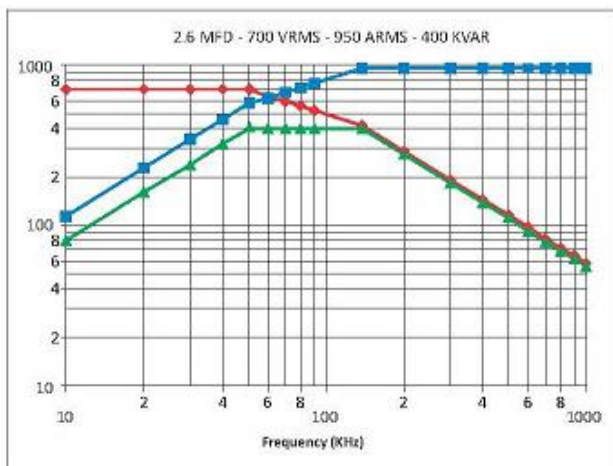
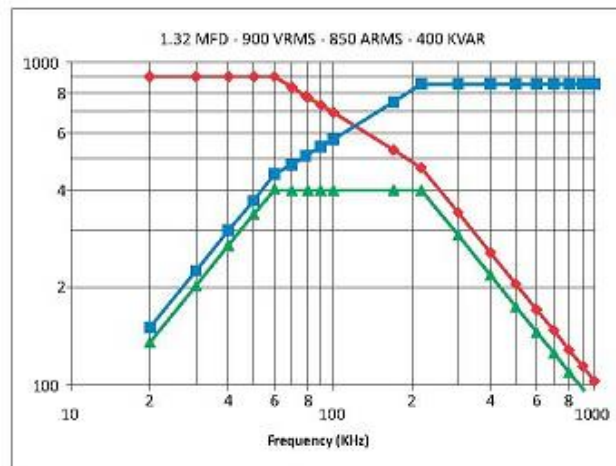
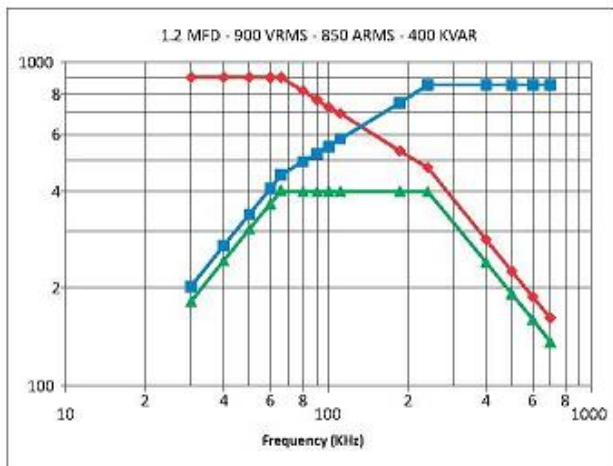
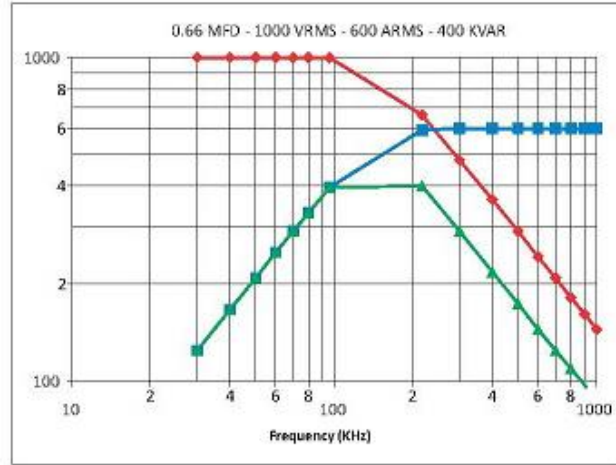
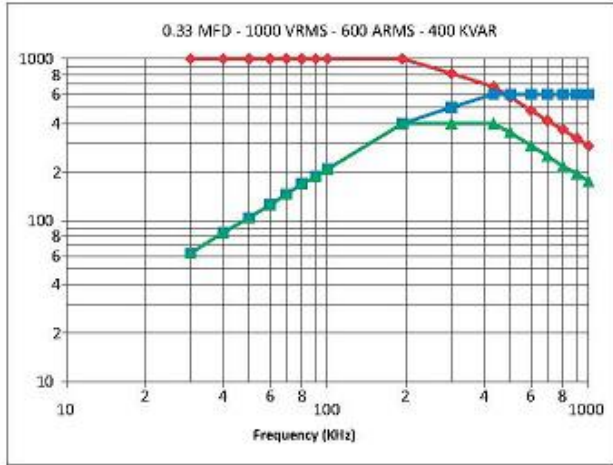
LC4

High Power Resonant Capacitors



Frequency Derating

—●— Voltage —■— Current —▲— Power



Americas / EU
 Phone: 1-508-996-8561
 Email: cdena@cde.com



Asia
 Phone: 852-2793-0931
 Email: cdeasia@cde.com