

## Type 416 Series

### Key Features

- Stable High Resolution Cermet Element
- Space-Saving Device
- 0.2 Watt Rating at 70°C
- Wide Value Range
- Available Taped for Auto Insertion
- Dust and Splash Proof
- Top or Side Adjustment
- Auto Adjust Head Available
- Widely Available via Distribution



This tiny 6mm square cermet trimmer is offered with alternative adjustment covers for screwdriver and automatic setting and can be supplied in bulk or taped in ammo pack. The 416 can be adjusted from the top or side and is an inexpensive solution to high reliability potentiometer requirements. This series is used to replace some of the larger, expensive, sealed types in high volume circuits.

### Characteristics - Electrical

<b>Resistance Range:</b>	100R to 1M
<b>Resistance Values:</b>	1, 2, 5 in each decade
<b>Resistance Tolerance:</b>	± 25%, (±20% by selection)
<b>End Resistance:</b>	1% Nominal or 10 ohms maximum, whichever is greater.
<b>Wiper Current:</b>	50mA
<b>Power Rating:</b>	0.2W at 70°C Derating to zero at 100°C
<b>Limiting Element Voltage:</b>	100V DC or AC RMS maximum
<b>Rotational Noise (CRV):</b>	3% maximum
<b>Temperature Coefficient:</b>	±250ppm/°C

### Characteristics - Mechanical

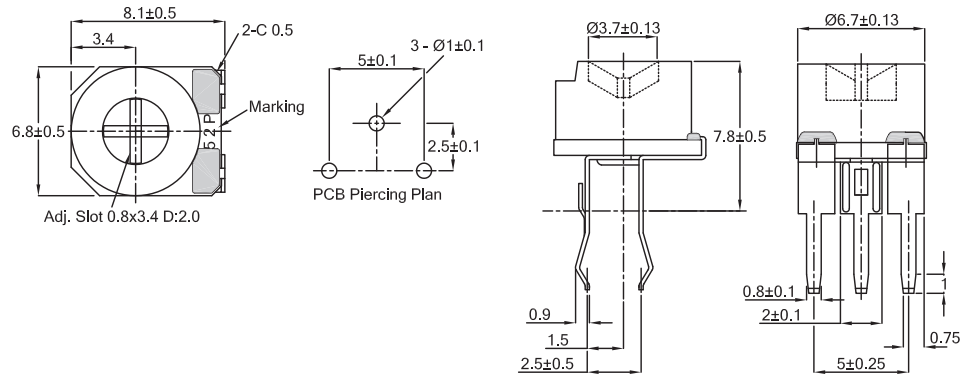
<b>End Stop:</b>	50 mNm minimum
<b>Starting Torque:</b>	30 mNm maximum
<b>Mechanical Adjustment:</b>	240° nominal
<b>Operational Life:</b>	100 turns

### Characteristics - Environmental

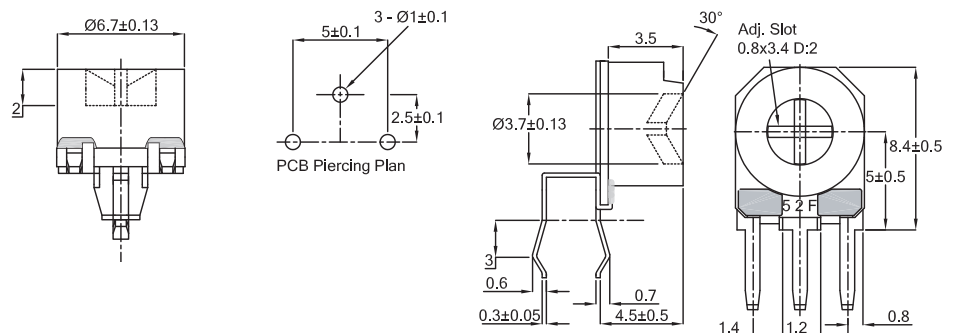
<b>Temperature Range:</b>	- 25°C to + 100°C
<b>Load Life at 70°C:</b>	ΔR < 5% after 1000 hours
<b>Sealing:</b>	Dust Proof
<b>Climatic Category:</b>	25/100/21

## Type 416 Series

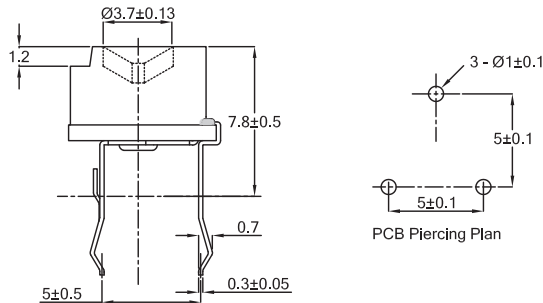
### Dimensions 416P



### 416X



### 416M



### How to Order

416	P	A	104	M
<b>Common Part</b>	<b>Adjustment Style / Configuration</b>	<b>Adjustment Head</b>	<b>Resistance Value</b>	<b>Tolerance</b>
416 - 6mm Low Cost Trimmer	P - Top Adjust 2.5mm x 5.0mm  M - Top Adjust 5.0mm x 5.0mm  X - Side Adjust 2.5mm x 5.0mm	A - Cross Slot  R - Auto Adjust  X - Skeleton	The first two digits are significant figures of resistance value and the third denotes the number of zeros following.  e.g. 100R: 101 1K0: 102 10K: 103 100K: 104	P - 25%  (M - 20% by selection only)

Please state top or side adjustments on all orders

TE Connectivity, TE connectivity (logo) and TE (logo) are trademarks.  
Other logos, product and Company names mentioned herein may be trademarks of their respective owners.

While TE has made every reasonable effort to ensure the accuracy of the information in this datasheet, TE does not guarantee that it is error-free, nor does TE make any other representation, warranty or guarantee that the information is accurate, correct, reliable or current. TE reserves the right to make any adjustments to the information contained herein at any time without notice. TE expressly disclaims all implied warranties regarding the information contained herein, including, but not limited to, any implied warranties of merchantability or fitness for a particular purpose. The dimensions in this datasheet are for reference purposes only and are subject to change without notice. Specifications are subject to change without notice. Consult TE for the latest dimensions and design specifications.