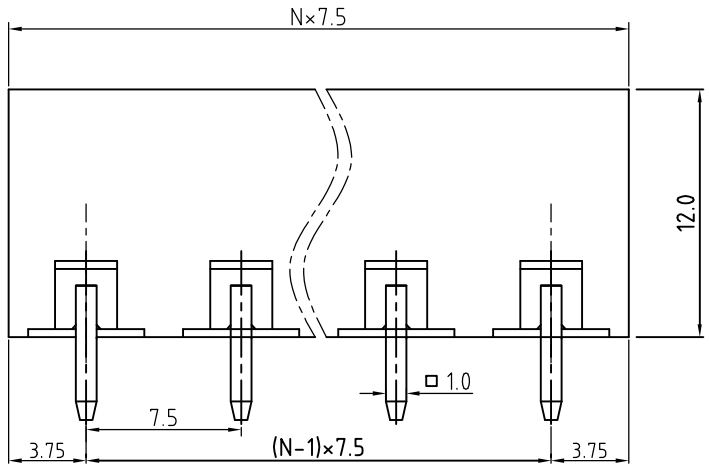
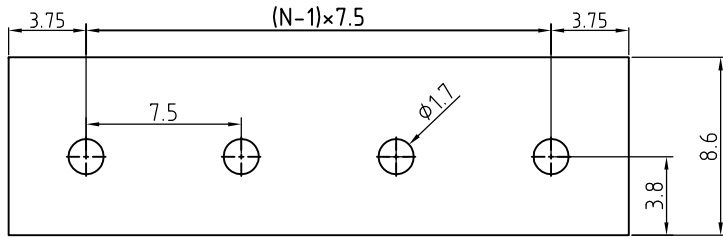
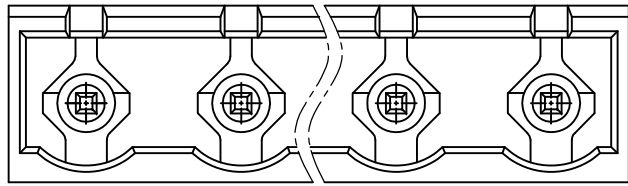


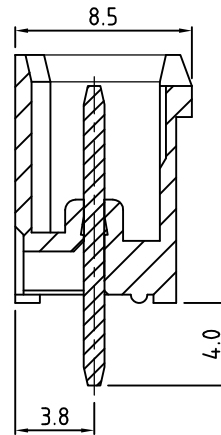
Transfer or duplication of this document as well as the utilisation or communication of its content are not permitted unless express consent is granted. Violations give rise to claims for damages. All rights reserved in case of patent, utility model or design patent registrations.



N=Number of contacts



PCB. LAYOUT



Technical Data:
Electrical
 Pitch: 7.5mm
 Voltage rating: 300V
 Current rating: 16 Amps
 Withstanding Voltage: 2500VAC(1min)
Mechanical:
 Operating temperature: -40°C to +105°C
 Soldering temperature:
 Temperature= 250°C±10°C /5 seconds max
 Safety approval:
 RoHS Compliance

Part No.:

OSTOQXXA150

No. of Poles
 02 2 Poles
 03 3 Poles

 24 24 Poles

COLOR
 0: Black
 2: Red
 3: Orange
 4: Yellow
 5: Green (Standard)
 6: Blue
 8: Grey

Nonstandard colors
 Mins could apply

2	Pin	Copper Alloy	Tin plated	1xN
1	Body	PA66-30%GF UL94V		1
ITEM	NAME OF PART	MATERIAL	NOTES	Q"TY
DWG.	DATE	UNITS:	MM	SHEET: 1 OF 1
CHK.	DATE	SCALE:	NONE 4:1 (:)	REV.: A
APP.	DATE	TITLE:	OSTOQ SERIES 7.5MM	X. ±0.50
			CLOSED VERTICAL	X.XX ±0.30
		PART NO.	OSTOQXXA150	X* ±1°
		DWG NO.	OSTOQXXA150.DWG	

REV	△	DESCRIPTION	CHK.	DATE



ON-SHORE TECHNOLOGY, INC.