

客户 (Customer): \_\_\_\_\_

发行编号: J.SPC.50.29-006

发行日期: 2011.10.14

发行区分:  新规  改定

# 规格承认书

SPECIFICATION FOR APPROVAL

产品名称: 4X4 Non Stem Flat Cover

贵司型号: \_\_\_\_\_

敝司型号: TVCM15-010C-R

接受印	兹证明此份材料已经收到。		
ACKNOWLEDGEMENT	WE ACKNOWLEDGE RECEIVING THIS DOCUMENT.		
	MONTH / DAY / YEAR		
	DATE:        /        /		
G. MGR	LEADER	CHECKED	SIGNED

浙江键富电子有限公司  
ZHEJIANG JIANFU ELECTRONICS CO., LTD

地址:浙江省乐清市天成工业区宁康东路 2892 号  
TEL: 0577-61302509    61302221  
FAX: 0577-61300308    61301196

发行部门: 技术部			
TEL: 0577-61302509转8008			
FAX: 0577-61300308			
拟制	核对	审核	批准
			

# JIANFU

规格承认书				规格书编号 J.SPC.50.29-006									
品名	4X4 Non Stem Flat Cover	型号	TVCM15-010C-R	1/10									
<p><b>1.General specification 基本说明</b></p> <p>1.1 Scope 范围 This specification covers the requirements for single key switches which have no key top(TACT SWITCHES:MECHANICAL CONTACT).此规范含盖单推柄和无推柄的轻触开关要求</p> <p>1.2 Operating Temperature Range 使用温度范围 -40 to+85℃(normal humidity, normal press.) 正常湿度, 标准压力</p> <p>1.3 Storage Temperature Range 保存温度范围 -40 to+85℃(normal humidity, normal press.)</p> <p>1.4 Test Conditions 测试条件 Tests and measurements shall be made in the following standard conditions unless otherwise specified: 测试和计量按下列标准条件除非特殊说明 Normal temperature (temperature 5 to 35℃) 标准温度 Normal humidity (relative humidity 45 to85%) 正常湿气 Normal pressure (pressure 860 to 1060 mbars) 标准压力 In case any question arises from the judgment made, tests shall be conducted in the following conditions:</p> <table border="0"> <tr> <td>Temperature</td> <td>(20±2℃)</td> <td>温度</td> </tr> <tr> <td>Relative humidity</td> <td>(65±5%)</td> <td>相对湿度</td> </tr> <tr> <td>Pressure</td> <td>(860 to 1060 mbars)</td> <td>压力</td> </tr> </table>					Temperature	(20±2℃)	温度	Relative humidity	(65±5%)	相对湿度	Pressure	(860 to 1060 mbars)	压力
Temperature	(20±2℃)	温度											
Relative humidity	(65±5%)	相对湿度											
Pressure	(860 to 1060 mbars)	压力											
<p><b>2.TYPE OF ACTUATION 动作类型</b></p> <p style="text-align: center;"><u>Tactile feedback</u> 轻触返回</p>													
<p><b>3.CONTACT ARRANGEMENT</b> <u>1</u> poles <u>1</u> throws 接触形式 1 接点 1 回路</p> <p style="text-align: center;">(Details of contact arrangement are given in the assembly drawings.) 细接点形式在装配图中</p>													
<p><b>4.MAXIMUM RATINGS</b> DC <u>12</u> V <u>50</u> mA 最大额定值</p> <p style="text-align: center;">DC <u>1</u> V <u>10</u> μA 最小额定值</p>													

# 规格承认书

规格书编号  
J.SPC.50.29-006

品名

4X4 Non Stem Flat Cover

型号

TVCM15-010C-R

2/10

## 5. 外形、结构:

### 5.1 外形图:

REV (版本)	MARK (标记)	DESCRIPTION (描述)	DATE (日期)	APPROVED (批准)

P.C.B. LAND DIMENSION

CIRCUIT DIAGRAM

**SPECIFICATION**

- Rating: DC 12V 50mA Max
- Contact resistance: 100mΩ MAX
- Insulation resistance: 100MΩ Min
- Dielectric strength: 250VAC/min
- Operating force: 250gf±50gf
- Operating life: 100,000 cycles

REFERENCE DRAWING

NO (序号)	PART NAME (零件名)	QTY (数量)	MATERIAL (材料)	REMARK (备注)
5	COVER (盖板)	1	SUS	
4	TAPE (胶生胶)	1	PI	
3	CONTACT FORM (弹片)	1	SUS	Ag plating
2	HOUSING (基座)	1	PA	BLACK
1	TERMINAL (端子)	1	H65	Ag plating
DRAWN (制图)		DATE (日期)	SCALE: 15:1	ITEM (产品类别)
CHKD (审核)		DATE (日期)	VIEW: 视图	PART NO (型号)
APVD (批准)		DATE (日期)	UNIT: mm	DWG. NO (图号)
				J1.5029.00-006

**浙江键富电子有限公司**  
ZHEJIANG JIANFU ELECTRONICS CO., LTD

# 规格承认书

规格书编号  
J.SPC.50.29-006

品名

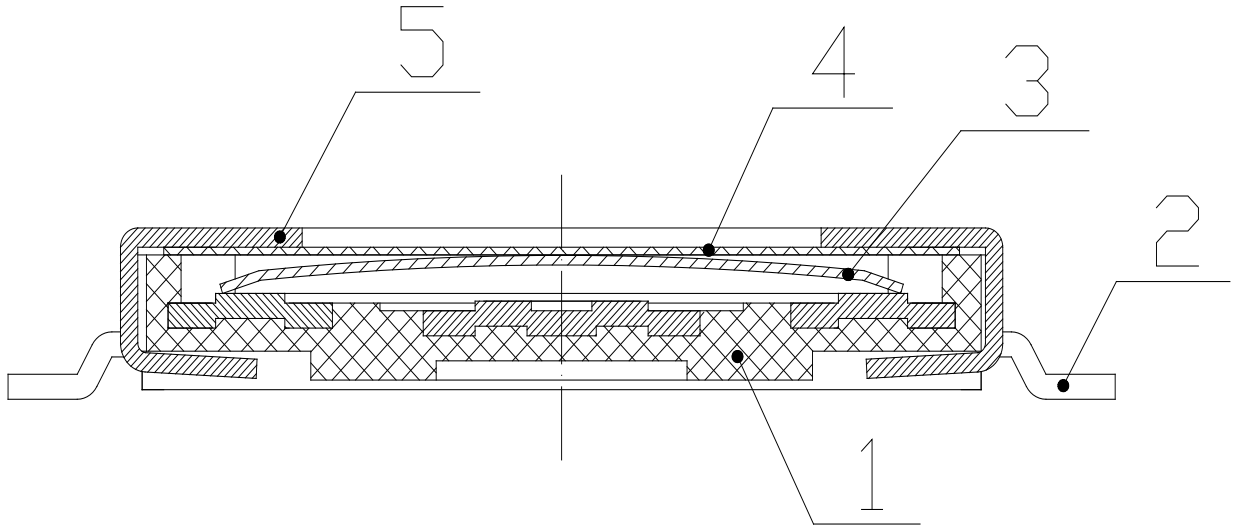
4X4 Non Stem Flat Cover

型号

TVCM15-010C-R

3/10

5.2 构造:



序号	零部件名称	数量	材料名称	表面处理	备注
1	BASE	1	PA		
2	TERMINAL	1	BRASS	Ag Plating	
3	CONTACT	1	SUS	Ag Plating	
4	TAPE	1	PI		
5	COVER	1	SUS		

# 规格承认书

规格书编号  
J.SPC.50.29-006

品名

4X4 Non Stem Flat Cover

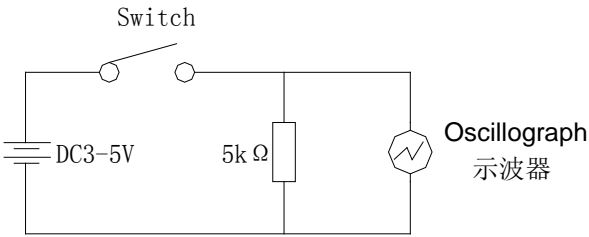

型号

TVCM15-010C-R

4/10

## 6. General specification 性能

### 6.1 电气的性能

Item 项目	Test Condition 测试条件	Requirements 要求
6.1.1 Contact Resistance 接触电阻	Applying static load twice the actuating force to the center of the stem, measurements shall be made with a 1 kHz small-current contact resistance meter. 用两倍的动作用力作静负载施加于按钮的中心,并用1千赫小电流接触电阻仪测量	100mΩ 以下
6.1.2 Insulation Resistance 绝缘电阻	Measurements shall be made following application of DC100V potential between terminals and between individual terminals and frame for one minute.在端子与端子之间,端子与外壳之间施加DC100V,一分钟	100MΩ 以上
6.1.3 Dielectric withstanding voltage 电气耐压	AC 250 V (50Hz or60Hz) shall be applied between terminals and between individual terminals and frame for one minute. 在端子与端子之间,端子与外壳之间加AC250V(50□Z-60HZ)	There shall be no breakdown. 无击穿、闪烁现象
6.1.4 Bounce 抖动	Lightly striking the center of the stem at a rate encountered in normal use (3 to 4 operations per sec), Bounce shall be tested when “ON” and “OFF”. 在正常使用中(以每秒 3-4 次周期)轻轻地在手柄中心加力,在通与断瞬间测试抖动  <div style="text-align: center;">  </div> <div style="text-align: center;">  </div> <p style="text-align: center;">t 为触点抖动时间</p>	5mS 以下

# 规格承认书

规格书编号  
J.SPC.50.29-006

品名

4X4 Non Stem Flat Cover

型号

TVCM15-010C-R

5/10

## 6.2 机械的性能

Item 项目		Test Condition 测试条件	Requirements 要求
6.2.1	Actuating Force 动作力	Place the switch such that the direction of switch operation is vertical and then gradually increase the load applied to the center of the stem, the maximum load required for the stem to come to a stop shall be measured. 开关的动作方向为垂直放置开关向推柄中心逐渐地增加负荷直到推柄停止时所测量的最大负荷	<u>250 ± 50</u> gf
6.2.2	Travel 行程	Place the switch such that the direction of switch operation is vertical and then apply a static load twice the actuating force to the center of the stem, the travel distance for the stem to come to a stop shall be measured. 开关的动作方向为垂直放置开关,并以双倍动作力的静负荷作用推柄中心,测量推柄从开始到停止的行程距离	<u>0.25 ± 0.10</u> mm
6.2.3	Return Force 返回力	The sample switch is installed such that the direction of switch operation is vertical and, upon depression of the stem in its center the whole travel distance, the force of the stem to return to its free position shall be measured. 开关的动作方向为垂直放置开关,在已有行程的推柄中心向上减小压力,推柄回到自由位置时所测量到的力	<u>30</u> gf min
6.2.4	Static Strength 静止强度	Placing the switch such that the direction of switch operation is vertical, a static load of <u>3</u> kgf shall be applied in the direction of stem operation for a period of <u>60</u> seconds. 开关的动作方向为垂直放置开关,在推柄动作方向施加 3KG 的静负荷,60 秒时间	There shall be no sign of damage mechanically and electrically. 无机械的和电气的损伤迹象

# 规格承认书

规格书编号  
J.SPC.50.29-006

品名	4X4 Non Stem Flat Cover	型号	TVCM15-010C-R	6/10
----	-------------------------	----	---------------	------

## 6.3 使用耐久性能

Item 项目	Test Condition 测试条件	Requirements 要求
6.3.1 Operating Life 动作寿命	Measurements shall be made following the test set forth below:按下列条件进行寿命试验 (1)DC 5V 5mA resistive load. DC 5V 5mA 阻性负载 (2)Rate of operation:2 to 3 operations per second 动作频率:2-3 次/每秒 (3)Depression: <u>375</u> gf 减压力 (4)Cycles of operation: $10 \times 10^4$ cycles 动作次数: $10 \times 10^4$ 次	Contact resistance: <u>200</u> mΩ Max. 接触电阻 Insulation resistance : <u>50</u> MΩ Min. 绝缘电阻 Actuating force: 动作力 + <u>30</u> % or <u>30</u> % of initial force. ±30%初始动作力 Item 6.1.3 Item 6.2.2
6.3.2 Moisture Resistance 耐潮湿	Following the test set forth below the sample shall be left in normal temperature and humidity conditions for one hour before measurements are made: 样品按下列条件进行耐潮湿试验,试验后在正常温度和湿度条件下放置 1 小时后测定 (1) Temperature: $60 \pm 2^\circ\text{C}$ 温度 (2) Relative humidity: 90 to 95% 相对湿度 (3) Time: 96 hours 时间 Water drops shall be removed. 擦除水珠	Contact resistance: <u>200</u> mΩ Max. 接触电阻 Insulation resistance : <u>50</u> MΩ Min. 绝缘电阻 Item 6.1.3、6.1.4 Item 6.2.1~6.2.3
6.3.3 Low Temperature Resistance 耐低温	Following the test set forth below the sample shall be left in normal temperature and humidity conditions for one hour before measurements are made: 样品按下列条件进行耐低温试验,试验后在正常温度和湿度条件下放置 1 小时后测定 (1) Temperature: $-40 \pm 2^\circ\text{C}$ 温度 (2) Time: 96 hours 时间 Water drops shall be removed. 擦除水珠	Contact resistance: <u>200</u> mΩ Max. 接触电阻 Insulation resistance : <u>50</u> MΩ Min. 绝缘电阻 Item 6.1.3、6.1.4 Item 6.2.1~6.2.3
6.3.4 Heat Resistance 耐热	Following the test set forth below the sample shall be left in normal temperature and humidity conditions for one hour before measurements are made: 样品按下列条件进行耐热试验,试验后在正常温度和湿度条件下放置 1 小时后测定 (1)Temperature: $85 \pm 2^\circ\text{C}$ 温度 (2) Time: 96 hours 时间	Contact resistance: <u>200</u> mΩ Max. 接触电阻 Insulation resistance : <u>50</u> MΩ Min. 绝缘电阻 Item 6.1.3、6.1.4 Item 6.2.1~6.2.3

# 规格承认书

规格书编号  
J.SPC.50.29-006

品名	4X4 Non Stem Flat Cover	型号	TVCM15-010C-R	7/10
----	-------------------------	----	---------------	------

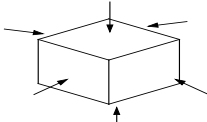
Item 项目	Test Condition 测试条件	Requirements 要求
6.3.5 Change of Temperature 温度循环	<p>Following ten cycles of high temperature test .The Sample shall be Placed in Normal temperature and humidity Conditions for one hour before measurements are made. During this test, water drops shall be removed.</p> <p>样品按下列条件进行高低温循环试验,试验后在正常温度和湿度条件下放置 1 小时后测定</p> <div style="display: flex; align-items: center;"> <div style="margin-right: 20px;"> <p>温度(°C) ↑</p> <p style="text-align: center;">时间(hour)</p> </div> <div> <p>A: +85±2°C B: -40±2°C C: 2 小时 D: 1 小时 E: 2 小时 F: 1 小时</p> </div> </div> <p style="text-align: center;">Cycling: Five cycles 周期: 5 次</p>	<p>Contact resistance: <u>200</u> mΩ Max. 接触电阻</p> <p>Insulation resistance : <u>50</u> MΩ Min. 绝缘电阻</p> <p>Item 6.1.3、6.1.4 Item 6. 2.1~6.2.3</p>
6.3.6 Salt Spray Test 盐雾试验	<p>The salt spray test shall be conducted at the following conditions : 样品按下列条件进行盐雾试验</p> <p>(1)Density(浓度): 溶液(5±1)% Nacl (质量百分比)</p> <p>(2)Temperature: 35±2°C 温度</p> <p>(3) Time: 24 hours 时间</p>	<p>金属件无发黄、生锈</p>
6.3.7 Vibration Resistance 耐振动	<p>Measurements shall be made following the test set forth below: 按下列条件进行抗振动试验</p> <p>(1)Range of oscillation:10 to 55Hz 频率范围</p> <p>(2)Amplitude,pk-to-pk:1.5 mm 振幅: 峰-峰 1.5mm</p> <p>(3)Cycle of sweep: 10-55-10Hz in one minute, approx.扫描周期: 10-55-10Hz 约一分钟内</p> <p>(4)Mode of sweep: Logarithmically sweep or uniform sweep. 扫描方式:对数扫描式恒定扫描</p> <p>(4) Direction of oscillation: 振动方向 Three mutually perpendicular directions, including the direction of stem travel. 3 个相互垂直方向,包括推柄行程方向</p> <p>(5) 2 hours each ,for a total of 6hours.每方向 2 小时,共 6 小时</p>	<p>Item 6.1 Item 6. 2.1、6.2.2</p>



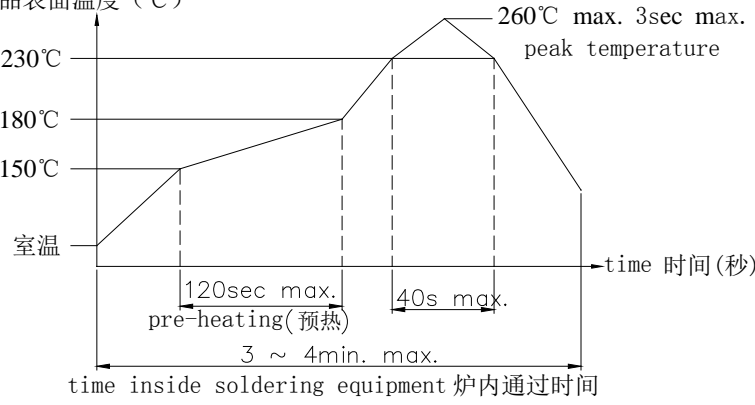
# 规格承认书

规格书编号  
J.SPC.50.29-006

品名	4X4 Non Stem Flat Cover	型号	TVCM15-010C-R	8/10
----	-------------------------	----	---------------	------

Item 项目	Test Condition 测试条件	Requirements 要求
6.3.8  Impact Shock Resistance 抗冲击	Measurements shall be made following the test set forth below: 按下列条件进行冲击试验 (1)Acceleration:80g 加速度 (2)Cycles of test :3 cycles each in 6directions, for a total of 18cycles 试验次数:每个方向3次,6个方向共18次 <div style="text-align: center;">  </div>	Item 6.1 Item 6. 2.1、6.2.2

## 7. 焊接条件:

Item 项目	Recommended conditions 推荐条件
7.1  Hand soldering 手工焊接	Please practice according to bellow conditions: (1)Soldering temperature : $\leq 350^{\circ}\text{C}$ (2)Continuous soldering time: $\leq 3\text{ S}$ (3)Capacity of soldering iron: $\leq 60\text{ W}$ 请按以下条件进行焊接: (1) 焊锡温度: $\leq 350^{\circ}\text{C}$ (2) 连续焊接时间: $\leq 3\text{ S}$ (3) 电烙铁的功率: $\leq 60\text{ W}$
7.2  Automatic flow soldering 自动焊接	For the product of SMD ,type solder according to the following conditions 对于 SMD 产品, 请按以下条件进行焊接 surface of product temperature 部品表面温度 ( $^{\circ}\text{C}$ ) <div style="text-align: center;">  </div> Caution: the condition mentioned above is a temperature on the PWB surface on which parts are mounted. There are cases where PWB temperature greatly differs from switch's surface temperature depending on PWB material, size, thickness, etc. The switch's surface temperature shall not allowed to exceed $260^{\circ}\text{C}$ 注意: 以上提及的条件是零部件上 PWB 表面的温度, 由于 PWB 的材料、尺寸、厚度等不同, PWB 从开关表面获得的温度也会有很大产不同, 因此, 千万小心不要让开关表面温度超过 $260^{\circ}\text{C}$

<b>规格承认书</b>				规格书编号 J.SPC.50.29-006
品名	4X4 Non Stem Flat Cover	型号	TVCM15-010C-R	9/10

**8. Other precautions 其他注意事项:**

- (1) Following the soldering process, do not try to clean the switch with a solvent or the like.  
进行焊接过程中，不可以用溶剂或类似品清洗开关
- (2) Safeguard the switch assembly against flux penetration from its topside.  
防止助焊剂从开关的顶端渗入
- (3) Please have the products keep in close status and the storage time is 90 days guaranty after delivering the goods at most.  
交货后保证开关处于封密状态并库存时间 90 天以下

**9.REEL PACKAGING 盘装**

**1.1 Scope 范围**

This specification covers the requirements of the reel packaging for SMT standard type of tact switches. 该规范包含 SMT 标准型拨动开关的绕带封装的要求

**1.2 Packaging Materials 封装材料**

Item	项目	Description	说明
Package	包装	Cartons	卡通箱
Reel	转轴	Delete Cartons	可降解箱
Carrier Tape	载带	Polypropylene	聚丙烯

**1.3 Packaging Quantity 封装数量**

- 1.3.1 The number of the reels. 转轴数量  
Twenty (20) reels at maximum. Which contain 80K pcs switches  
Shall be packed in a package. 一箱装 20 盘,有 80K 只产品
- 1.3.2 The number of the switches. 产品数量  
4K pcs switches shall be packed in a reel. 一个转轴包 4K 只产品
- 1.3.3 It should be noted that we regard two cartons 对出口包装需注意用两个箱子包装 mentioned above as on package for export.

