

■ PRODUCT CHARACTERISTICS

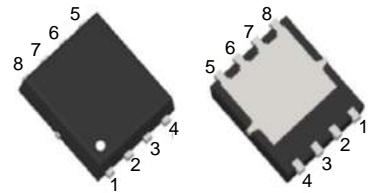
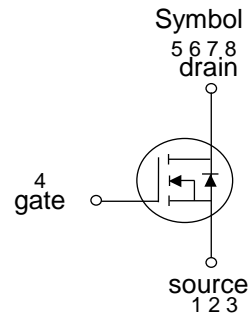
V _{DSS}	30V
R _{DS(on)} Typ(@V _{GS} =4.5V)	19mΩ
R _{DS(on)} Typ(@V _{GS} =10V)	13mΩ
I _D	8A

■ APPLICATIONS

DC/DC converter
Ideal for high-frequency switching
and synchronous rectification

■ FEATURES

Very low on-resistance R_{DS(on)}
Good stability and uniformity with high E_{AS}
Pb-free lead plating



PDFN3X3-8L

■ ORDER INFORMATION

Order codes		Package	Packing
Halogen-free	Halogen		
N/A	MOT3520J	PDFN3X3-8L	5000pieces/Reel

■ ABSOLUTE MAXIMUM RATINGS(T_C=25°C, unless otherwise specified)

Parameter	Symbol	Value	Unit
Drain-source voltage	V _{DSS}	30	V
Gate-source voltage	V _{GSS}	±20	V
Drain current	I _D	8	A
Pulsed drain current	I _{DM}	30	A
Power dissipation	P _D	1.5	W
Junction temperature	T _J	+150	°C
Storage temperature	T _{STG}	-55~ +150	°C

■ ELECTRICAL CHARACTERISTICS (T_C=25°C, unless otherwise specified)

Parameter	Symbol	Condition	Min	Typ	Max	Unit
Off characteristics						
Drain-source breakdown voltage	BV _{DSS}	V _{GS} =0V, I _{DS} =250μA	30	-	-	V
Drain-source leakage current	I _{DSS}	V _{DS} =30V, V _{GS} =0V	-	-	1	μA
Gate-source leakage current	I _{GSS}	V _{GS} = ±20V, V _{DS} =0V	-	-	100	nA
On characteristics						
Gate threshold voltage	V _{GS(th)}	V _{DS} =V _{GS} , I _{DS} =250μA	1	-	2.4	V
On-state characteristics	R _{DS(ON)}	V _{GS} =10V, I _D =8A	-	13	20	mΩ
		V _{GS} =4.5V, I _D =6A	-	19	29	mΩ
Forward transconductance	g _{FS}	V _{DS} =10V, I _D =8A	10	-	-	S
Dynamic characteristics						
Input capacitance	C _{iss}	V _{GS} =0V, V _{DS} =15V f=1MHz	-	564	-	pF
Out capacitance	C _{oss}		-	75	-	pF
Reverse transfer capacitance	C _{rss}		-	66	-	pF
Switching characteristics						
Total gate charge	Q _g	V _{GS} =10V, V _{DS} =15V I _D =8A	-	19.4	-	nC
Gate-source charge	Q _{gs}		-	2.5	-	nC
Gate-drain charge	Q _{gd}		-	5	-	nC
Turn-on delay time	t _{d(on)}	V _{DD} =30V, I _D =1.5A R _G =1Ω, V _{GS} =10V	-	9	-	nS
Turn-on rise time	t _r		-	10	-	nS
Turn-off delay time	t _{d(off)}		-	15	-	nS
Turn-off fall time	t _f		-	5	-	nS
Source-drain diode ratings and characteristics						
Continuous diode forward current	I _{SD}		-	-	8	A
Diode forward current	V _{SD}	V _{GS} =0V, I _{SD} =8A	-	-	1.2	V
Reverse recovery time	t _{rr}	I _F =6A di/dt=100A/us	-	27	-	nS
Reverse recovery charge	Q _{rr}		-	20	-	nC

■ TYPICAL CHARACTERISTICS

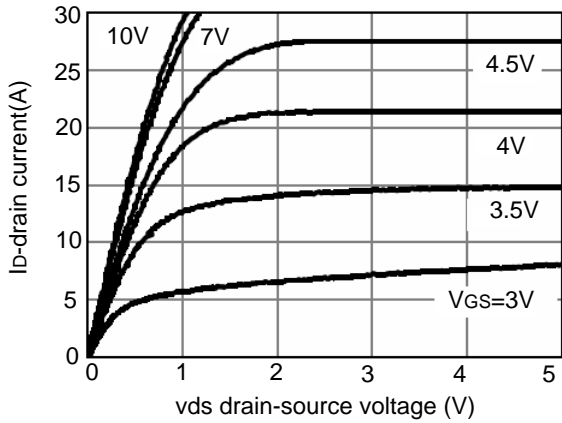


Fig.1 output characteristics

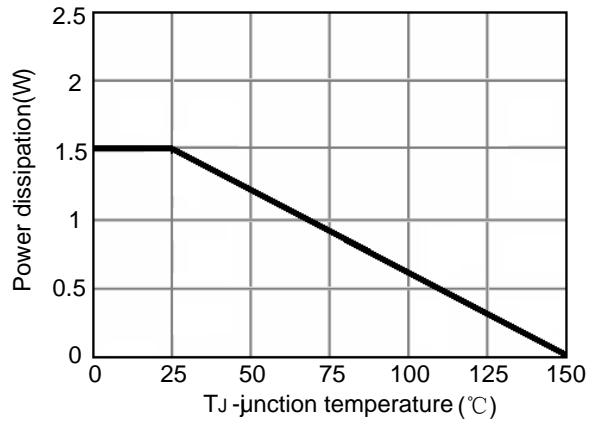


Fig.2 power dissipation

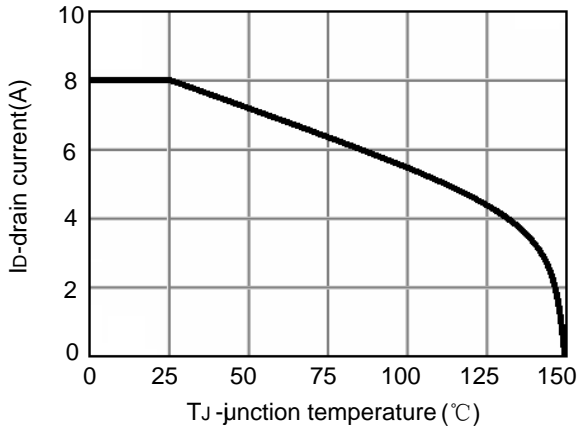


Fig.3 drain current

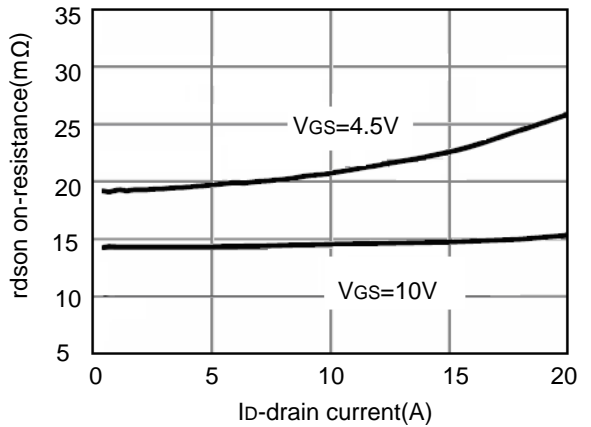


Fig.4 drain-source on-resistance

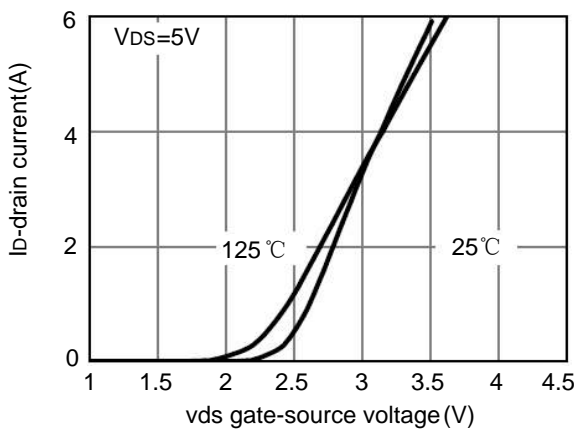


Fig.5 transfer characteristics

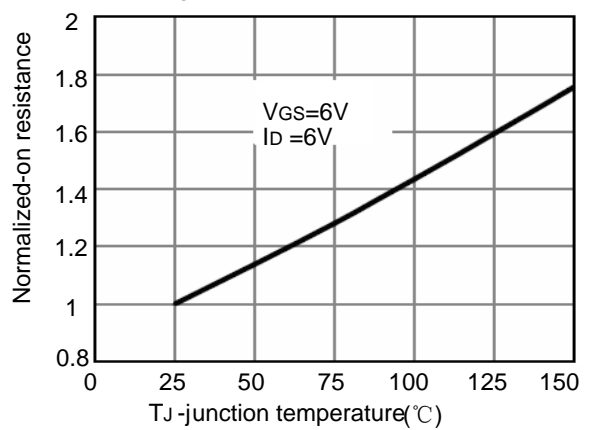


Fig.6 drain-source on-resistance

■ TYPICAL CHARACTERISTICS(Cont.)

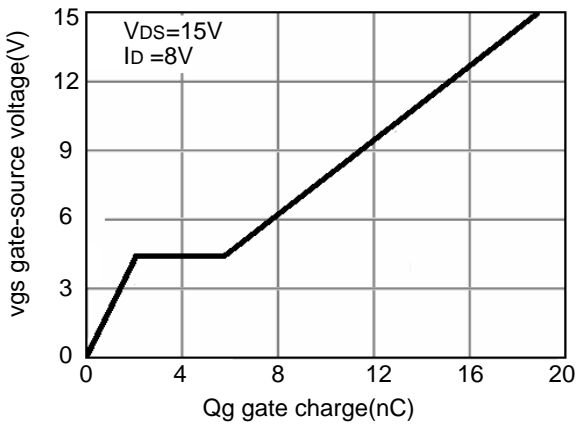


Fig.7 gate charge

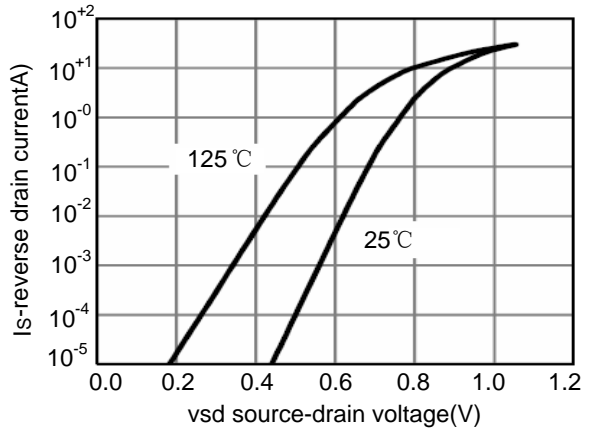


Fig.8 source-drain diode forward

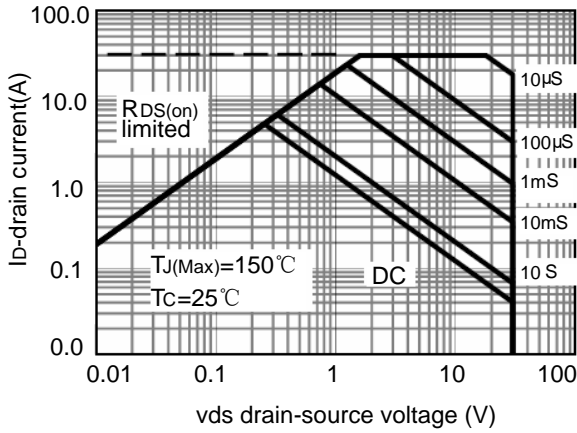


Fig.9 safe operation area

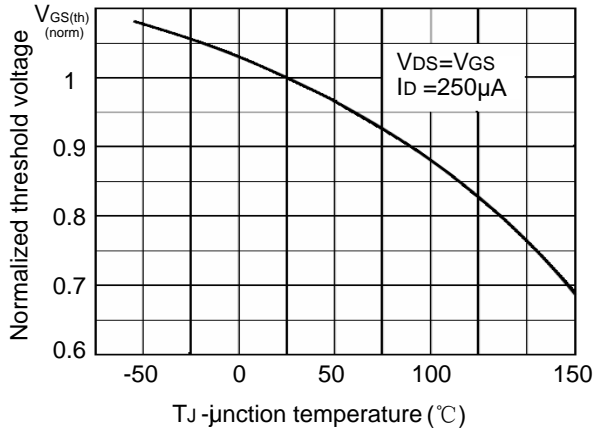
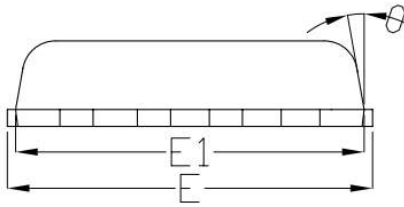
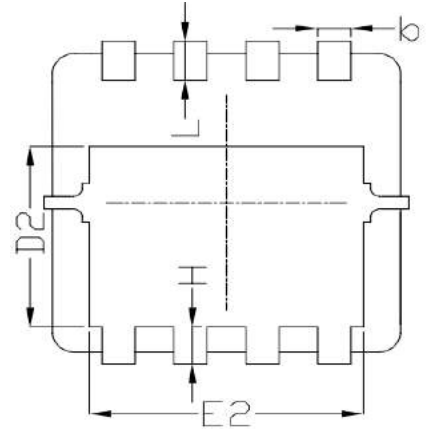
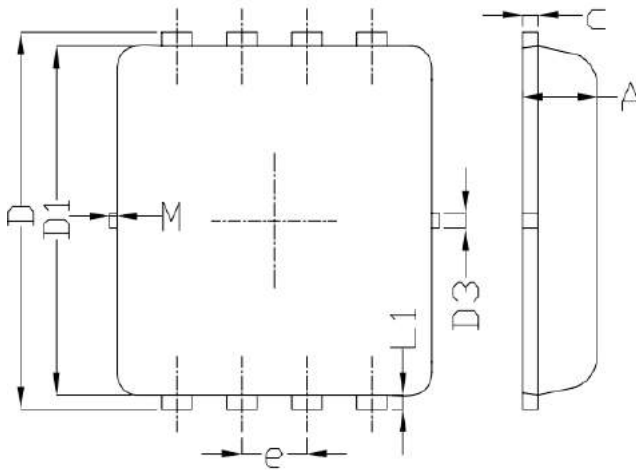
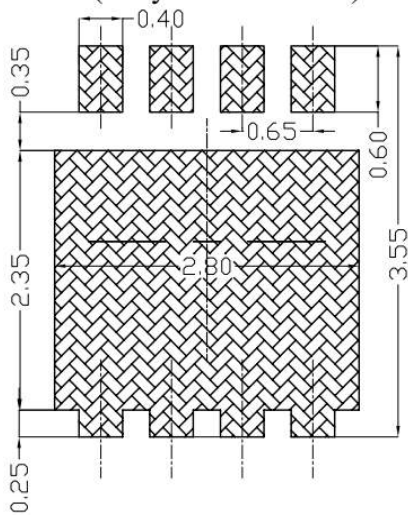


Fig.10 $V_{GS(th)}$ VS junction temperature

■ PDFN3X3-8L PACEAGE MECHANICAL DATA



Land Pattern
(Only for Reference)



SYMBOL	DIMENSIONAL REOMTS		
	MIN	NOM	MAX
A	0.70	0.75	0.80
b	0.25	0.30	0.35
c	0.10	0.15	0.25
D	3.25	3.35	3.45
D1	3.00	3.10	3.20
D2	1.78	1.88	1.98
D3	---	0.13	---
E	3.20	3.30	3.40
E1	3.00	3.15	3.20
E2	2.39	2.49	2.59
e	0.65BSC		
H	0.30	0.39	0.50
L	0.30	0.40	0.50
L1	---	0.13	---
θ	---	10°	12°
M	*	*	0.15
* Not specified			