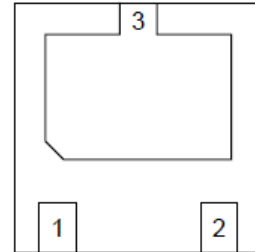


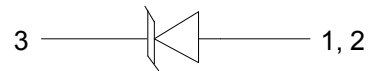
Features

- 6900W peak pulse power (8/20 μ s)
- Low leakage: nA level
- Low operating voltage: 24V
- Ultra low clamping voltage
- One power line protects
- Complies with following standards:
 - IEC 61000-4-2 (ESD) immunity test
Air discharge: ± 30 kV
Contact discharge: ± 30 kV
 - IEC61000-4-4 (EFT) 80A (5/50ns)
 - IEC61000-4-5 (Lightning) 140A (8/20 μ s)
- RoHS Compliant

Dimensions DFN2020-3



Pin Configuration



Applications

- Cell phone handsets and accessories
- Personal digital assistants (PDA's)
- Notebooks, desktops, and servers
- Portable instrumentation
- Cordless phones
- Digital cameras
- Peripherals
- MP3 players

Mechanical Characteristics

- Package: DFN2020-3
- Case Material: "Green" Molding Compound
- UL Flammability Classification Rating 94V-0
- Quantity Per Reel: 3,000pcs
- Device Marking: P24/004

Absolute Maximum Ratings (Tamb=25°C unless otherwise specified)

Parameter	Symbol	Value	Unit
Peak Pulse Power (8/20 μ s)	Ppp	6900	W
ESD per IEC 61000-4-2 (Air)	V _{ESD}	± 30	Kv
ESD per IEC 61000-4-2 (Contact)		± 30	
Operating Temperature Range	T _J	-55 to +125	°C
Storage Temperature Range	T _{STJ}	-55 to +150	°C

Electrical Characteristics($T_A=25^{\circ}\text{C}$ unless otherwise specified)

Parameter	Symbol	Test Condition	Min	Typ	Max	Unit
Reverse Working Voltage	V_{RWM}				24	V
Breakdown Voltage	V_{BR}	$I_T = 1\text{mA}$	25			V
Reverse Leakage Current	I_R	$V_{RWM} = 24\text{V}$			1.0	μA
Clamping Voltage	V_C	$I_{PP} = 140\text{A}$ (8 x 20 μs pulse)			33	V
Junction Capacitance	C_J	$V_R = 0\text{V}$, $f = 1\text{MHz}$		740		pF

Ratings and Characteristic Curves ($T_A=25^{\circ}\text{C}$ unless otherwise noted)

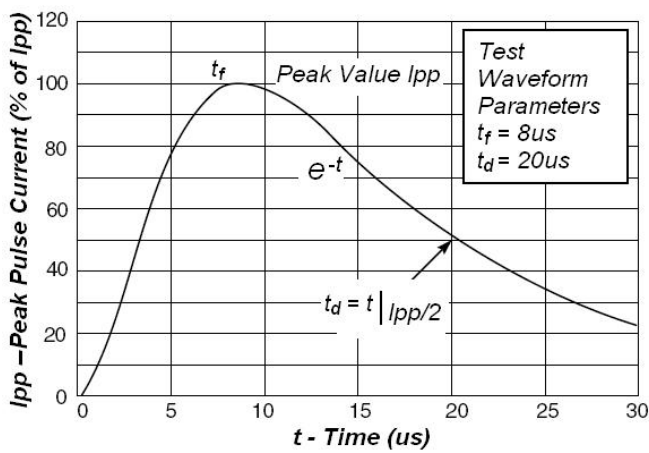


Fig.1 Pulse Waveform

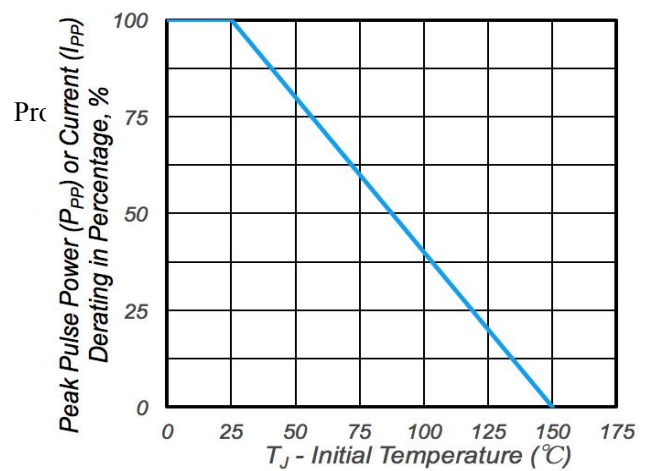
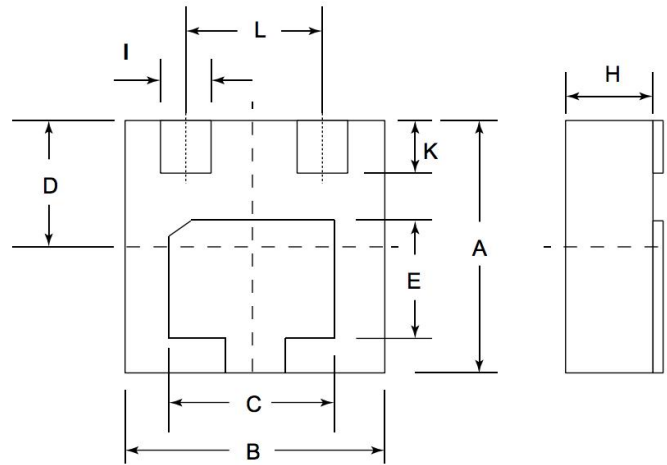


Fig.2 Pulse Derating Curve

DFN2020-3 Package Outline Drawing



Dim	Millimeters	
	Min	Max
A	1.90	2.10
B	1.90	2.10
C	1.40	1.60
D	0.95	1.05
E	0.90	1.10
H	-----	0.65
L	1.3 (TYP)	
I	0.25	0.35
K	0.35	0.45

NOTICE

Leiditech reserves the right to make modifications, enhancements, improvements, corrections or other changes without further notice to any product herein. Leiditech does not assume any liability arising out of the application or use of any product described herein.

Shanghai Leiditech Electronic Co., Ltd

Email: sale1@leiditech.com

Tel : +86- 021 50828806

Fax : +86- 021 50477059