

### Features

- 5700W peak pulse power (8/20μs)
- Low leakage: nA level
- Operating voltage: 15V
- Ultra low clamping voltage
- One power line protects
- Complies with following standards:
  - IEC 61000-4-2 (ESD) immunity test
    - Air discharge: ±30kV
    - Contact discharge: ±30kV
  - IEC61000-4-5 (Lightning) 180A (8/20uS)
- RoHS Compliant

### Applications

- Cell phone handsets and accessories
- Personal digital assistants (PDA's)
- Notebooks, desktops, and servers
- Portable instrumentation
- Cordless phones
- Digital cameras
- Peripherals
- MP3 players

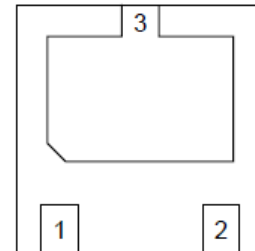
### Mechanical Characteristics

- Package: DFN2020-3
- Case Material: “Green” Molding Compound
- UL Flammability Classification Rating 94V-0
- Quantity Per Reel:3,000pcs
- Device Marking: 15P

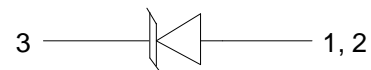
### Absolute Maximum Ratings (Tamb=25°C unless otherwise specified)

Parameter	Symbol	Value	Unit
Peak Pulse Power (8/20μs)	Ppk	5700	W
Peak Pulse Current (8/20μs)	IPP	180	A
ESD per IEC 61000-4-2 (Air)	VESD	±30	kV
ESD per IEC 61000-4-2 (Contact)		±30	
Operating Temperature Range	TJ	-55 to +125	°C
Storage Temperature Range	Tstg	-55 to +150	°C

### Dimensions DFN2020-3



### Pin Configuration



## Electrical Characteristics (TA=25°C unless otherwise specified)

Parameter	Symbol	Test Condition	Min	Typ	Max	Unit
Reverse Working Voltage	$V_{RWM}$				15	V
Breakdown Voltage	$V_{BR}$	$I_T = 1\text{mA}$	15.5			V
Reverse Leakage Current	$I_R$	$V_{RWM} = 15\text{V}$			1.0	$\mu\text{A}$
Clamping Voltage	$V_C$	$I_{PP} = 180\text{A}$ (8 x 20 $\mu\text{s}$ pulse)			32	V
Junction Capacitance	$C_J$	$V_R = 0\text{V}$ , $f = 1\text{MHz}$		1200		pF

## Ratings and Characteristic Curves (TA=25°C unless otherwise noted)

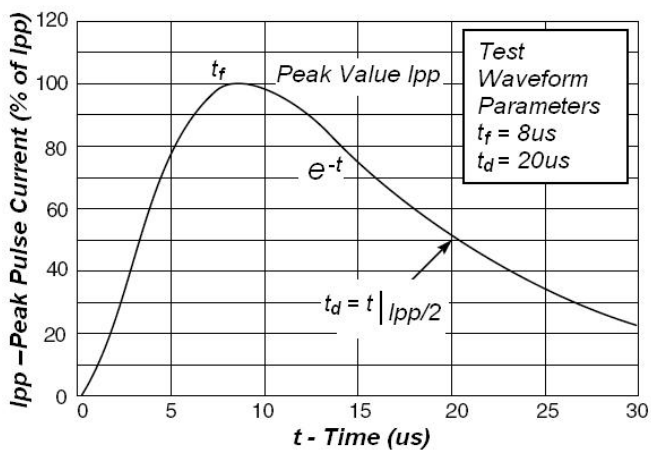


Fig.1 Pulse Waveform

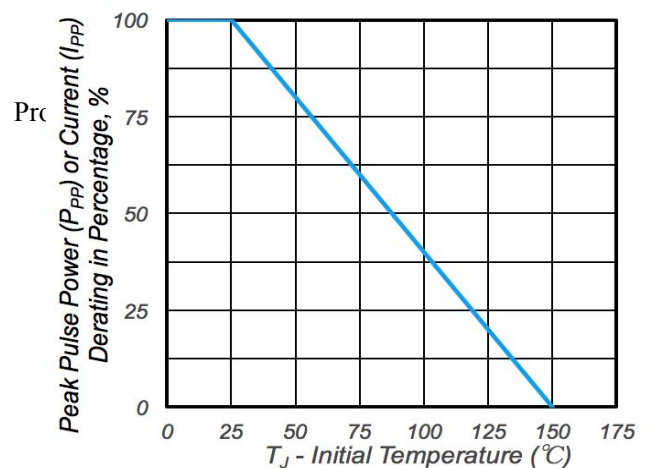
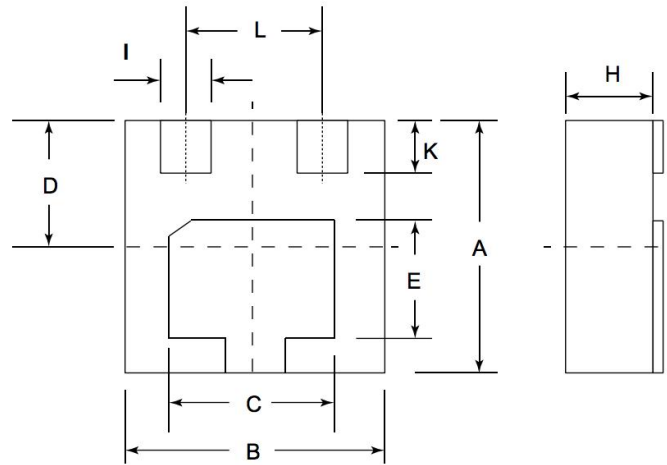


Fig.2 Pulse Derating Curve

DFN2020-3 Package Outline Drawing



Dim	Millimeters	
	Min	Max
A	1.90	2.10
B	1.90	2.10
C	1.40	1.60
D	0.95	1.05
E	0.90	1.10
H	-----	0.65
L	1.3 (TYP)	
I	0.25	0.35
K	0.35	0.45

NOTICE

Leiditech reserves the right to make modifications, enhancements, improvements, corrections or other changes without further notice to any product herein. Leiditech does not assume any liability arising out of the application or use of any product described herein.

Shanghai Leiditech Electronic Co., Ltd

Email: sale1@leiditech.com

Tel : +86- 021 50828806

Fax : +86- 021 50477059