

常州华龙电子有限公司

SPECIFICATION FOR APPROVAL

规格承认书

Customer 客户:	
Customer Part No. 客户型号:	SA303(116-0084-101)
PART NO. 产品型号:	HDK-100832-011
FUNCTION. 产品功能	SPEAKER
SPEC. NO. 规格书号:	DSS042-2012

Drawn by 制作	Checked by 审核	Approved by 批准	Customer approved 客户承认
Lily 2012-10-05	曹丽萍 2012-10-05	王台平 2012-10-05	

Our products meet the latest RoHS compliance

我司生产产品均符合欧盟 RoHS 最新要求

总公司地址：台北市北投区中央南路 2 段 33 号 3 楼
 大陆分公司地址：中国江苏省常州市新北区电子园新四路 36 号
 一厂：江苏省常州市新北区电子园新四路 36 号
 二厂：江苏省常州市溧阳市社渚经济开发区社农路 1 号
 电话：**+86-519-85106698 85111259 85110078**
 传真：**+86-519-85101081 85107616**
 网址：**www.dshualong.com**



ISO 9001 Certified

Approval 承認內容:

1. History change record 变更记录
2. Characteristics 技术参数
3. Typical Frequency Response Curve 频率曲线
4. Dimension 外观尺寸
5. Reliability Test 可靠性测试
6. Packing 包裝

1. History change record

Change Items	Date	Note	Drawn by	Checked by
	2012-10-05	First Issue	Lily	王台平 2012-10-05

2. Characteristics

2.1 Electrical and Mechanical Characteristics

2.2. MEASURING METHOD

ITEM		SPECIFICATIONS	
01	Type	Dynamic speaker	
02	Dimension	External diameter 10 mm	
03	Rated Input Power	0.3W (Long Time)	
04	Max. Input Power	0.5W for 1 minute	
05	Impedance	8 ohm \pm 15% at 2000Hz.	
06	Resonance Frequency (Fo)	1100Hz \pm 20% at Fo, 1V	
07	Sensitivity (S.P.L.)	86dB (0.1W / 0.1m) \pm 3 dB	atAVE1.0K, 1.2K, 1.5K, 2.0KHz.
		93dB (0.3W / 0.1m) \pm 3 dB	
08	Frequency Range	Fo - 20KHz	
09	Total Harmonics Distortion	Max 8 % at 1 KHz, 0.3W.	
10	Voice Coil	Diameter 5.7mm	
11	Magnet	Rare earth permanent (Nd-Fe-B) magnet Φ 5.2 x1.3mm	
12	Weight	0.8g \pm 0.3g	
13	Appearance	Should not exist any obstacle to be harmful to normal operation; damages, cracks, rusts and distortions, etc.	
14	Operation Test	Must be normal at program source - 0.3W	
15	Buzz, Rattle, etc.	Should not be audible at 1.55V sine Wave between Fo to 20KHz	
16	Polarity	When positive voltage is applied to the terminal marked (+), diaphragm should move to the front.	
17	Terminal Strength	Capable of withstand 1kg load for 30 seconds without resulting in any damage or rejection.	
18	Temperature	Operating temperature: -20°C to +60°C	
		Storage temperature: -30°C to +70°C	

Test Condition

A. STANDARD

Temperature : 15 ~ 35°C

Relative humidity : 25% ~ 85%,

Atmospheric pressure : 860mbar to 1060mbar.

Atmospheric pressure : 860mbar to 1060mbar.

B. BASIC

Temperature : $20 \pm 3^{\circ}\text{C}$

Relative humidity : 60% ~ 70%,

Atmospheric pressure : 860mbar to 1060mbar

C. Standard Test Fixture

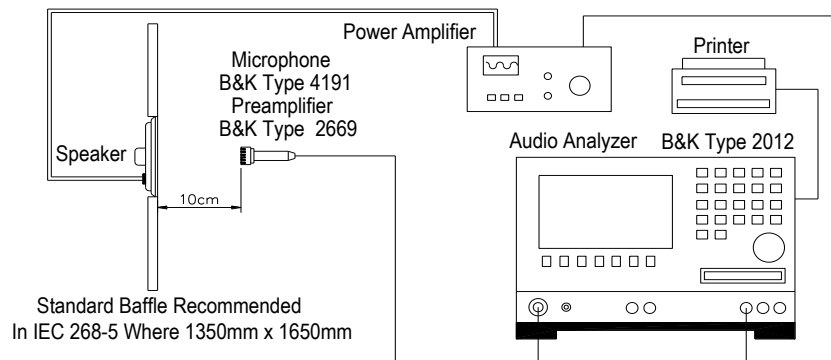
1. Input Power : 0.3W (1.55V)

2. Zero Level : -dB

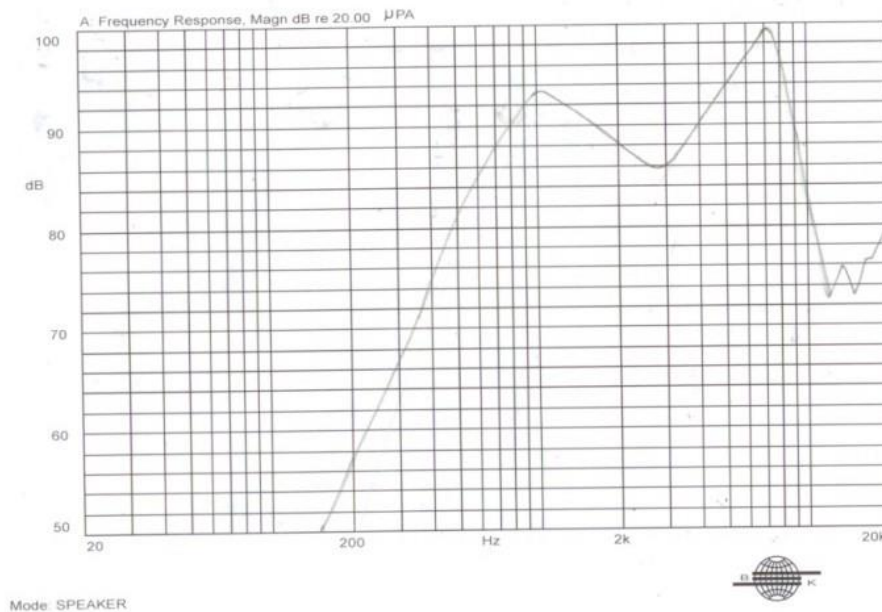
3. Mode : SPEAKER

4. potentiometer Range : 50dB

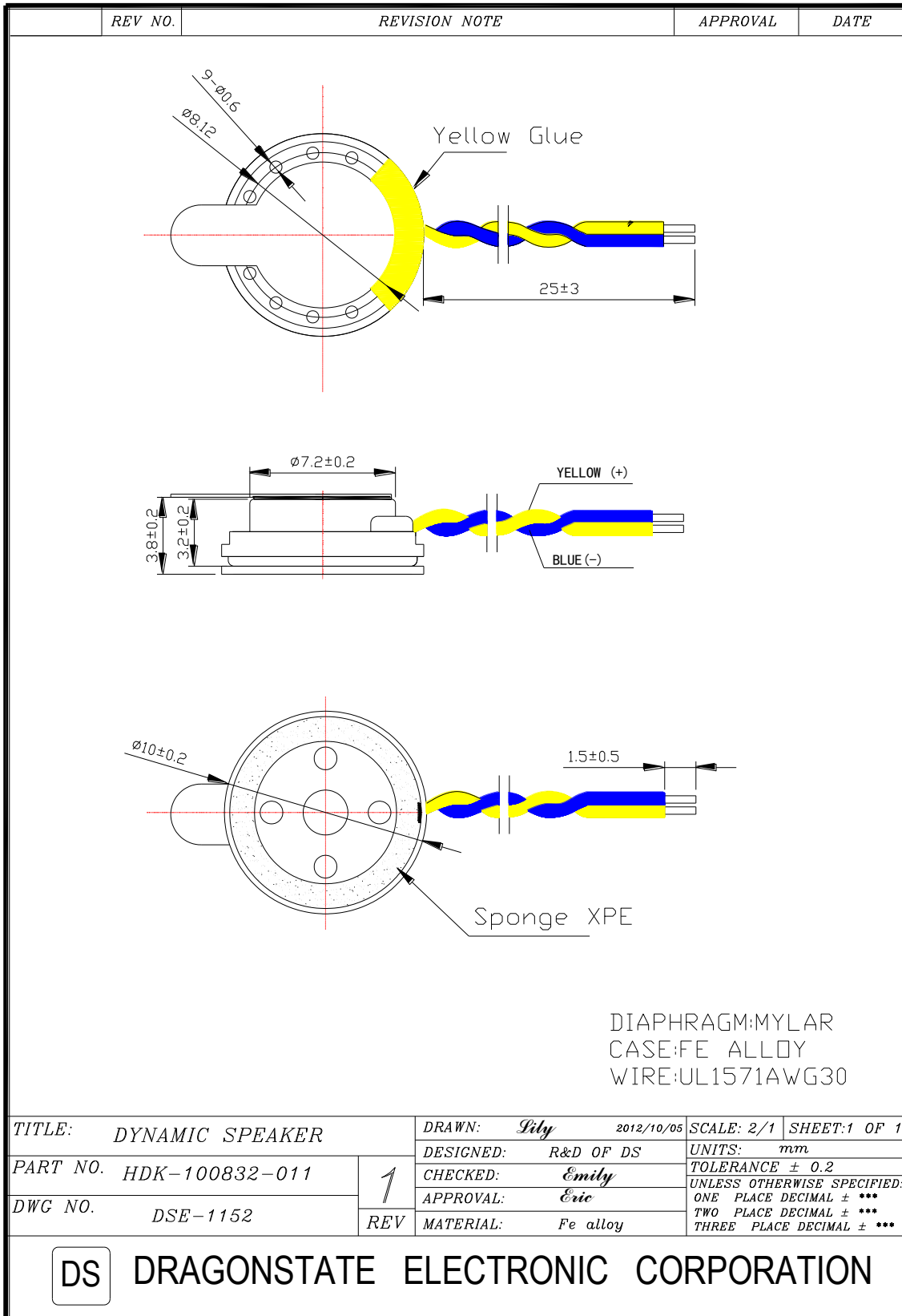
5. Sweep Time : 0.5sec



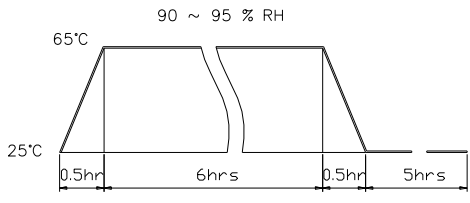
3. Frequency Response Curve



4.Dimension





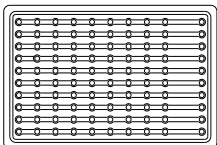

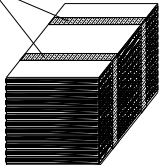

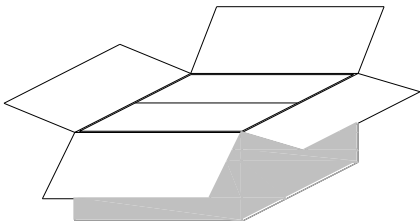
5. Reliability test

Items.		Specifications
01	High temp. Test	Keep 96 hours at $+70^{\circ}\text{C} \pm 3^{\circ}\text{C}$ and leave 3 hours in normal temperature and then check
02	Low temp. Test	Keep 96 hours at $-30^{\circ}\text{C} \pm 3^{\circ}\text{C}$ and leave 3 hours in normal temperature and then check
03	Humidity test	Keep 96 hours at $+60^{\circ}\text{C} \pm 3^{\circ}\text{C}$ relative humidity 95% and leave 3 hours in normal temperature and then checked.
04	Temp./Humidity cycle	<p>The part shall be subjected 5 cycles. One cycle shall be 12 hours and consist of;</p> 
05	Thermal cycle test.	Low temperature: $-30^{\circ}\text{C} \pm 3^{\circ}\text{C}$, temperature: $+70^{\circ}\text{C} \pm 3^{\circ}\text{C}$, cycle: 1 hour/cycle each, and then keep 5 cycles in a room.
06	Vibration	$10 \sim 200 \sim 10\text{Hz}$ sin-wave sweep 15min. 5G(constant) X, Y, Z 3 direction. 2 hours each, total 6 hours.
07	Fix drop test	Fix on jig. Then drop from 152cm height to the concrete floor X, y, z 6 direction. 5 times each, total 30 times.
08	Free drop test	Free drop from 100cm height to the concrete floor X, y, z 6 direction. 1 times each, total 6 times.
09	Rated Power test	Rated Power white noise is applied for 24 hours
10	Max Power test	Max power 1 min on - 2 min off 10 cycles.
11	Terminal strength test	Capable of withstand 1kg load for 30 seconds without resulting in any damage or rejection.
<p>Criterion: After these test , the change of S.P.L shall be within ± 3 dB .</p>		

SOLDERING CONDITION

Recommend using constant branding iron in 30W, and in temperature range 350°C .
Soldering time not over 2 seconds.

6.Packing

REV NO.	REVISION NOTE	APPROVAL	DATE
	<p>Cover(350*240*10mm) Material: Pvc</p>		
			
	<p>Box(350*240*10mm) 100pcs Material: Pvc</p>		
 	<p>Middle(350*240*120mm) 1000pcs(10*100pcs) Material: Pvc</p>		
			
	<p>Outer Box(490*360*350mm) 6000pcs(6*1000pcs) Material: Paper</p>		
<p>单位: mm</p>			
TITLE: packing		DRAWN: <i>Lily</i> 2009/05/16	
PART NO.		DESIGNED: R&D OF D.S.	
DWG NO.		CHECKED: <i>Emily</i>	
		APPROVAL: <i>Eric</i>	
REV		MATERIAL: ***	
		SCALE: 2:1	SHEET: 1 of 1
		UNITS: mm	
		TOLERANCE	
		20~11	± 0.3
		10~5	± 0.2
		<4	± 0.1
DS	DRAGONSTATE ELECTRONIC CORPORATION		