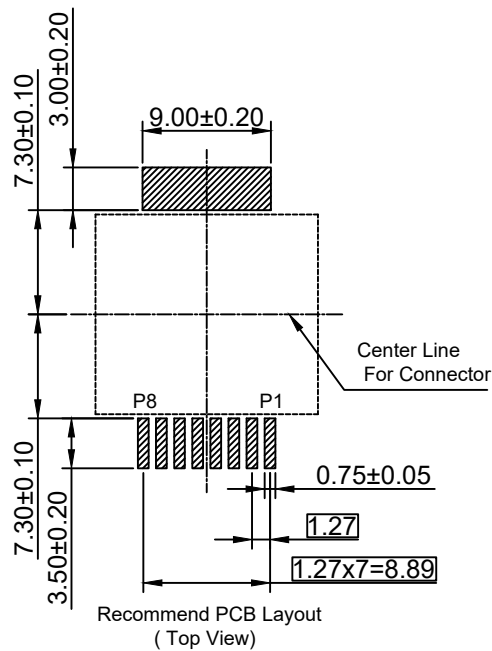
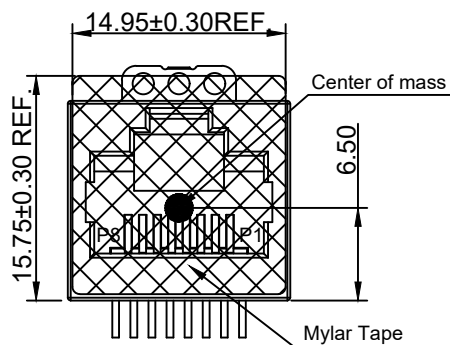
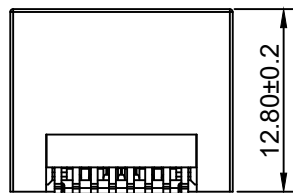
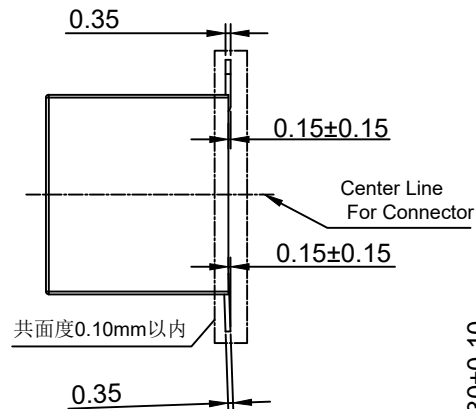
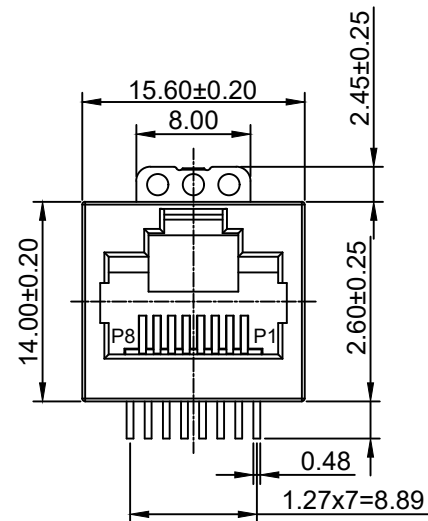


RoHS

REV	ECN NO.	DESCRIPTION	DESIGN	APPROVAL	DATE
A1	NEW	更换图框			2023.11.25



SPECIFICATION NOTES:

MATERIAL:

- HOUSING/INSERT: THERMOPLASTIC, UL94V-0
- CONTACT: PHOSPHOR BRONZE T=0.35MM
PLATING: SELECTING GOLD PLATING FU"/1U"/3U"/6U"/15U"/30U"/50U" OVER NICKEL IN CONTACT AREA, TIN PLATING OVER NICKEL IN SOLDER AREA
- GROUNDING PLATE: BRASS T=0.35MM, NICKEL PLATING

ELECTRICAL:

- VOLTAGE RATING: 125 VAC RMS
- CURRENT RATING: 1.5 AMP
- CONTACT RESISTANCE: 30mΩ Max.
- INSULATION RESISTANCE: 500MΩMin. AT 500V DC
- DIELECTRIC STRENGTH: 1000 VAC 50Hz 1MINUTE

MECHANICAL:

- MATING/UNMATING FORCE: 30N Max.
- RETENTION STRENGTH: 50N Min. FOR 60S±5S
- DURRABILITY: 750 CYCLES Min.

ENVIRONMENTAL:

- STORAGE: -40° C TO +85° C
- OPERATION: -40° C TO +85° C

Part Number:
XF621C-1188N X 5 B-2 R

Electroplating:
0=FU金 1=1U金 2=2.5U金
3=3U金 4=6U金 5=15U金
6=30U金 7=50U金

Material:
1=PBT 2=PA46
3=PA66 4=PA9T 5=LCP

Colour:
B=黑色 G=绿色 R=红色 Y=黄色
V=紫色 W=白色 H=灰色 L=蓝色

Environmental Protection:
R=Rohs Free
H=Halogen Free

Packing:
1=Tray
2=Tape Reel

X.±0.50	X.°±
.X±0.25	.X°±
.XX±0.15	.xx°±
.XXX±0.10	.xxx°±
UNITS:	mm

PART NO:	XF621C-1188N35B-2R
TITLE:	Unshield RJ45 Modular JACK Vertical,SMT,1X1 Port,Tht

XFCN 兴飞连接器

0769-82001899

www.xfconn.com

DWG NO: /

THESE DRAWINGS AND SPECIFICATIONS ARE THE PROPERTY OF XFCN AND SHALL NOT BE REPRODUCED, COPIED OR CUED IN ANY MANNER WITHOUT THE PRIOR WRITTEN CONSENT OF XFCN

APPD

CHKD

DRAW

DATE

WANG

2023.11.25

VIEW

SCALE

NONE

SHEET

1:1

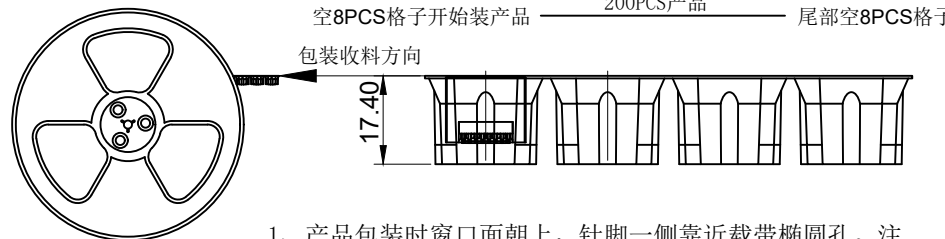
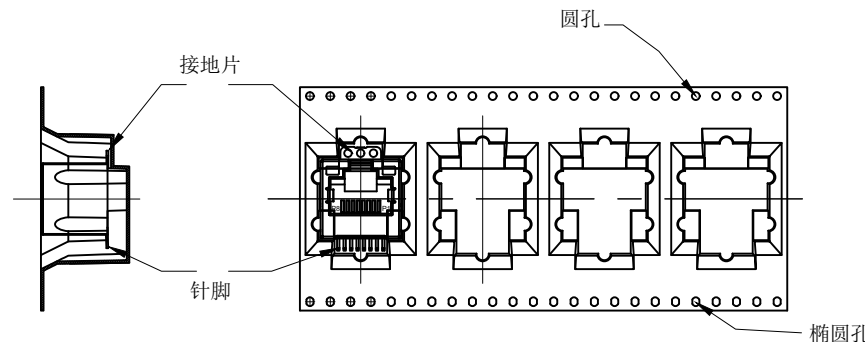
REV

A1



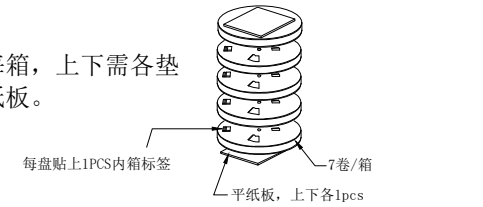
RoHS

REV	ECN NO.	DESCRIPTION	DESIGN	APPROVAL	DATE
A1	NEW	更换图框			2023.11.25

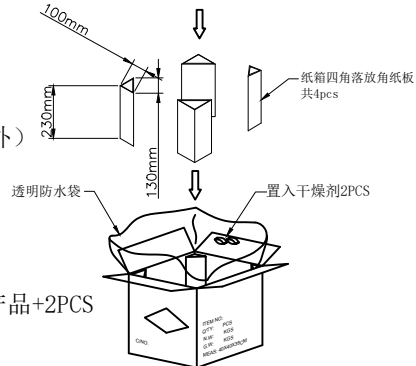


1、产品包装时窗口面朝上，针脚一侧靠近载带椭圆孔。注意前后需各空8个格子。

2、7卷每箱，上下需各垫上一张纸板。



3、4PCS护角置于箱子角落（防水袋外）

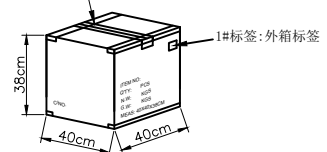


5、防水袋内包含：2纸板+7卷产品+2PCS干燥剂

封完箱之后用打带机打带如下图



封箱示意图 上下两面成“工”字型



6、打包封胶。

X.±0.50	X.°±	PART NO: XF621C-1188N35B-2R	XFCN 兴飞连接器					
.X±0.25	.X°±					0769-82001899		
.XX±0.15	.xx°±					www.xfconn.com		
.XXX±0.10	.xxx°±					DWG NO: /		
UNITS:	mm							
THESE DRAWINGS AND SPECIFICATIONS ARE THE PROPERTY OF XFCN AND SHALL NOT BE REPRODUCED, COPIED OR CUED IN ANY MANNER WITHOUT THE PRIOR WRITTEN CONSENT OF XFCN		APPD		VIEW				
		CHKD		SCALE	SHEET			
		DRAW	WANG	NONE	REV			
		DATE	2023.11.25		1:1	A1		