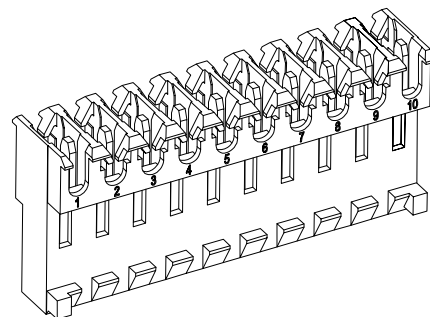
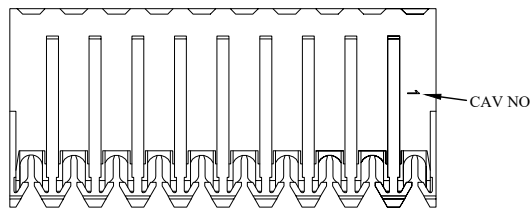
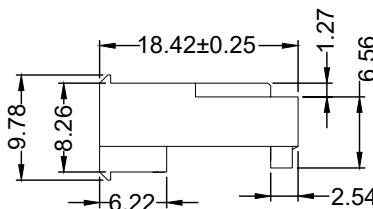
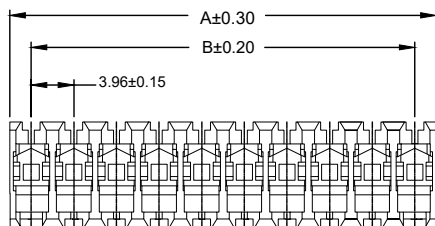


# RoHS

REV	ECN NO.	DESCRIPTION	DESIGN	APPROVAL	DATE
A1	NEW	更换图框			2023.11.25



- Specifications :
- Voltage rating: 250V AC / DC
  - Current rating: 3A AC / DC
  - Withstanding voltage: 1500V AC/minute
  - Temperature range: -25°C~+85°C
  - Insulation resistance: ≥1000MΩ
  - Contact resistance: ≤Gold Plated 15mΩ  
≤Tin Plated 30mΩ



Contacts	Dimensions(mm)		Contacts	Dimensions(mm)	
	Dim A	Dim B		Dim A	Dim B
02P	7.92	3.96	14P	55.44	51.48
03P	11.88	7.92	15P	59.40	55.44
04P	15.84	11.88	16P	63.36	59.40
05P	19.80	15.84	17P	67.32	63.36
06P	23.76	19.80	18P	71.28	67.32
07P	27.72	23.76	19P	75.24	71.28
08P	31.68	27.72	20P	79.20	75.24
09P	35.64	31.68	21P	83.16	79.20
10P	39.60	35.64	22P	87.12	83.16
11P	43.56	39.60	23P	91.08	87.12
12P	47.52	43.56	24P	95.04	91.08
13P	51.48	47.52			

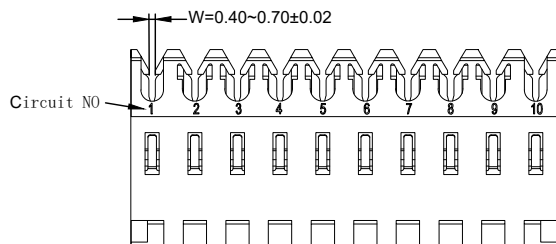
### 产品名称说明： M7060-xx-W

1 2 3

1. 序列号

2. Pin位数: 06-64

3. 颜色码: 0=橙色, 适用线径18AWG (W=0.70)  
Y=黄色, 适用线径20AWG (W=0.60)  
R=红色, 适用线径22AWG (W=0.45)  
W=白色, 适用线径24AWG (W=0.40)



M7060-xx-W	PA66 UL 94V-2 Halogen Free	AWG#18-24	2.10mm(Max)	Phosphor Bronze	Tin-80~120u"	M3965
M7060-xx-W-X					Au-1u", 3u"...15u"	
PART NO	Material	Wire Range	Insulation O.D.	Material(Terminal)	Finish(Terminal)	Mates With XFCN Wafer

X.±0.50	X.°±
.X±0.25	.X°±
.XX±0.15	.XX°±
.XXX±0.10	.XXX°±
UNITS:	mm

PART NO: M7060-xx-W		<b>XFCN</b> 兴飞连接器			
TITLE: 仿AMP3.96刺破 180度有柱 连接器					
APPD		0769-82001899			
CHKD		www.xfconn.com			
DRAW Wang		DWG NO: /			
DATE 2023.11.25		VIEW			
		SCALE	SHEET	REV	
		NONE	1:1	A1	

THESE DRAWINGS AND SPECIFICATIONS ARE THE PROPERTY OF XFCN AND SHALL NOT BE REPRODUCED, COPIED OR CUED IN ANY MANNER WITHOUT THE PRIOR WRITTEN CONSENT OF XFCN