

AC Filter 2-Stage, Broad Band Attenuation



Quick connect terminals 6.3x0.8 mm
 Case MB



Quick connect terminals 6.3x0.8 mm
 Case MF



Quick connect terminals 6.3x0.8 mm
 Case 09

See below:
[Approvals and Compliances](#)

Description

- Line filter in standard and medical version
- 2 stage
- 3 Designs:
 - C) high symmetrical and asymmetrical noise attenuation
 - D) Excellent high frequency noise attenuation
 - F) Excellent low frequency noise attenuation

Unique Selling Proposition

- Broad band attenuation
- 3 Filter designs for various applications
- Completely closed steel housing
- Wide temperature range

Characteristics

- Designed for current applications of 1 - 36 A
- Protection against interference voltage from the mains
 Possible interferences generated in the equipment are strongly attenuated
- Especially designed for industrial applications such as: Frequency Converters, Stepper Motor Drives, UPS-Systems, Inverters
- Suitable for use in equipment according to IEC/UL 62368-1
- Suitable for use in medical equipment according to IEC/UL 60601-1 (1 MOOP, 1 MOPP)

Other versions on request

- Version with wire connection
- Version with varistor for overvoltage protection

Weblinks

[pdf data sheet](#), [html datasheet](#), [General Product Information](#), [Approvals](#), [Distributor-Stock-Check](#), [Detailed request for product](#), [Microsite](#)

Technical Data

| | |
|---------------------------------|---|
| Ratings IEC | 1 - 36A @ Ta 40 °C / 250 VAC; 50Hz |
| Ratings UL/CSA | 1 - 30A @ Ta 40 °C / 125/250VAC; 60Hz |
| Leakage Current | standard < 0.5 mA (250 V / 60Hz) medical (M5) < 5 µA resp. (M80) < 80 µA (250 V / 60 Hz) |
| Dielectric Strength | 1.7 kVDC between L-N 2.75 kVDC between L/N-PE Test voltage (2 sec) |
| Allowable Operation Temperature | -40 °C to 100 °C |
| Climatic Category | 40/100/21 acc. to IEC 60068-1 |
| IP-Protection | IP20 IEC 60529 |
| Protection Class | Suitable for appliances with protection class I acc. to IEC 61140 |
| Terminal | Quick connect terminal 6.3 x 0.8 mm Bolt and nut M4 |
| Material | Nickel plated steel |

| | |
|-------------|--|
| Line Filter | Standard and Medical Version, IEC 60939, UL 1283, CSA C22.2 no. 8 Technical Details |
| MTBF | > 200'000h acc. to MIL-HB-217 F |

Approvals and Compliances



Detailed information on product approvals, code requirements, usage instructions and detailed test conditions can be looked up in [Details about Approvals](#)

SCHURTER products are designed for use in industrial environments. They have approvals from independent testing bodies according to national and international standards. Products with specific characteristics and requirements such as required in the automotive sector according to IATF 16949, medical technology according to ISO 13485 or in the aerospace industry can be offered exclusively with customer-specific, individual agreements by SCHURTER.

Approvals





The approval mark is used by the testing authorities to certify compliance with the safety requirements placed on electronic products.

Approval Reference Type: FMBB NEO

| Approval Logo | Certificates | Certification Body | Description |
|--|---------------|--------------------|------------------------------|
|  | VDE Approvals | VDE | Certificate Number: 40030410 |
|  | UL Approvals | UL | UR File Number: E72928 |



Product standards

Product standards that are referenced

| Organization | Design | Standard | Description |
|--|-----------------------|-----------------|--|
|  | Designed according to | IEC 60939 | Passive filters for suppressing electromagnetic interference |
|  | Designed according to | IEC 60127-6 | Miniature fuses. Part 6. Fuse-holders for miniature fuse-links |
|  | Designed according to | UL 1283 | Electromagnetic interference filters |
|  | Designed according to | CSA C22.2 no. 8 | Electromagnetic interference (EMI) filters |







Application standards

Application standards where the product can be used

| Organization | Design | Standard | Description |
|---|--------------------------------|----------------|--|
|  | Suitable for applications acc. | IEC/UL 62368-1 | Audio/video, information and communication technology equipment - Part 1: Safety requirements |
|  | Suitable for applications acc. | IEC 60601-1 | Medical electrical equipment - Part 1: General requirements for basic safety and essential performance |

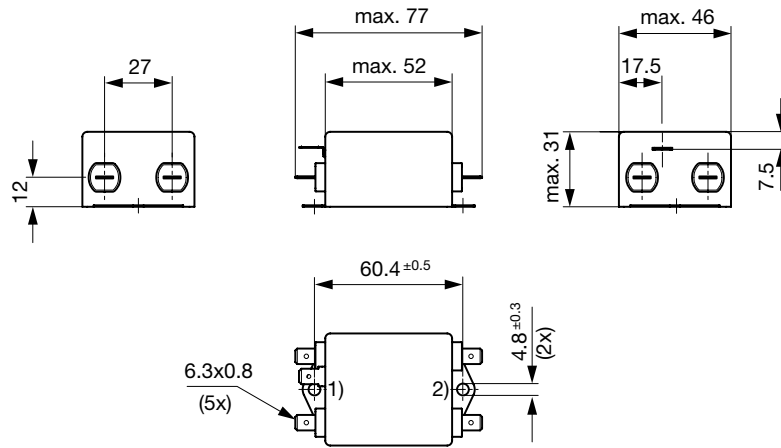
Compliances

The product complies with following Guide Lines

| Identification | Details | Initiator | Description |
|--|--|-------------|---|
|  | CE declaration of conformity | SCHURTER AG | The CE marking declares that the product complies with the applicable requirements laid down in the harmonisation of Community legislation on its affixing in accordance with EU Regulation 765/2008. |
|  | UKCA declaration of conformity | SCHURTER AG | The UKCA marking declares that the product complies with the applicable requirements laid down in the British Amendment of Regulation (EC) 765/2008. |
|  | RoHS | SCHURTER AG | Directive RoHS 2011/65/EU, Amendment (EU) 2015/863 |
|  | China RoHS | SCHURTER AG | The law SJ / T 11363-2006 (China RoHS) has been in force since 1 March 2007. It is similar to the EU directive RoHS. |
|  | REACH | SCHURTER AG | On 1 June 2007, Regulation (EC) No 1907/2006 on the Registration, Evaluation, Authorization and Restriction of Chemicals 1 (abbreviated as "REACH") entered into force. |
|  | Medical Equipment | SCHURTER AG | Suitable for use in medical equipment according to IEC/UL 60601-1 (1 MOPP, 1 MOPP) |

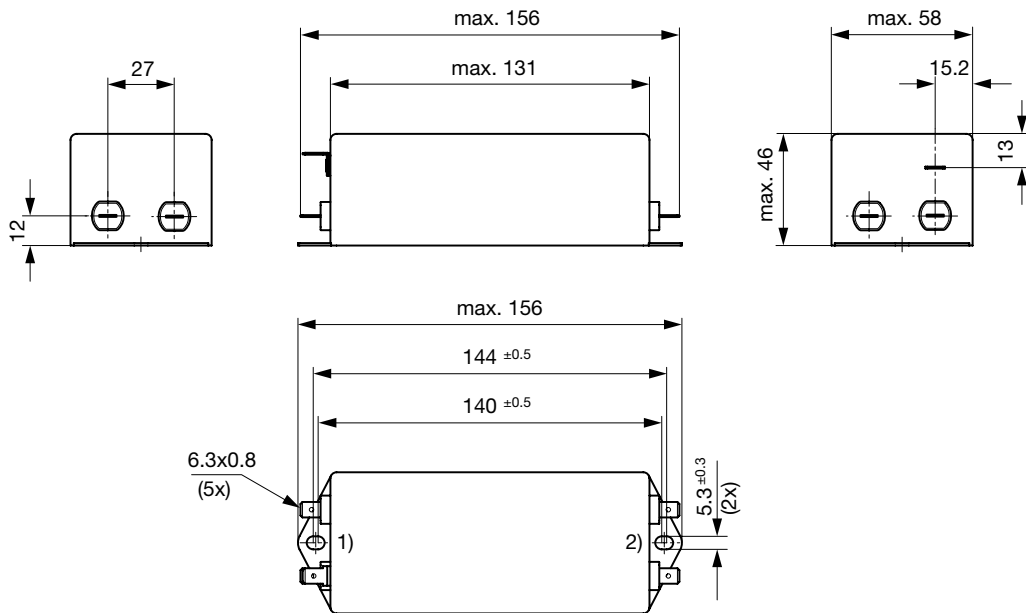
Dimension [mm]

Case 09 with quick connect terminals



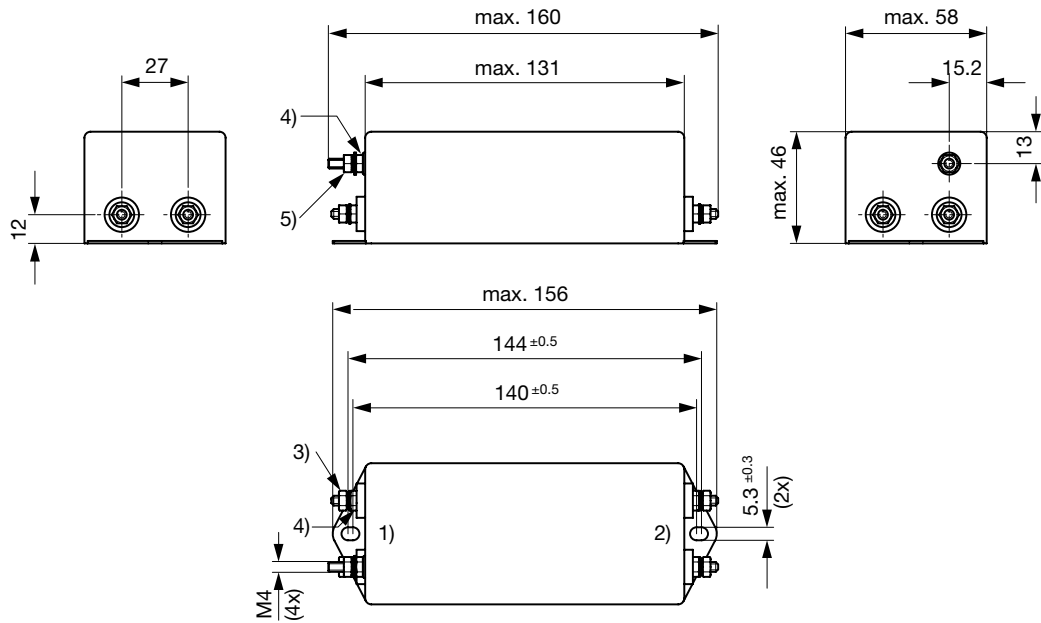
- 1) Line
- 2) Load

Case MB with quick connect terminals



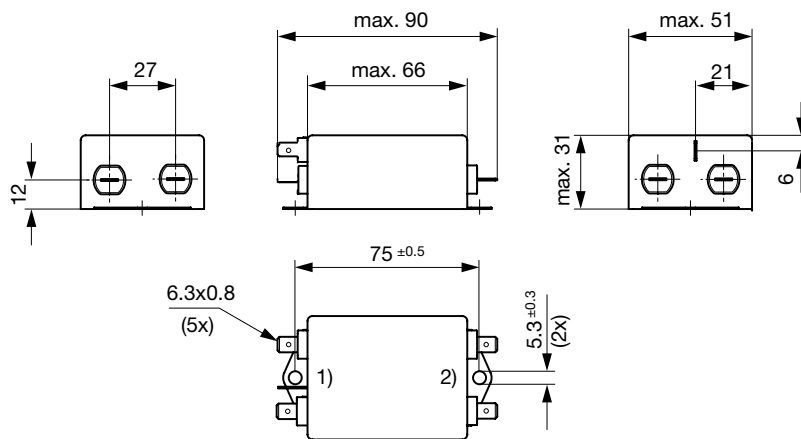
- 1) Line
- 2) Load

Case MB with bolt and nut M4



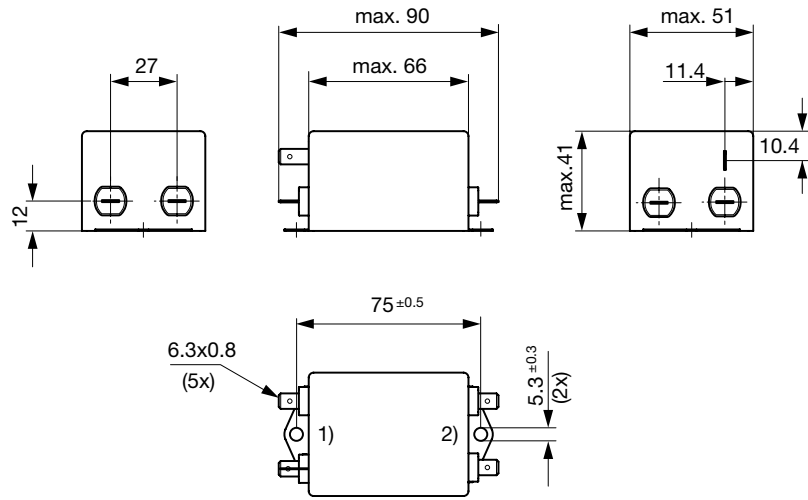
- 1) Line
- 2) Load
- 3) Nut torque 0.8...1 Nm, keep lock-nut fastened
- 4) Lock-nut do not unscrew
- 5) PE: M4x16, 1.2...1.5 Nm, keep lock-nut fastened

Case MC with quick connect terminals



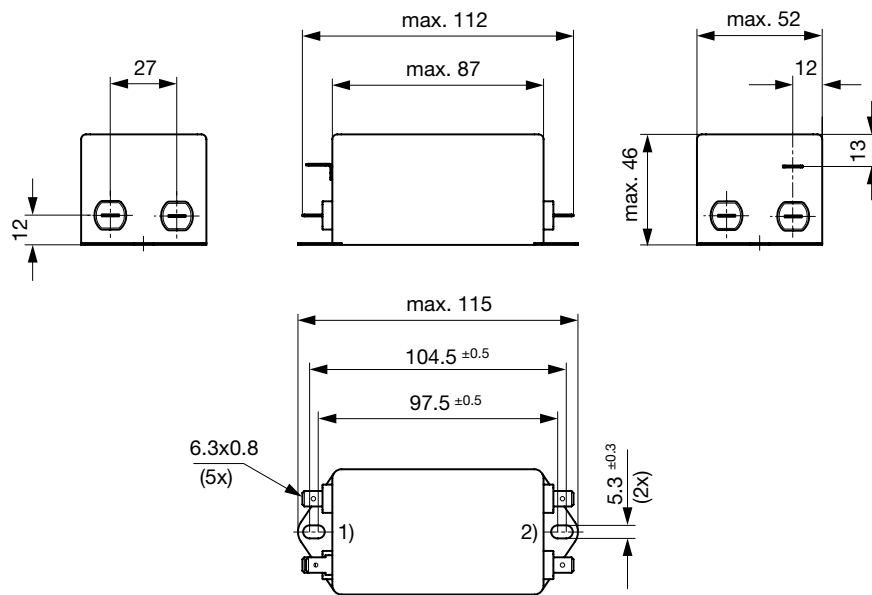
- 1) Line
- 2) Load

Case UB with quick connect terminals



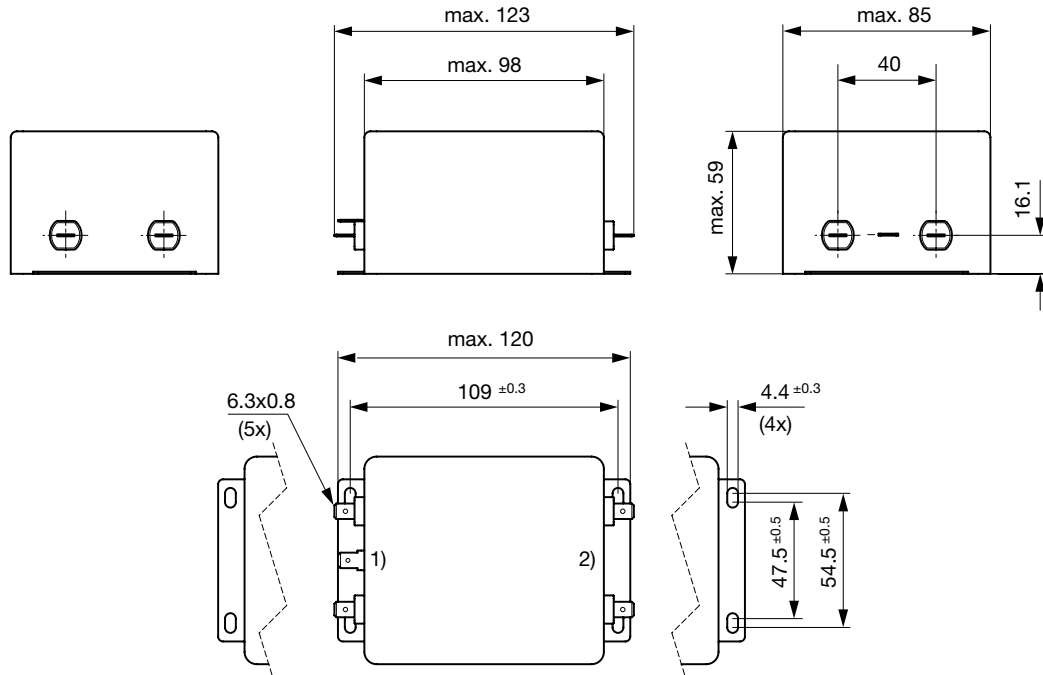
- 1) Line
- 2) Load

Case ME with quick connect terminals



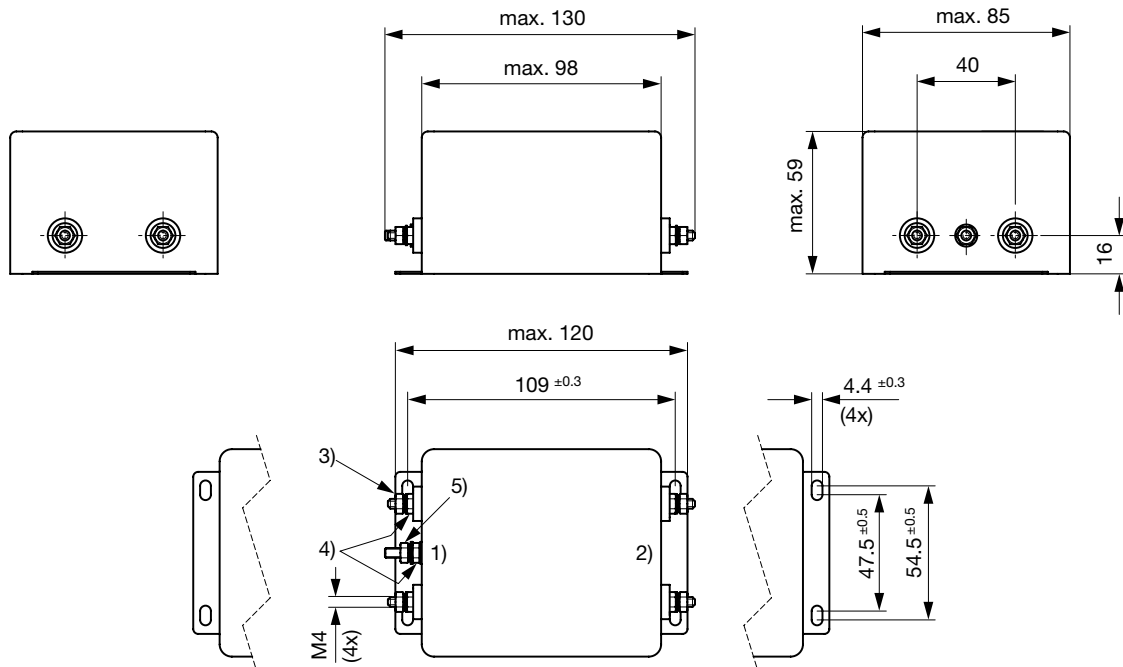
- 1) Line
- 2) Load

Case MF with quick connect terminals



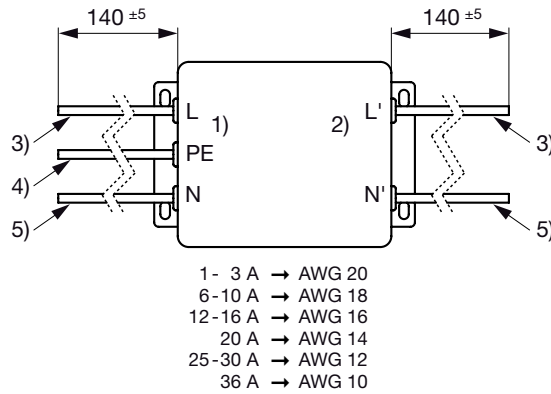
- 1) Line
- 2) Load

Case MF with bolt and nut M4



- 1) Line
- 2) Load
- 3) Nut torque 0.8...1 Nm, keep lock-nut fastened
- 4) Lock-nut do not unscrew
- 5) PE: M4x16, 1.2...1.5 Nm, keep lock-nut fastened

Case with wire leads

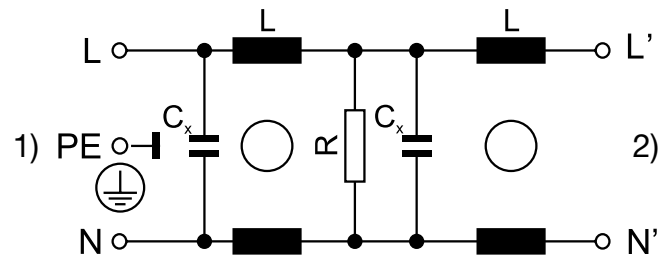
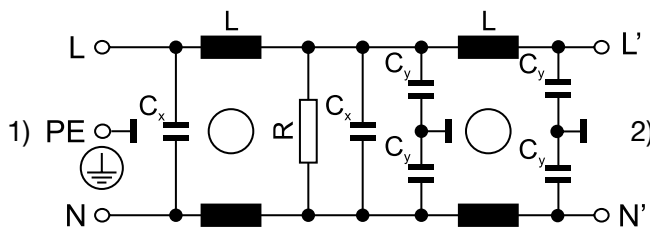


- 1) Line
- 2) Load
- 3) Brown
- 4) Yellow-Green
- 5) Blue

Diagrams

Standard and low leakage current

Medical M5

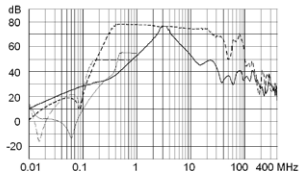


1) Line, 2) Load

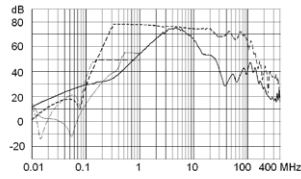
Attenuation Loss 0.1/100Ω differential mode 100/0.1Ω differential mode - - - - 50Ω differential mode ____ 50Ω common mode

Standard version

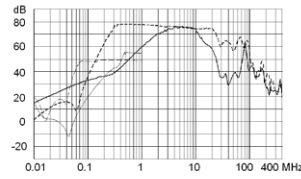
16 A / Design F



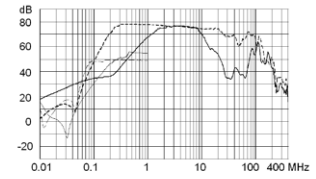
12 A / Design F



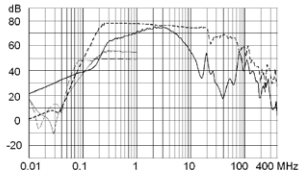
10 A / Design F



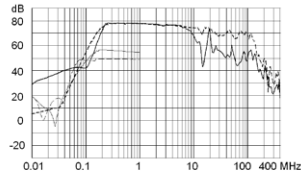
6 A / Design F



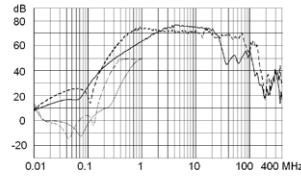
3 A / Design F



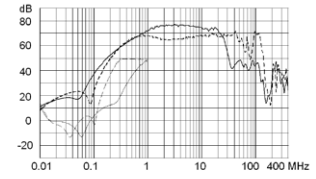
1 A / Design F



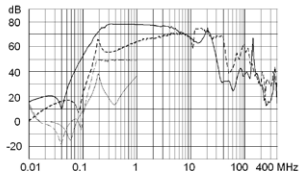
36 A / Design D



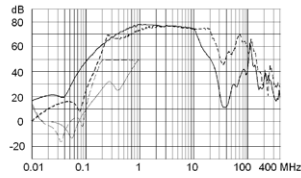
25 A / Design D



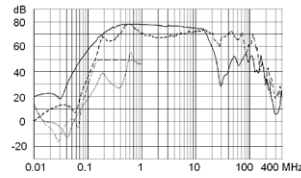
16 A / Design D



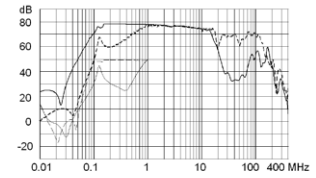
12 A / Design D



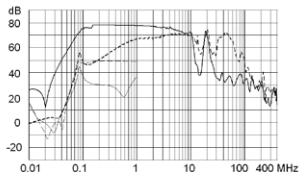
10 A / Design D



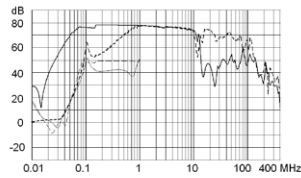
6 A / Design D



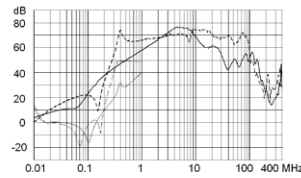
3 A / Design D



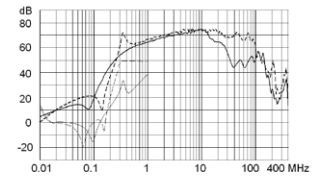
1 A / Design PE



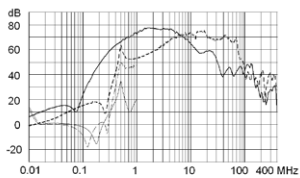
30 A / Design C



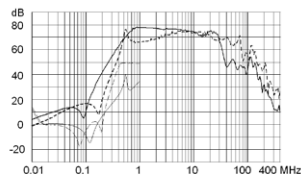
20 A / Design C



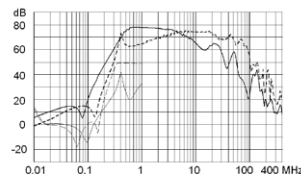
16 A / Design C



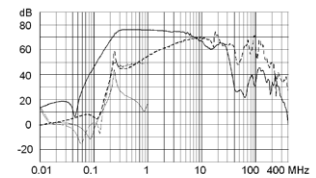
12 A / Design C



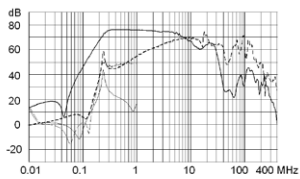
10 A / Design C



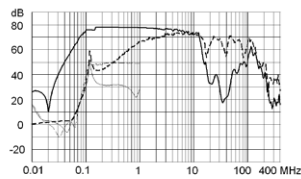
6 A / Design C



3 A / Design C

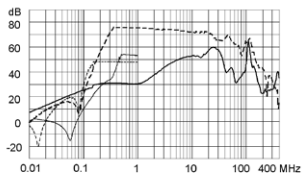


1 A / Design C

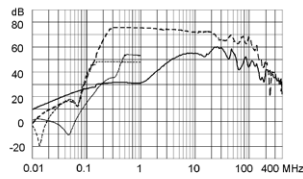


Medical version (M80)

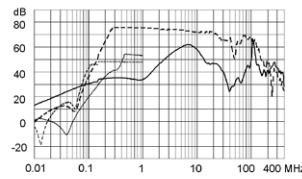
16 A / Design F



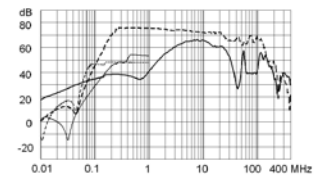
12 A / Design F



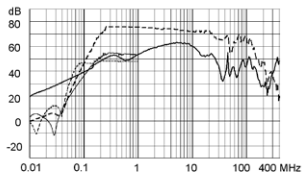
10 A / Design F



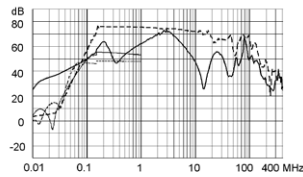
6 A / Design F



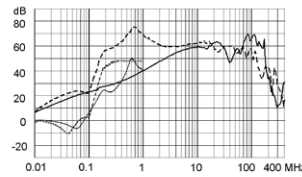
3 A / Design F



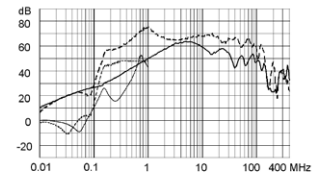
1 A / Design F



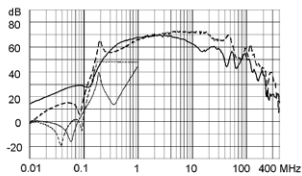
36 A / Design D



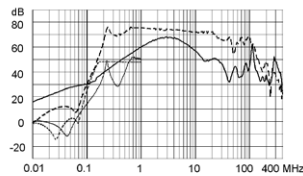
25 A / Design D



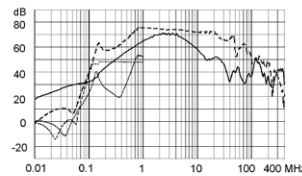
16 A / Design D



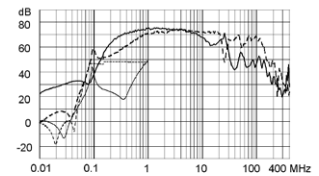
12 A / Design D



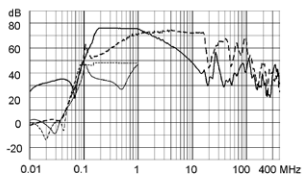
10 A / Design D



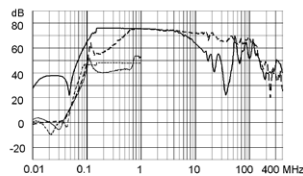
6 A / Design D



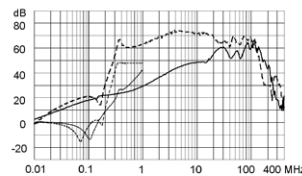
3 A / Design D



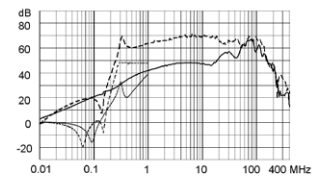
1 A / Design PE



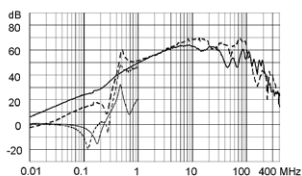
30 A / Design C



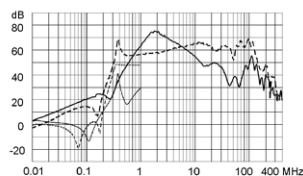
20 A / Design C



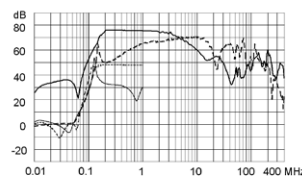
16 A / Design C



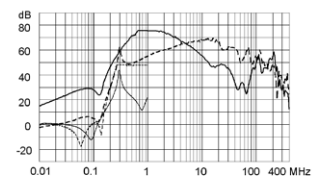
12 A / Design C



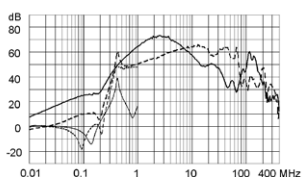
1 A / Design C



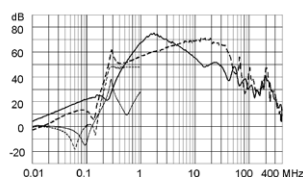
3 A / Design C



6 A / Design C



10 A / Design C



All Variants

| Rated current | Filter-Type | Terminal | Design | L | L1 | Cx | Cy | Ri | Power Loss | Weight | Housing | Packaging | Order Number |
|---------------|---------------|-------------------------------------|--------|------|-------|------|------|------|------------|--------|---------|-----------|--------------|
| [A] | | | | [mH] | [mH] | [µF] | [nF] | [mΩ] | [W] | [g] | | [ST] | |
| 1 | Standard | Quick connect terminal 6.3 x 0.8 mm | C | 12 | - | 0.22 | 4.7 | 945 | 1.9 | 125 g | 09 | 15 | 5500.2600.01 |
| 3 | Standard | Quick connect terminal 6.3 x 0.8 mm | C | 2.5 | - | 0.22 | 4.7 | 120 | 2.2 | 130 g | 09 | 15 | 5500.2601.01 |
| 6 | Standard | Quick connect terminal 6.3 x 0.8 mm | C | 0.97 | - | 0.22 | 4.7 | 26.2 | 1.9 | 130 g | 09 | 15 | 5500.2602.01 |
| 10 | Standard | Quick connect terminal 6.3 x 0.8 mm | C | 0.8 | - | 0.47 | 4.7 | 12.9 | 2.6 | 200 g | MC | 10 | 5500.2603.01 |
| 12 | Standard | Quick connect terminal 6.3 x 0.8 mm | C | 0.58 | - | 0.47 | 4.7 | 10.1 | 2.9 | 200 g | MC | 10 | 5500.2604.01 |
| 16 | Standard | Quick connect terminal 6.3 x 0.8 mm | C | 0.65 | - | 0.33 | 4.7 | 8 | 4.1 | 265 g | MD | 10 | 5500.2605.01 |
| 20 | Standard | Quick connect terminal 6.3 x 0.8 mm | C | 0.6 | - | 1 | 4.7 | 4.6 | 3.7 | 390 g | ME | 5 | 5500.2606.01 |
| 30 | Standard | Bolt and nut M4 | C | 0.6 | - | 1 | 10 | 2.5 | 4.5 | 855 g | MF | 3 | 5500.2607.03 |
| 1 | Standard | Quick connect terminal 6.3 x 0.8 mm | D | 22 | - | 0.33 | 4.7 | 1320 | 2.7 | 165 g | MC | 10 | 5500.2610.01 |
| 3 | Standard | Quick connect terminal 6.3 x 0.8 mm | D | 9.8 | - | 0.47 | 4.7 | 226 | 4.1 | 225 g | MD | 10 | 5500.2611.01 |
| 6 | Standard | Quick connect terminal 6.3 x 0.8 mm | D | 7.8 | - | 1 | 4.7 | 55.4 | 4 | 350 g | ME | 5 | 5500.2612.01 |
| 10 | Standard | Quick connect terminal 6.3 x 0.8 mm | D | 4.5 | - | 1 | 4.7 | 23.6 | 4.7 | 625 g | MB | 4 | 5500.2613.01 |
| 12 | Standard | Quick connect terminal 6.3 x 0.8 mm | D | 3.25 | - | 1 | 4.7 | 16 | 4.6 | 630 g | MB | 4 | 5500.2614.01 |
| 16 | Standard | Quick connect terminal 6.3 x 0.8 mm | D | 2.8 | - | 1 | 4.7 | 10.9 | 5.6 | 826 g | MF | 3 | 5500.2615.01 |
| 25 | Standard | Bolt and nut M4 | D | 2.0 | - | 2.2 | 4.7 | 4.8 | 6 | 830 g | MB | 4 | 5500.2616.03 |
| 36 | Standard | Bolt and nut M4 | D | 1.23 | - | 2.2 | 4.7 | 3.3 | 8.5 | 810 g | MB | 4 | 5500.2617.03 |
| 1 | Standard | Quick connect terminal 6.3 x 0.8 mm | F | 22 | 0.49 | 0.33 | 4.7 | 1200 | 2.4 | 180 g | MC | 10 | 5500.2620.01 |
| 3 | Standard | Quick connect terminal 6.3 x 0.8 mm | F | 9.8 | 0.16 | 0.47 | 4.7 | 194 | 3.5 | 240 g | MD | 10 | 5500.2621.01 |
| 6 | Standard | Quick connect terminal 6.3 x 0.8 mm | F | 7.8 | 0.11 | 1 | 4.7 | 60 | 4.3 | 400 g | ME | 5 | 5500.2622.01 |
| 10 | Standard | Quick connect terminal 6.3 x 0.8 mm | F | 4.5 | 0.06 | 1 | 4.7 | 21 | 4.2 | 645 g | MB | 4 | 5500.2623.01 |
| 12 | Standard | Quick connect terminal 6.3 x 0.8 mm | F | 3.25 | 0.05 | 1 | 4.7 | 14.6 | 4.2 | 695 g | MB | 4 | 5500.2624.01 |
| 16 | Standard | Quick connect terminal 6.3 x 0.8 mm | F | 2.8 | 0.043 | 1 | 4.7 | 13.7 | 7 | 950 g | MF | 3 | 5500.2625.01 |
| 1 | Medical (M5) | Quick connect terminal 6.3 x 0.8 mm | C | 12 | - | 0.22 | - | 945 | 1.9 | 125 g | 09 | 15 | 5500.2600.04 |
| 3 | Medical (M5) | Quick connect terminal 6.3 x 0.8 mm | C | 2.5 | - | 0.22 | - | 120 | 2.2 | 130 g | 09 | 15 | 5500.2601.04 |
| 6 | Medical (M5) | Quick connect terminal 6.3 x 0.8 mm | C | 0.97 | - | 0.22 | - | 26.2 | 1.9 | 130 g | 09 | 15 | 5500.2602.04 |
| 10 | Medical (M5) | Quick connect terminal 6.3 x 0.8 mm | C | 0.8 | - | 0.47 | - | 12.9 | 2.6 | 200 g | MC | 10 | 5500.2603.04 |
| 12 | Medical (M5) | Quick connect terminal 6.3 x 0.8 mm | C | 0.58 | - | 0.47 | - | 10.1 | 2.9 | 200 g | MC | 10 | 5500.2604.04 |
| 16 | Medical (M5) | Quick connect terminal 6.3 x 0.8 mm | C | 0.65 | - | 0.33 | - | 8 | 4.1 | 265 g | MD | 10 | 5500.2605.04 |
| 20 | Medical (M5) | Quick connect terminal 6.3 x 0.8 mm | C | 0.6 | - | 1 | - | 4.6 | 3.7 | 390 g | ME | 5 | 5500.2606.04 |
| 30 | Medical (M5) | Bolt and nut M4 | C | 0.6 | - | 1 | - | 2.5 | 4.5 | 855 g | MF | 3 | 5500.2607.06 |
| 1 | Medical (M5) | Quick connect terminal 6.3 x 0.8 mm | D | 22 | - | 0.33 | - | 1320 | 2.7 | 165 g | MC | 10 | 5500.2610.04 |
| 3 | Medical (M5) | Quick connect terminal 6.3 x 0.8 mm | D | 9.8 | - | 0.47 | - | 226 | 4.1 | 225 g | MD | 10 | 5500.2611.04 |
| 6 | Medical (M5) | Quick connect terminal 6.3 x 0.8 mm | D | 7.8 | - | 1 | - | 55.4 | 4 | 350 g | ME | 5 | 5500.2612.04 |
| 10 | Medical (M5) | Quick connect terminal 6.3 x 0.8 mm | D | 4.5 | - | 1 | - | 23.6 | 4.7 | 625 g | MB | 4 | 5500.2613.04 |
| 12 | Medical (M5) | Quick connect terminal 6.3 x 0.8 mm | D | 3.25 | - | 1 | - | 16 | 4.6 | 630 g | MB | 4 | 5500.2614.04 |
| 16 | Medical (M5) | Quick connect terminal 6.3 x 0.8 mm | D | 2.8 | - | 1 | - | 10.9 | 5.6 | 826 g | MF | 3 | 5500.2615.04 |
| 25 | Medical (M5) | Bolt and nut M4 | D | 2.0 | - | 2.2 | - | 4.8 | 6 | 830 g | MB | 4 | 5500.2616.06 |
| 36 | Medical (M5) | Bolt and nut M4 | D | 1.23 | - | 2.2 | - | 3.3 | 8.5 | 810 g | MB | 4 | 5500.2617.06 |
| 1 | Medical (M5) | Quick connect terminal 6.3 x 0.8 mm | F | 22 | 0.49 | 0.33 | - | 1200 | 2.4 | 180 g | MC | 10 | 5500.2620.04 |
| 3 | Medical (M5) | Quick connect terminal 6.3 x 0.8 mm | F | 9.8 | 0.16 | 0.47 | - | 194 | 3.5 | 240 g | MD | 10 | 5500.2621.04 |
| 6 | Medical (M5) | Quick connect terminal 6.3 x 0.8 mm | F | 7.8 | 0.11 | 1 | - | 60 | 4.3 | 400 g | ME | 5 | 5500.2622.04 |
| 10 | Medical (M5) | Quick connect terminal 6.3 x 0.8 mm | F | 4.5 | 0.06 | 1 | - | 21 | 4.2 | 645 g | MB | 4 | 5500.2623.04 |
| 12 | Medical (M5) | Quick connect terminal 6.3 x 0.8 mm | F | 3.25 | 0.05 | 1 | - | 14.6 | 4.2 | 695 g | MB | 4 | 5500.2624.04 |
| 16 | Medical (M5) | Quick connect terminal 6.3 x 0.8 mm | F | 2.8 | 0.043 | 1 | - | 13.7 | 7 | 950 g | MF | 3 | 5500.2625.04 |
| 1 | Medical (M80) | Quick connect terminal 6.3 x 0.8 mm | C | 12 | - | 0.22 | 0.47 | 945 | 1.9 | 125 g | 09 | 15 | 5500.2600.07 |
| 3 | Medical (M80) | Quick connect terminal 6.3 x 0.8 mm | C | 2.5 | - | 0.22 | 0.47 | 120 | 2.2 | 130 g | 09 | 15 | 5500.2601.07 |
| 6 | Medical (M80) | Quick connect terminal 6.3 x 0.8 mm | C | 0.97 | - | 0.22 | 0.47 | 26.2 | 1.9 | 130 g | 09 | 15 | 5500.2602.07 |
| 10 | Medical (M80) | Quick connect terminal 6.3 x 0.8 mm | C | 0.8 | - | 0.47 | 0.47 | 12.9 | 2.6 | 200 g | MC | 10 | 5500.2603.07 |
| 12 | Medical (M80) | Quick connect terminal 6.3 x 0.8 mm | C | 0.58 | - | 0.47 | 0.47 | 10.1 | 2.9 | 200 g | MC | 10 | 5500.2604.07 |
| 16 | Medical (M80) | Quick connect terminal 6.3 x 0.8 mm | C | 0.65 | - | 0.33 | 0.47 | 8 | 4.1 | 265 g | MD | 10 | 5500.2605.07 |
| 20 | Medical (M80) | Quick connect terminal 6.3 x 0.8 mm | C | 0.6 | - | 1 | 0.47 | 4.6 | 3.7 | 390 g | ME | 5 | 5500.2606.07 |
| 30 | Medical (M80) | Bolt and nut M4 | C | 0.6 | - | 1 | 0.47 | 2.5 | 4.5 | 855 g | MF | 3 | 5500.2607.09 |
| 1 | Medical (M80) | Quick connect terminal 6.3 x 0.8 mm | D | 22 | - | 0.33 | 0.47 | 1320 | 2.7 | 165 g | MC | 10 | 5500.2610.07 |

| Rated current | Filter-Type | Terminal | Design | L | L1 | Cx | Cy | Ri | Power Loss | Weight | Housing | Packaging | Order Number |
|---------------|---------------|-------------------------------------|--------|------|-------|------|------|------|------------|--------|---------|-----------|--------------|
| [A] | | | | [mH] | [mH] | [μF] | [nF] | [mΩ] | [W] | [g] | | [ST] | |
| 3 | Medical (M80) | Quick connect terminal 6.3 x 0.8 mm | D | 9.8 | - | 0.47 | 0.47 | 226 | 4.1 | 225 g | MD | 10 | 5500.2611.07 |
| 6 | Medical (M80) | Quick connect terminal 6.3 x 0.8 mm | D | 7.8 | - | 1 | 0.47 | 55.4 | 4 | 350 g | ME | 5 | 5500.2612.07 |
| 10 | Medical (M80) | Quick connect terminal 6.3 x 0.8 mm | D | 4.5 | - | 1 | 0.47 | 23.6 | 4.7 | 625 g | MB | 4 | 5500.2613.07 |
| 12 | Medical (M80) | Quick connect terminal 6.3 x 0.8 mm | D | 3.25 | - | 1 | 0.47 | 16 | 4.6 | 630 g | MB | 4 | 5500.2614.07 |
| 16 | Medical (M80) | Quick connect terminal 6.3 x 0.8 mm | D | 2.8 | - | 1 | 0.47 | 10.9 | 5.6 | 826 g | MF | 3 | 5500.2615.07 |
| 25 | Medical (M80) | Bolt and nut M4 | D | 2.0 | - | 2.2 | 0.47 | 4.8 | 6 | 830 g | MB | 4 | 5500.2616.09 |
| 36 | Medical (M80) | Bolt and nut M4 | D | 1.23 | - | 2.2 | 0.47 | 3.3 | 8.5 | 810 g | MB | 4 | 5500.2617.09 |
| 1 | Medical (M80) | Quick connect terminal 6.3 x 0.8 mm | F | 22 | 0.49 | 0.33 | 0.47 | 1200 | 2.4 | 180 g | MC | 10 | 5500.2620.07 |
| 3 | Medical (M80) | Quick connect terminal 6.3 x 0.8 mm | F | 9.8 | 0.16 | 0.47 | 0.47 | 194 | 3.5 | 240 g | MD | 10 | 5500.2621.07 |
| 6 | Medical (M80) | Quick connect terminal 6.3 x 0.8 mm | F | 7.8 | 0.11 | 1 | 0.47 | 60 | 4.3 | 400 g | ME | 5 | 5500.2622.07 |
| 10 | Medical (M80) | Quick connect terminal 6.3 x 0.8 mm | F | 4.5 | 0.06 | 1 | 0.47 | 21 | 4.2 | 645 g | MB | 4 | 5500.2623.07 |
| 12 | Medical (M80) | Quick connect terminal 6.3 x 0.8 mm | F | 3.25 | 0.05 | 1 | 0.47 | 14.6 | 4.2 | 695 g | MB | 4 | 5500.2624.07 |
| 16 | Medical (M80) | Quick connect terminal 6.3 x 0.8 mm | F | 2.8 | 0.043 | 1 | 0.47 | 13.7 | 7 | 950 g | MF | 3 | 5500.2625.07 |

Most Popular.

Availability for all products can be searched real-time: <https://www.schurter.com/en/Stock-Check/Stock-Check-SCHURTER>

- Designs C) High symmetrical and asymmetrical noise attenuation
- D) Excellent high frequency noise attenuation
- F) Excellent low frequency noise attenuation

25A and 36A medical filter M5 and M80, are only suitable for medical equipment intended for permanently connection to the mains.

Accessories

Description



[DIN_Rail_Kit](#)
 Mounting accessory for compact 1- and 3-phase filters