

Load feeder fuseless, Reversing duty 400 V AC, Size S00 10.0...16.0 A  
230 V AC Spring-type terminal for installation on standard mounting rail  
Type of coordination 1, I<sub>q</sub> = 150 kA 1 NC (contactor)

<b>product brand name</b>	SIRIUS
<b>product designation</b>	Reversing starter
<b>design of the product</b>	for standard rail or screw mounting
<b>product type designation</b>	3RA22
<b>manufacturer's article number</b>	
<ul style="list-style-type: none"> <li>• of the supplied contactor</li> <li>• of the supplied circuit-breakers</li> <li>• of the supplied link module</li> </ul>	<a href="#">3RT2018-2AP02</a> <a href="#">3RV2011-4AA20</a> <a href="#">3RA2911-2AA00</a>
<b>General technical data</b>	
<b>size of the circuit-breaker</b>	S00
<b>size of load feeder</b>	S00
insulation voltage with degree of pollution 3 at AC rated value	690 V
<b>surge voltage resistance rated value</b>	6 kV
<b>degree of protection NEMA rating</b>	other
shock resistance according to IEC 60068-2-27	6g / 11 ms
mechanical service life (switching cycles) of contactor typical	30 000 000
<b>type of assignment</b>	1
<b>type of protection according to ATEX directive 2014/34/EU</b>	Ex II (2) GD
certificate of suitability according to ATEX directive 2014/34/EU	DMT 02 ATEX F 001
<b>Substance Prohibition (Date)</b>	10/01/2009
<b>Ambient conditions</b>	
<b>ambient temperature</b>	
<ul style="list-style-type: none"> <li>• during operation</li> <li>• during storage</li> <li>• during transport</li> </ul>	-20 ... +60 °C -50 ... +80 °C -50 ... +80 °C
<b>temperature compensation</b>	-20 ... +60 °C
relative humidity during operation	10 ... 95 %
<b>Main circuit</b>	
<b>number of poles for main current circuit</b>	3
<b>design of the switching contact</b>	electromechanical
<b>adjustable current response value current of the current-dependent overload release</b>	10 ... 16 A
<b>operating voltage</b>	
<ul style="list-style-type: none"> <li>• rated value</li> <li>• at AC-3 rated value maximum</li> </ul>	690 V 690 V
<b>operating frequency rated value</b>	50 ... 60 Hz

operational current at AC-3 at 400 V rated value	15.5 A
operating power at AC-3	
• at 400 V rated value	7 500 W
<b>Control circuit/ Control</b>	
<b>type of voltage of the control supply voltage</b>	AC
<b>control supply voltage at AC</b>	
• at 50 Hz rated value	230 V
• at 50 Hz rated value	230 ... 230 V
• at 60 Hz rated value	230 V
• at 60 Hz rated value	230 ... 230 V
<b>apparent holding power of magnet coil at AC</b>	5.7 VA
<b>Auxiliary circuit</b>	
<b>product extension auxiliary switch</b>	Yes
<b>Protective and monitoring functions</b>	
<b>trip class</b>	CLASS 10
<b>design of the overload release</b>	thermal (bimetallic)
<b>UL/CSA ratings</b>	
<b>full-load current (FLA) for 3-phase AC motor</b>	
• at 480 V rated value	14 A
<b>yielded mechanical performance [hp]</b>	
• for 3-phase AC motor	
— at 220/230 V rated value	5 hp
— at 460/480 V rated value	10 hp
— at 575/600 V rated value	10 hp
<b>Short-circuit protection</b>	
<b>product function short circuit protection</b>	Yes
<b>design of the short-circuit trip</b>	magnetic
<b>conditional short-circuit current (I<sub>q</sub>)</b>	
• at 400 V according to IEC 60947-4-1 rated value	150 000 A
<b>Installation/ mounting/ dimensions</b>	
<b>mounting position</b>	vertical
<b>fastening method</b>	screw and snap-on mounting onto 35 mm standard mounting rail
<b>height</b>	204 mm
<b>width</b>	90 mm
<b>depth</b>	97 mm
<b>required spacing</b>	
• for grounded parts	
— forwards	32 mm
— backwards	0 mm
— upwards	50 mm
— at the side	10 mm
— downwards	10 mm
• for live parts	
— forwards	32 mm
— backwards	0 mm
— upwards	50 mm
— downwards	10 mm
— at the side	10 mm
<b>Connections/ Terminals</b>	
<b>type of electrical connection</b>	
• for main current circuit	spring-loaded terminals
• for auxiliary and control circuit	spring-loaded terminals
<b>Safety related data</b>	
B10 value with high demand rate according to SN 31920	1 000 000
<b>proportion of dangerous failures</b>	
• with high demand rate according to SN 31920	73 %
<b>touch protection on the front according to IEC 60529</b>	finger-safe, for vertical contact from the front
<b>Communication/ Protocol</b>	
<b>protocol is supported</b>	


- PROFINET IO protocol
- PROFIsafe protocol

No  
No  
No

protocol is supported AS-Interface protocol

### Certificates/ approvals

General Product Approval	For use in hazardous locations	Declaration of Conformity
 <a href="#">Confirmation</a>		  

Declaration of Conformity	Test Certificates	Marine / Shipping
 <p>EG-Konf.</p>	<a href="#">Type Test Certificates/Test Report</a>	<a href="#">Special Test Certificate</a>



Marine / Shipping	other	Railway
   	<a href="#">Confirmation</a>	<a href="#">Vibration and Shock</a>

### Further information

Information- and Downloadcenter (Catalogs, Brochures,...)

<https://www.siemens.com/ic10>

Industry Mall (Online ordering system)

<https://mall.industry.siemens.com/mall/en/en/Catalog/product?mlfb=3RA2210-4AE18-2AP0>

Cax online generator

<http://support.automation.siemens.com/WW/CAXorder/default.aspx?lang=en&mlfb=3RA2210-4AE18-2AP0>

Service&Support (Manuals, Certificates, Characteristics, FAQs,...)

<https://support.industry.siemens.com/cs/ww/en/ps/3RA2210-4AE18-2AP0>

Image database (product images, 2D dimension drawings, 3D models, device circuit diagrams, EPLAN macros, ...)

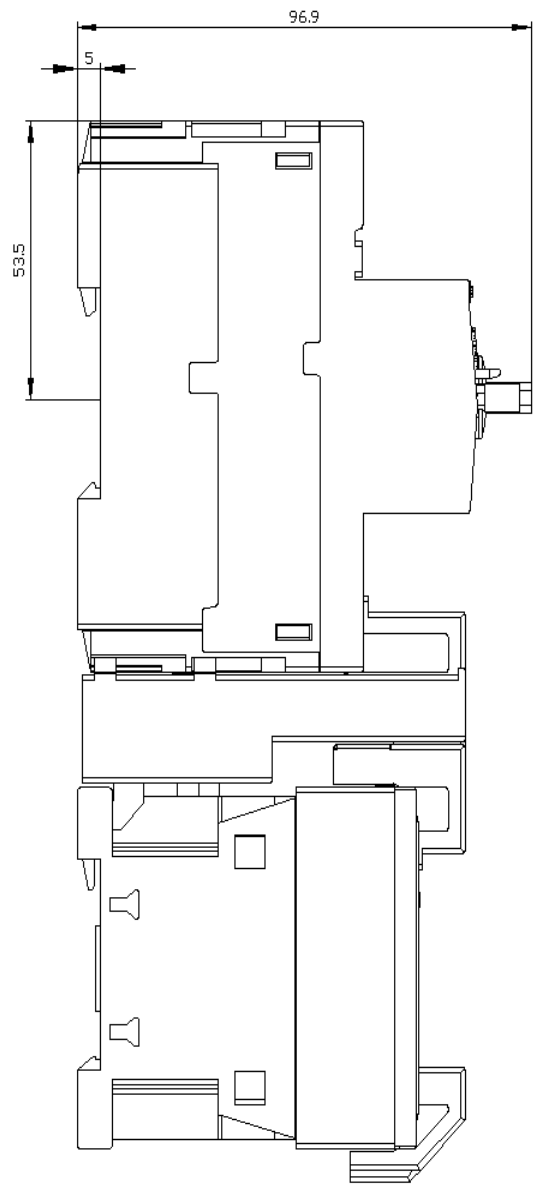
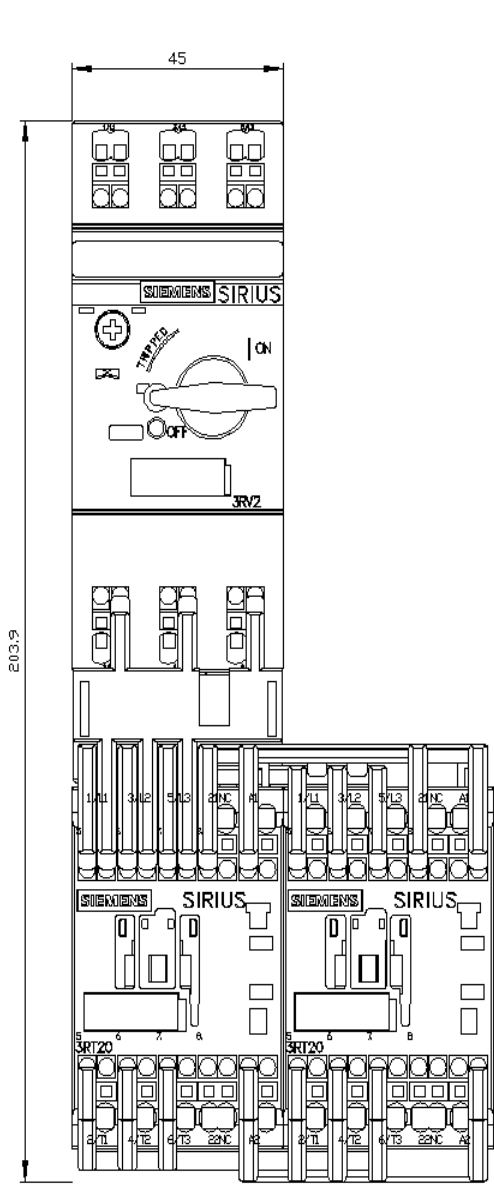
[http://www.automation.siemens.com/bilddb/cax\\_de.aspx?mlfb=3RA2210-4AE18-2AP0&lang=en](http://www.automation.siemens.com/bilddb/cax_de.aspx?mlfb=3RA2210-4AE18-2AP0&lang=en)

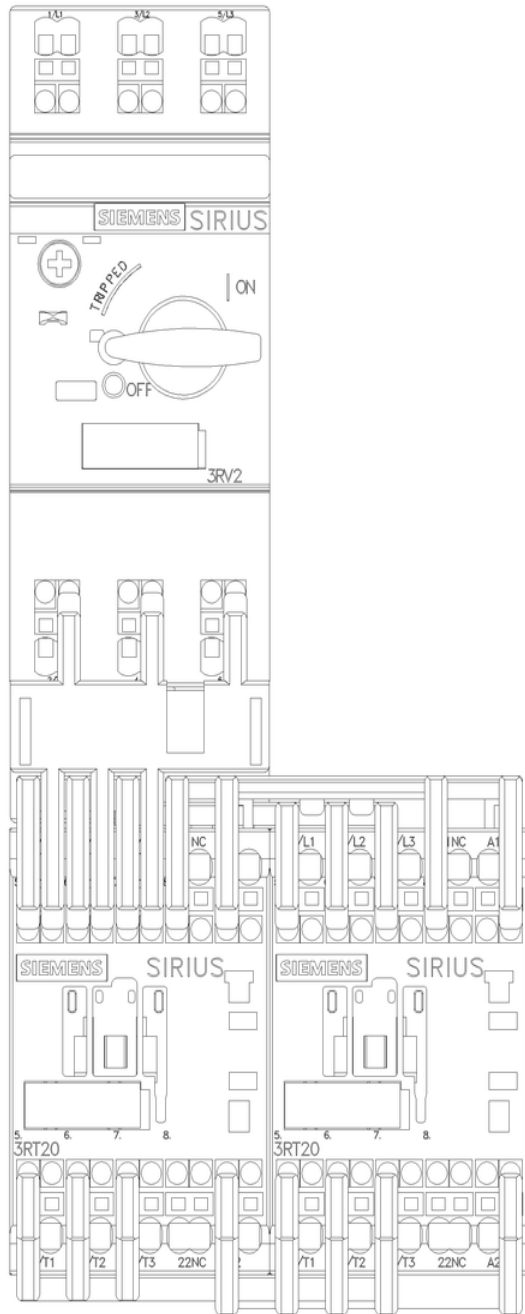
Characteristic: Tripping characteristics, I<sup>2</sup>t, Let-through current

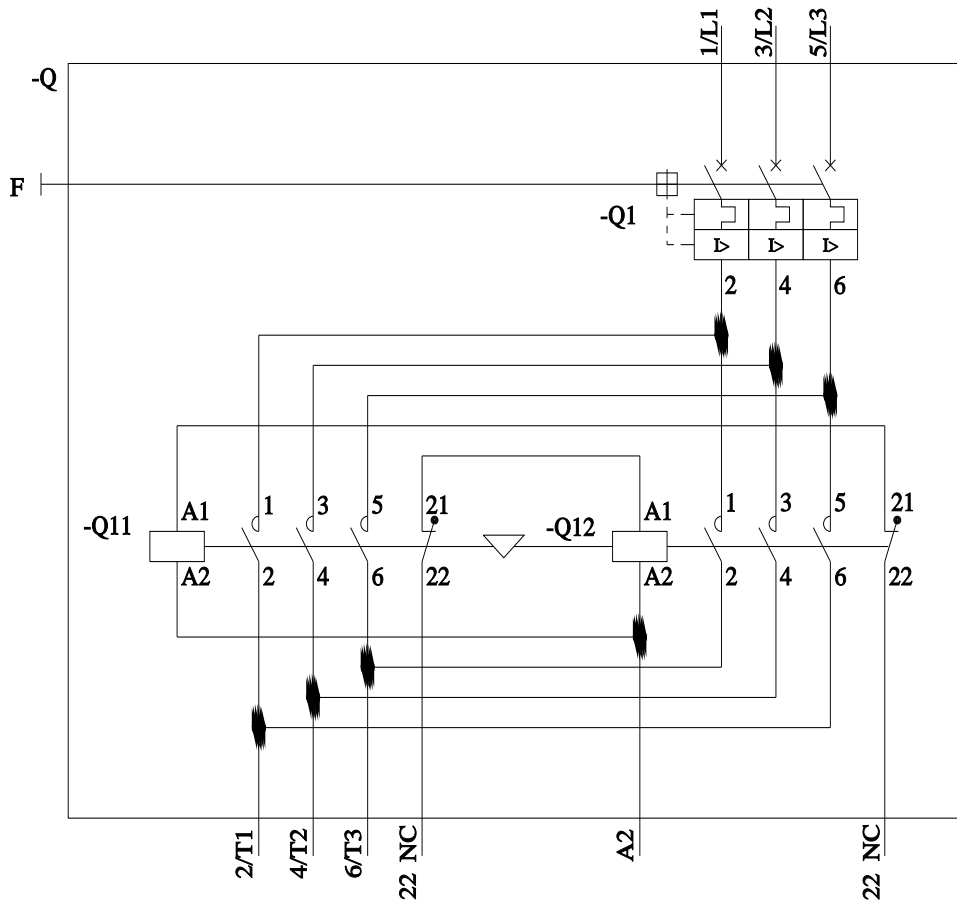
<https://support.industry.siemens.com/cs/ww/en/ps/3RA2210-4AE18-2AP0/char>

Further characteristics (e.g. electrical endurance, switching frequency)

<http://www.automation.siemens.com/bilddb/index.aspx?view=Search&mlfb=3RA2210-4AE18-2AP0&objecttype=14&gridview=view1>







last modified:

2/16/2022 