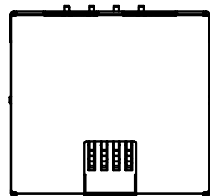
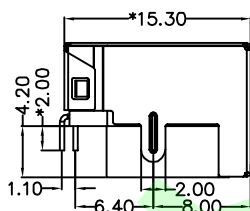


REACH & RoHS  
COMPLIANT

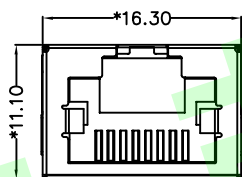
REV.	ECN / DESCRIPTION	BY	DATE
A0	NEW	ZG.HU	2018.05.10



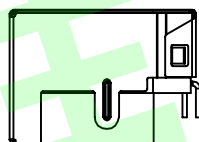
TOP VIEW



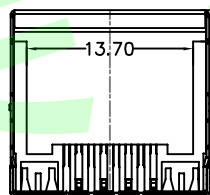
LEFT SIDE VIEW



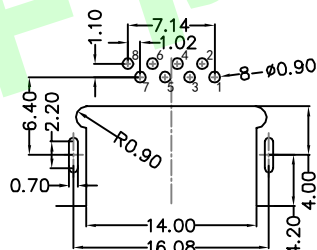
FRONT VIEW



RIGHT SIDE VIEW



BOTTOM VIEW



RECOMMENDED PCB LAYOUT  
VIEWED FROM COMPONENT SIDE

**MATERIAL:**

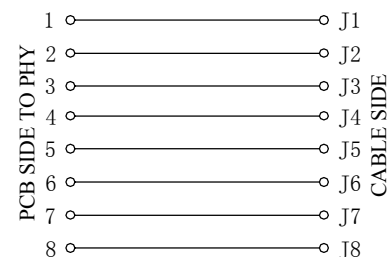
HOUSING: LCP,UL94V-0,BLACK.  
TERMINAL: PHOSPHOR BRONZE T=0.35MM,  
0.5U" GOLD PLATING ON CONTACT AREA.  
SHIELD: C2680,T=0.20MM,20~50U" MIN NICKEL PLATING  
ON ALL AREA.

**MECHANICAL:**

DURABILITY: 750 CYCLES MIN,12.5MM/MINUTE.  
INSERTION FORCE: 2.2KG.F MAX.  
RETENTION STRENGTH : 7.7KG.F BETWEEN JACK AND PLUG.  
OPERATING TEMPERATURE: -40°C~+85°C.  
STORAGE TEMPERATURE: -40°C~+85°C.  
ALL CRITICAL DIMENSIONS WITH ""

**ELECTRICAL:**

VOLTAGE: 125 VOLTS AC.  
CURRENT RATING : 1.5AMP.  
DIELECTRIC STRENGTH: 1000 VAC RMS 50HZ OR 60HZ,1MIN.  
INSULATION RESISTANCE: 500 MEGA OHMS MIN. INITIAL  
AFTER 500V DC FOR 1 MINUTE.  
CONTACT RESISTANCE: SINGLE TERMINAL 30 MILLIOHMS MAX.  
INITIAL 50 MILLIOHMS MAX. AFTER  
DURABILITY TEST.



东莞市美韩电子科技有限公司

Dongguan Usakro Electronic Technology Co., Ltd.

Tel : 0769-87869902

http://www.usakro.com

TITLE: RJ45 沉板4.2 DIP带屏蔽无灯	SIZE A4	UNITS MM[INCH]	GENERAL TOLERANCES UNLESS SPECIFIED		APPROVED BY: JP.Gong
PART NO.: DGUKCB421188GWW6DB1075	SACLE 1:1	REV A0	x±0.35	x°±3.0°	CHECKED BY: TW.Xu
REMARK:	SHEET 1/1		.xx±0.25	.xx°±1.5°	DESIGND BY: ZG.Hu
			.xxx±0.10	.xxx°±1.0°	