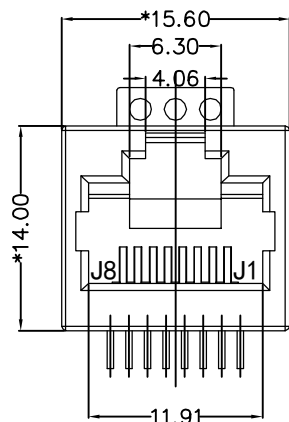


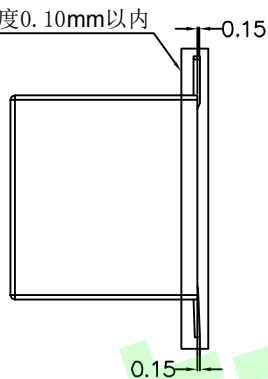
REACH & RoHS
COMPLIANT

REV.	ECN / DESCRIPTION	BY	DATE
A0	NEW	MQ.QU	2017.11.17

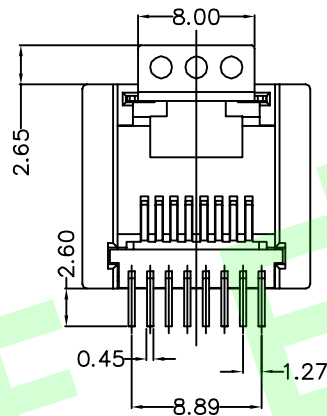


FRONT VIEW

共面度0.10mm以内



RIGHT SIDE VIEW



BOTTOM VIEW

MATERIAL:

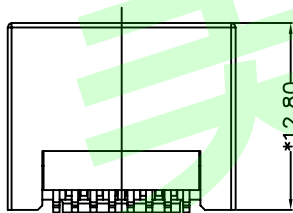
HOUSING: LCP, UL94V-0, BLACK.
TERMINAL: PHOSPHOR BRONZE T=0.35MM,
3U" GOLD PLATING ON CONTACT AREA.

MACHANICAL:

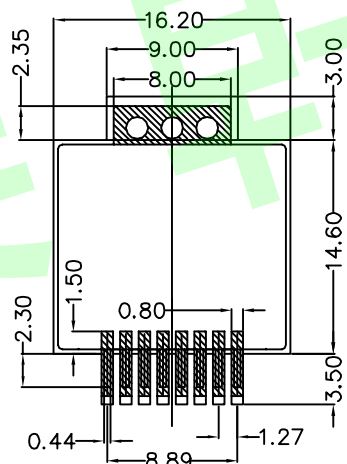
DURABILITY: 750 CYCLES MIN, 12.5MM/MINUTE.
INSERTION FORCE: 2.2KG.F MAX.
RETENTION STRENGTH: 7.7KG.F BETWEEN JACK AND PLUG.
OPERATING TEMPERATURE: -40°C~+85°C.
STORAGE TEMPERATURE: -40°C~+85°C.
ALL CRITICAL DIMENSIONS WITH "*"

ELECTRICAL:

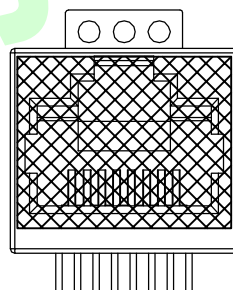
VOLTAGE: 125 VOLTS AC.
CURRENT RATING: 1.5AMP.
DIELECTRIC STRENGTH: 1000 VAC RMS 50HZ OR 60HZ, 1MIN.
INSULATION RESISTANCE: 500 MEGA OHMS MIN. INITIAL
AFTER 500V DC FOR 1 MINUTE.
CONTACT RESISTANCE: SINGLE TERMINAL 30 MILLIOHMS MAX.
INITIAL 50 MILLIOHMS MAX. AFTER
DURABILITY TEST.



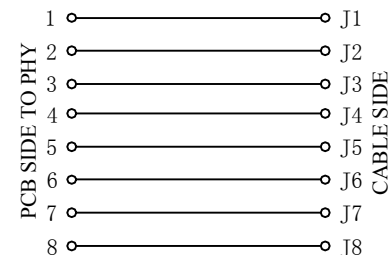
BOTTOM VIEW



RECOMMENDED PCB LAYOUT
VIEWED FROM COMPONENT SIDE



贴麦拉图示



东莞市美韩电子科技有限公司

Dongguan Usakro Electronic Technology Co., Ltd.

Tel : 0769-87869902

http://www.usakro.com

TITLE: 52F 180° SMT 贴麦拉	SIZE A4	UNITS MM[INCH]	GENERAL TOLERANCES UNLESS SPECIFIED		APPROVED BY: JP.Gong
PART NO.: DGUK52D1188IWW6SB3009	SACLE 1:1	REV A0	x±0.35	x°±3.0°	CHECKED BY: TW.Xu
			.x±0.30	.x°±2.0°	
REMARK:	SHEET 1/1		.xx±0.25	.xx°±1.5°	DESIGND BY: ZG.Hu
			.xxx±0.10	.xxx°±1.0°	