

电位器规格书

SPECIFICATIONS

适用型号: R161G双联系列

APPLICABLE MODELS: R161G Dual Unit Series

一 构造 CONSTRUCTION

外观 各部应良好无锈蚀、裂痕、电镀不良现象

APPEARANCE: Evry Part Should Be Finished Not To Exis Rust Flaw Crack And Plating Fail

二 机械的性能 (Mechanical characteristics)

项目(ITEMS)	规格(SPECIFICATION)
全回转角度:Total rotational angle	300°±5°
回转力矩: Rotational torque	20~100gf.cm(旋转速度60°/每秒)
回转止动强度: Rotational stopper strength	≥6kgf.cm
轴押引强度: Push-pull strength	≥7Kgf.max.
轴摇晃度: Shaft wobble	0.7×L/30mm p-p max
轴套螺丝固定强度:Bushing mount Strength	5kgf.cm(适用带轴套产品)

以下适用带定位产品

软定位数: Numder of click	0 C
定位推动力: Click sliout force	30~250gf.cm

三 电气的性能(Electrical characteristics)

项目(ITEMS)	规格(SPECIFICATION)
全阻抗值: Total resistance	20 KΩ
全阻抗值容许差: Total resistance tolerane	± 20%
残留阻值: Residual resistance	R1-2 ≤ 20Ω R2-3 ≤ 20 Ω
抵抗变化特性: Resistance taper	3B 线性
定格电力: Ratings power	B taper 0.1W / other taper 0.05W
最高使用电压: Maximum operating voltage	B taper 150V AC/other taper 20V DC
滑动杂音:Slider noise	≤100mv
相互偏差:Gang error	±3dB Max.(-40~0dB)
绝缘抵抗:Insulation resistance	100MΩ min.at 500V DC
耐电压:Voltage proof	1 minute at 500V AC
回转寿命:Rotational life	≥10,000 cycles

四 使用储存条件(The use of storage conditions)

工作温度:Work temperature	-10℃~+70℃
储存温度:Storage temperature	-25℃~+75℃
保管条件:Storage conditious	产品需储存在原始包装,以保持常温常湿,避免阳光直射,远离任何腐蚀性气体; 产品应尽快完全使用完,建议最慢不要超过交货后6个月.产品经拆封后,全部数量要尽快使用完,不使用产品应重新包装.

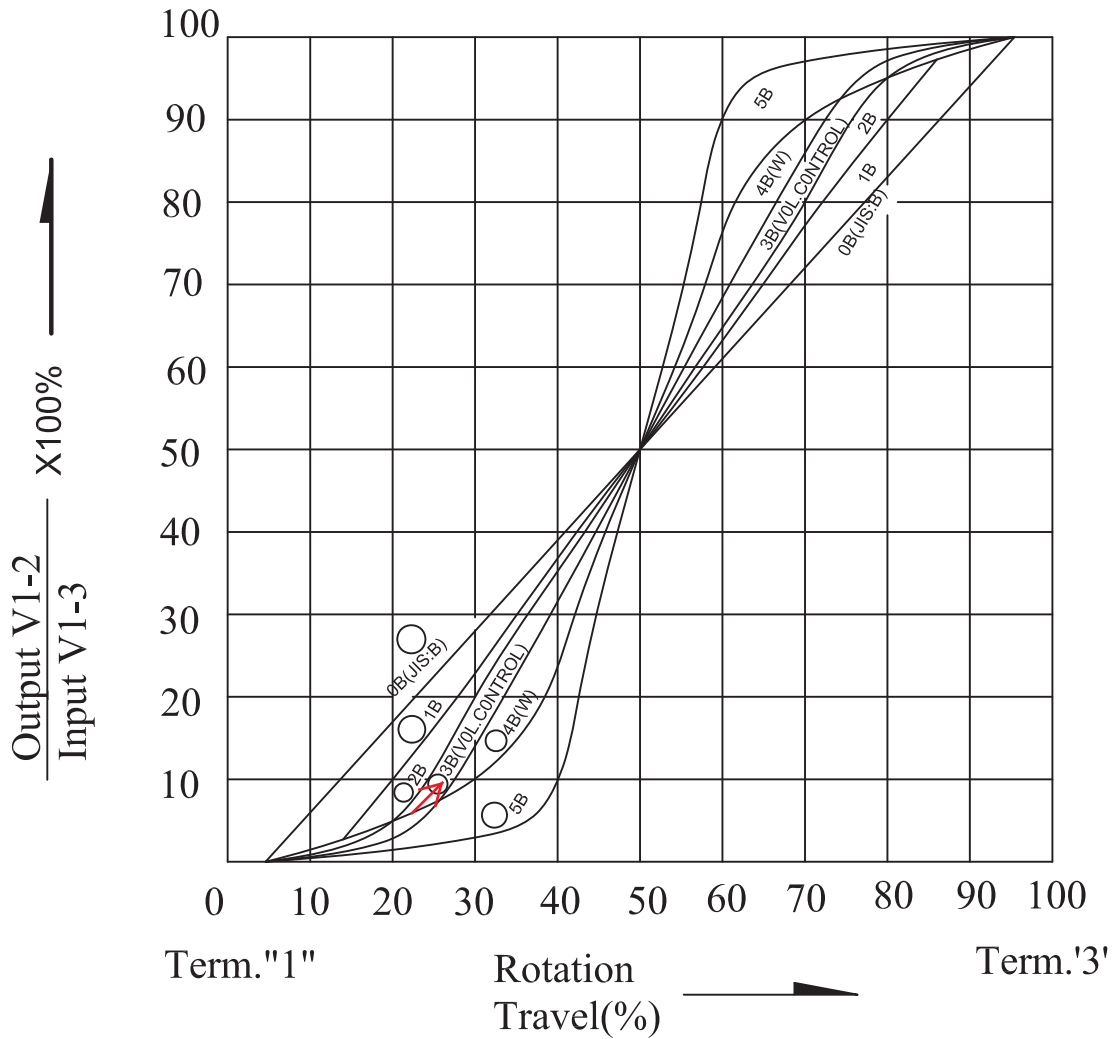
盐雾试验:Salt Misl

8H

<p>东莞市长泰尔电子有限公司 DONG GUAN CHANG TAI ER ELECTRONIC. LTD.</p>	制作 Approved	审核 Examine	批准 Approve

标准阻值输出变化特性曲线B

TAPERS (B) SERIES



线性与阻值比率关系

Linear relationship with the resistance ratio

Type		JIS	Test point and output voltage proportion (%)							
			10	20	30	50	60	70	80	90
B	0B	B	---	---	---	42-58	---	---	---	---
	1B	---	0.2-4	---	---		---	---	---	96-99.8
	2B	---	---	2-10	---		---	---	90-98	---
	3B	---	---	1-7	---		---	---	93-99	---
	4B	W	---	---	5-15		---	85-95	---	---
	5B	---	---	---	1-7		---	93-99	---	---

涂覆		单位	mm	未注公差	LESS THAN 10	±0.3
日期		材料			ABOVE 10 LESS THAN 30	±0.5
改图		比例	2:1		ABOVE 30	±1.0
变更内容					ANGLE	±5°

型号	R-CURVE-B(阻值变化特性曲线)					
----	---------------------	--	--	--	--	--

东莞市长泰尔电子有限公司 DONG GUAN CHANG TAI ER ELECTRONIC. LTD.	制作 Approved	审核 Examine	批准 Approve
	工程部 2019.07.09 谢敏	工程部 2019.07.09 喻钊	工程部 2019.07.09 彭先炎

电位器无铅焊锡规格书

Potentiometer lead-free solder specifications

以下焊锡条件电位器置於单层1.6mm厚度之印刷电路板

Soldering conditions potentiometer placed in the following 1.6mm thickness of single layer printed circuit board

1.手工焊锡条件:

For manual soldering

操作温度最高350℃，操作时间3秒以内。

To be performed within 3 seconds at 350℃ or below.

2.自动或半自动机台焊锡条件:

For automated or semi-automated soldering equipments:

2.1使用发泡式且比重0.82以上的助焊剂，发泡高度以印刷电路板厚度一半为标准，且助焊剂不能流入电位器基板表面及印刷电路板表面

The use of foam-type and flux ratio above 0.82, foam height to half the thickness of the printed circuit board as a standard, and the flux can not flow potentiometer substrate surface and the surface of the printed circuit board

2.2预热时间不超过两分钟，焊锡接面(即电路板底)最高预热温度不超过100℃

Warm-up time of no more than two minutes, solder junction (ie, circuit board at the end of) the maximum preheat temperature does not exceed 100 °C

2.3焊锡过程机台设定温度在260℃以下，4秒以内

Soldering process machine set the temperature below 260 °C, 4 seconds or less

3.若电位器为带定位点的产品，请将主轴或推柄先调整至其中一个档位上才可以进行焊锡作业

If the potentiometer with anchor points for the product, please adjust the spindle or push handle to one of the first and only on a stall can be solder operation

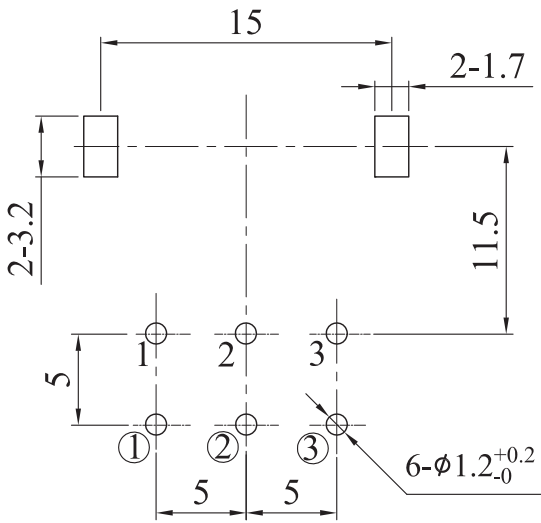
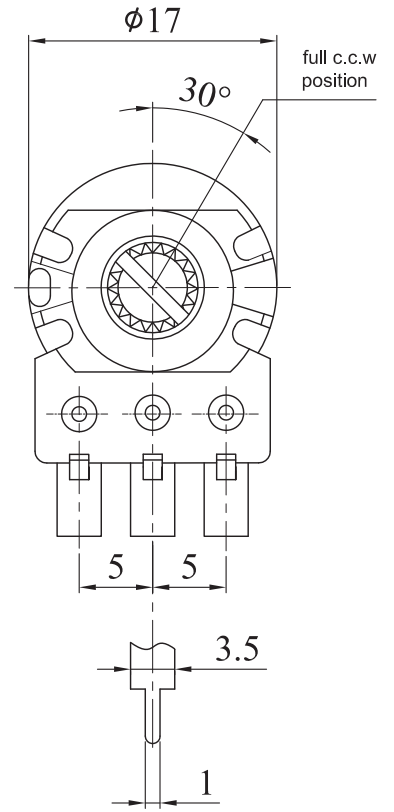
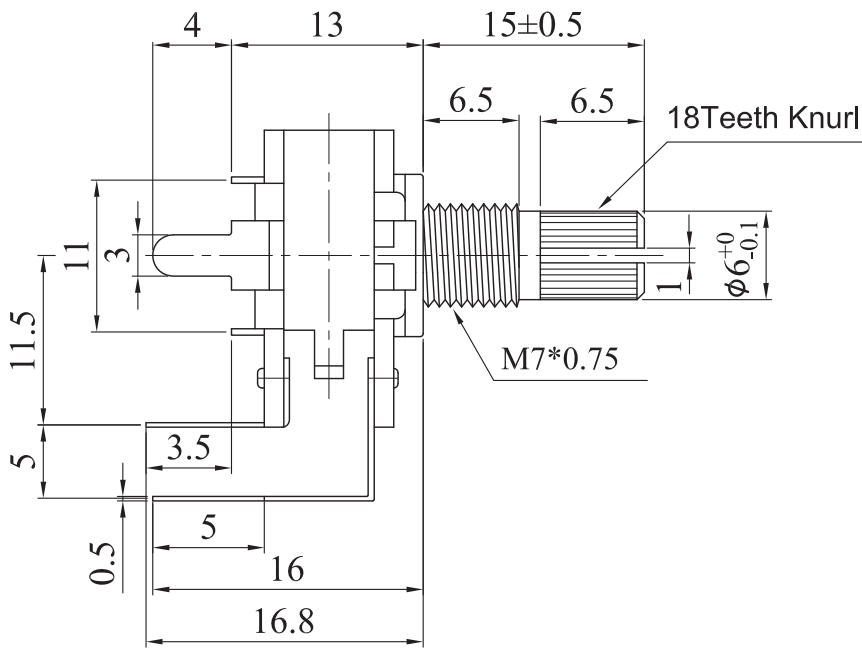
4.手工焊锡、自动或半自动机台焊锡不得超过一回。

Hand-soldering, automatic or semi-automatic solder machine shall not be more than one back.

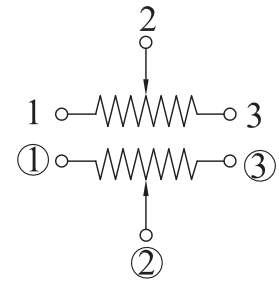
备注:此项焊锡温度条件不适用於回流焊接作业设备。

Note: This solder reflow temperature conditions do not apply to operating equipment.

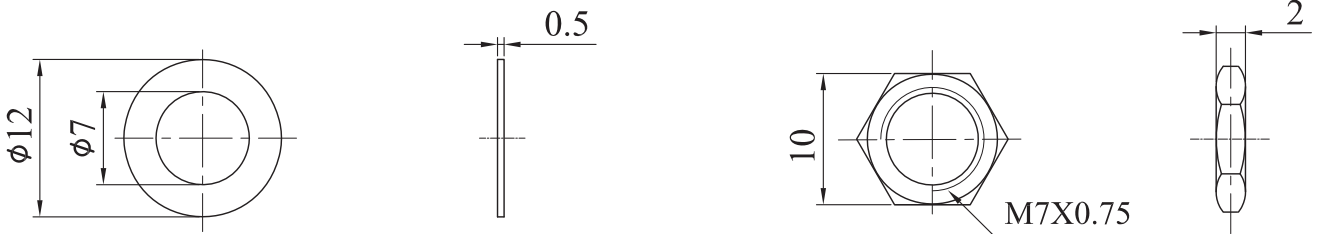
东莞市长泰尔电子有限公司 DONG GUAN CHANG TAI ER ELECTRONIC, LTD.	制作 Approved	审核 Examine	批准 Approve
	工程部 2019.07.09 谢敏	工程部 2019.07.09 喻钊	工程部 2019.07.09 彭先炎



Mounting hole detail



CIRCUIT:G



记号	日期	变更内容	改图	单位	mm	未注公差	LESS THAN 10	±0.1
				比例	2:1		ABOVE 10 LESS THAN 30	±0.2
				材料	—		ABOVE 30	±0.5
				处理	—		ANGLE	±5°
名称		电位器		型号		R16156G0-KA15D6.5-B203-000		

东莞市长泰尔电子有限公司

DONG GUAN CHANG TAI ER ELECTRONIC, LTD.

制作
Approved

审核
Examine

批准
Approve

工程部
2019.07.09
谢敏

工程部
2019.07.09
喻钊

工程部
2019.07.09
彭先炎