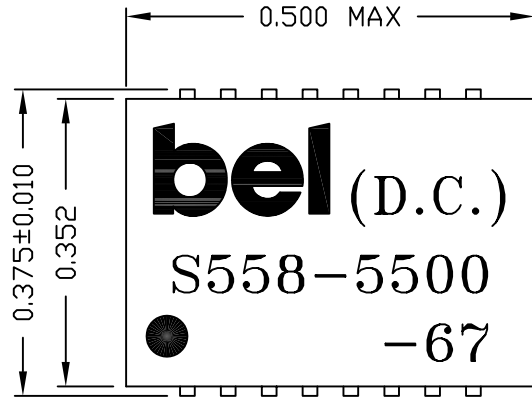
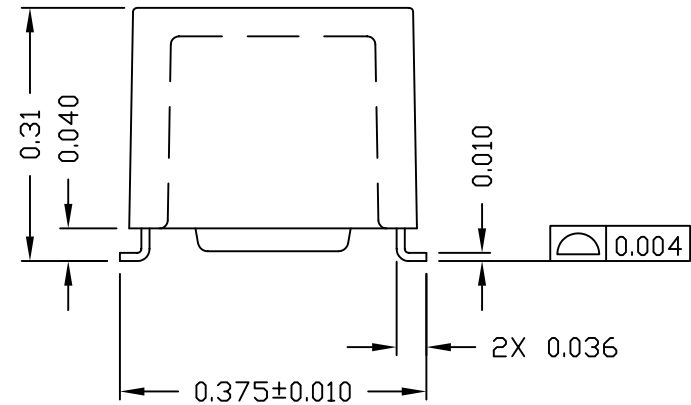
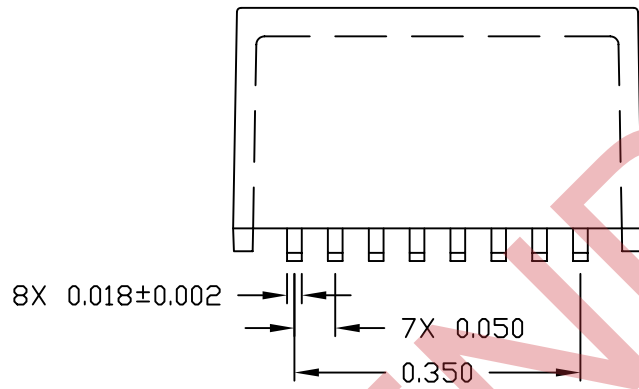
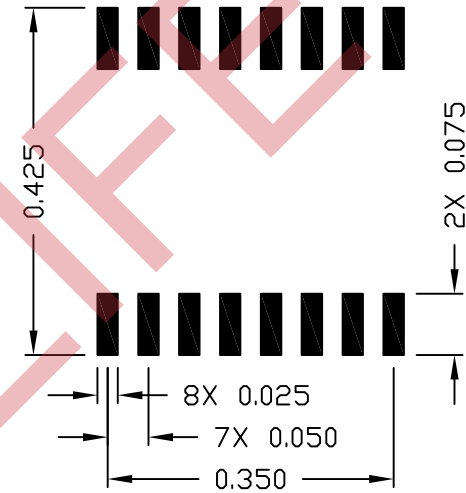


THE INFORMATION CONTAINED HEREIN IS CONSIDERED "PROPRIETARY" TO BEL FUSE INC. AND SHALL NOT BE COPIED, REPRODUCED OR DISCLOSED WITHOUT THE WRITTEN APPROVAL OF BEL FUSE INC.



SUGGESTED PCB PAD LAYOUT



NOTES :

1. STANDARD MARKING REFER TO DOC-HAND-WORK-04
2. PACKAGE CODE : "RPS002"

ORIGINATED BY		DATE	TITLE	PART NO. / DRAWING NO.	STANDARD DIM. [] METRIC DIM. AS REF.		REV. : B	PAGE : 3
Lawrence Tsang		2015-05-19	MECHANICAL OUTLINE	S558-5500-67	TOL. IN INCH		UNIT : INCH [mm]	
DRAWN BY		DATE		FILE NAME	.X		SCALE : N/A	
ZC Guo		2015-05-19		S558550067B.DWG	.XX ±0.01		SIZE : A4	
					.XXX ±0.005			

