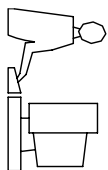
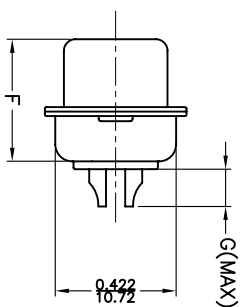
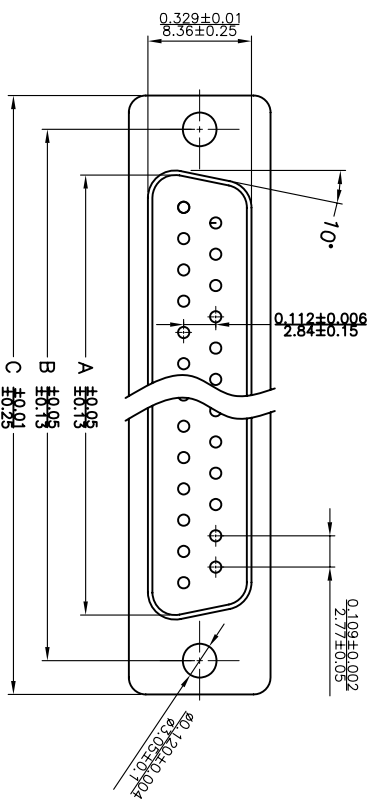


THIS IS A CAD GENERATED DRAWING  
 DID NOT MAKE MANUAL REVISIONS TO MASTER.



\* UNLESS OTHERWISE SPECIFIED TOLERANCES  
 ON DECIMAL IS: .XX ± 0.35  
 UNIT: MM



**Material & Finish**  
 Shell:  
 Steel  
 Nickel or Tin plated  
 Pin Contact:  
 Brass  
 Gold plated over nickel

**Insulator:**  
 PBT glass-fiber reinforced UL 94-V0

**Number of contact:**  
 9, 15, 25, 37, 50

**Current rating:** 5 amp

**Dielectric strength:**  
 1000V for one minute

**Insulator resistance:**  
 1000MΩ Min at 500V DC

**Temperature:** -55°C ~ 105°C

MATING FACE

ITEM NO	A	B	C	D	E	F	G	H
MHDM9SP	16.92(0.666)	24.99(0.984)	30.81(1.213)	19.23(0.757)	1.0(0.0394)	10.8(0.425)	2.7(0.106)	5.84(0.23)
MHDM15SP	25.25(0.994)	33.32(1.312)	39.14(1.541)	27.56(1.085)	1.0(0.0394)	10.8(0.425)	2.7(0.106)	5.84(0.23)
MHDM25SP	38.96(1.534)	47.04(1.852)	53.04(2.088)	41.30(1.625)	1.0(0.0394)	10.8(0.425)	2.7(0.106)	5.84(0.23)
MHDM37SP	55.42(2.182)	63.50(2.500)	69.32(2.729)	57.71(2.272)	1.0(0.0394)	10.8(0.425)	2.7(0.106)	5.84(0.23)
MHDM50SP	52.86(2.081)	61.11(2.406)	66.92(2.634)	55.30(2.177)	1.0(0.0394)	10.8(0.425)	2.7(0.106)	5.84(0.23)

THESE DRAWINGS AND SPECIFICATIONS ARE THE  
 PROPERTY OF MH CONNECTORS LTD. AND SHALL NOT  
 BE REPRODUCED, COPIED OR USED AS THE BASIS FOR  
 THE MANUFACTURE OR SALE OF APPARATUS WITHOUT  
 WRITTEN PERMISSION.

DRAWN Johnny	DATE 07-24-12
APPROVED	DATE



THIS SERIES FULLY CONFORMS TO THE  
 EUROPEAN UNION DIRECTIVES 2002/95/EC  
 AND 2002/96/EC FOR ROHS COMPLIANCY.



MH CONNECTORS LTD.

SCALE 1:1	SHEET OF 1 DF 1	REV: 1.0
DRAWING No MHDM SP		