


疊層片式高頻電感 MULTILAYER CHIP RF INDUCTOR

■ 疊層片式高頻電感 MULTILAYER CHIP RF INDUCTOR

工作溫度	0402 0603 :-55~+125°C 1005
OPERATING TEMP.	1608 :-40~+85°C 2012



● 特征 FEATURES

- 高自諧振頻率。
- 疊層獨石結構,具有高可靠性。
- 優良的焊接性和耐焊性, 適合于回流焊。
- High self-resonant frequency.
- Multilayer monolithic construction yields high reliability
- Excellent solderability and heat resistance for reflow soldering.

● 應用 APPLICATIONS

- 移動電話、對講機、PHS和PDA
- 各種高頻回路
- 抑制各種高頻雜波
- Portable telephone、Interphone、PHS and PDA
- Miscellaneous high-frequency circuits
- EMI countermeasure in high frequency circuits

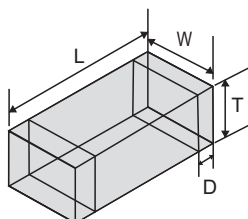
● 產品規格型號的表示方法 ORDERING CODE

VHF 060303 HQ 3N3 S T
① ② ③ ④ ⑤ ⑥

① 產品代號 Product Code		② 規格尺寸(L×W×T) (mm) Dimensions		③ 材料代碼 Material Code	④ 感量(nH) Inductance		⑤ 公差 Tolerance		⑥ 包裝方式 Packaging Style	
VHF	疊層片式 高頻電感 Multilayer Chip Ceramic Inductor	040202	0.4×0.2×0.2	H	1N0	1.0	B	±0.1nH	T	卷帶盤裝 Tape&Reel
		060303	0.6×0.3×0.3	HQ	10N	10	C	±0.2nH		
		100505	1.0×0.5×0.5		R10	100	S	±0.3nH	B	散裝 Bulk
		160808	1.6×0.8×0.8		N=0.0(nH) R=0.0(μH)		G	±2%		
		201209	2.0×1.2×0.9				H	±3%		
							J	±5%		

● 外形尺寸 SHAPE AND DIMENSIONS

unit: mm(inch)



Part No.	L	W	T	D
040202 (01005)	0.4±0.02 (0.016±0.0008)	0.2±0.02 (0.008±0.0008)	0.2±0.02 (0.008±0.0008)	0.08±0.025 (0.003±0.0010)
060303 (0201)	0.6±0.03 (0.024±0.001)	0.3±0.03 (0.012±0.001)	0.3±0.03 (0.012±0.001)	0.15±0.05 (0.006±0.002)
100505 (0402)	1.0±0.05 (0.040±0.002)	0.5±0.05 (0.020±0.002)	0.5±0.05 (0.020±0.002)	0.25±0.10 (0.010±0.004)
160808 (0603)	1.6±0.15 (0.063±0.006)	0.8±0.15 (0.031±0.006)	0.8±0.15 (0.031±0.006)	0.3±0.2 (0.01±0.008)
201209 (0805)	2.0±0.2 (0.079±0.008)	1.2±0.2 (0.047±0.008)	0.9±0.2 (0.035±0.008)	0.5±0.3 (0.020±0.012)

● 電性能參數 ELECTRICAL CHARACTERISTICS

0402 TYPE $L_s \leq 4.2\text{nH}$, □請選擇 “B/C/S” 級; $4.2\text{nH} < L_s < 5.6\text{nH}$, □請選擇 “S/H/J” 級; $L_s \geq 5.6\text{nH}$, □請選擇 “H/J” 級。
 For $L_s \leq 4.2\text{nH}$, □choose “B/C/S”; $4.2\text{nH} < L_s < 5.6\text{nH}$, □choose “S/H/J”; $L_s \geq 5.6\text{nH}$, □choose “H/J”.

型號 Part No.	電感量 Inductance (nH)	品質因數 Q (Min)	測試頻率 Test Fre. (MHz)	品質因素測試頻率 Q Frequency (MHz)					自諧振頻率 SRF (MHz)Min	直流電阻 DC R (Ω)Max	額定電流 Ir(mA) Max
				500	800	1800	2000	2400			
VHF040202H0N2□T	0.2	-	500	12	15	23	25	29	10000	0.30	350
VHF040202H0N4□T	0.4	8	500	12	15	22	24	26	10000	0.30	350
VHF040202H0N6□T	0.6	8	500	11	14	20	26	29	10000	0.30	350
VHF040202H0N8□T	0.8	8	500	12	14	22	25	26	10000	0.40	320
VHF040202H1N0□T	1.0	8	500	12	15	24	25	28	10000	0.40	250
VHF040202H1N2□T	1.2	8	500	12	15	23	25	27	10000	0.40	250
VHF040202H1N5□T	1.5	8	500	12	14	22	21	24	10000	0.40	220
VHF040202H1N6□T	1.6	8	500	12	15	24	25	28	9000	0.40	220
VHF040202H1N8□T	1.8	8	500	11	14	24	26	28	9000	0.50	200
VHF040202H2N0□T	2.0	8	500	12	15	24	26	28	9000	0.50	200
VHF040202H2N2□T	2.2	8	500	11	14	23	25	27	7000	0.55	200
VHF040202H2N4□T	2.4	8	500	11	14	22	24	26	7000	0.55	200
VHF040202H2N6□T	2.6	8	500	10	13	19	23	25	7000	0.60	200
VHF040202H2N7□T	2.7	8	500	10	13	22	23	25	7000	0.60	200
VHF040202H3N0□T	3.0	8	500	10	13	19	20	23	7000	0.90	200
VHF040202H3N3□T	3.3	8	500	10	13	19	20	23	7000	0.90	180
VHF040202H3N6□T	3.6	8	500	10	12	19	21	23	6000	1.00	180
VHF040202H3N9□T	3.9	8	500	10	12	19	20	22	6000	1.00	180
VHF040202H4N3□T	4.3	8	500	10	13	19	21	24	6000	1.10	180
VHF040202H4N7□T	4.7	8	500	10	13	19	20	22	5000	1.20	160
VHF040202H5N1□T	5.1	8	500	10	12	18	19	22	5000	1.30	160
VHF040202H5N6□T	5.6	8	500	10	12	17	22	24	5000	1.50	140
VHF040202H6N2□T	6.2	8	500	10	11	18	20	23	4500	1.60	140
VHF040202H6N8□T	6.8	8	500	10	11	17	20	23	4500	1.80	140
VHF040202H7N5□T	7.5	8	500	10	13	17	22	24	4200	1.80	140
VHF040202H8N2□T	8.2	8	500	10	12	18	20	22	4200	2.00	140
VHF040202H9N1□T	9.1	8	500	10	13	17	21	23	4000	2.00	140
VHF040202H10N□T	10	8	500	10	12	18	20	21	3600	2.20	140
VHF040202H12N□T	12	8	500	9	12	17	18	18	3600	2.40	140
VHF040202H15N□T	15	7	500	9	12	16	18	16	3000	3.00	140
VHF040202H18N□T	18	7	500	9	11	15	15	12	2300	3.20	140
VHF040202H20N□T	20	6	500	8	9	12	10	8	2200	4.50	130

● 電性能參數 ELECTRICAL CHARACTERISTICS

0603 TYPE $L_s \leq 4.2\text{nH}$, □請選擇 “B/C/S” 級; $4.2\text{nH} < L_s < 5.6\text{nH}$, □請選擇 “S/H/J” 級; $L_s \geq 5.6\text{nH}$, □請選擇 “H/J” 級。
 For $L_s \leq 4.2\text{nH}$, □choose “B/C/S”; $4.2\text{nH} < L_s < 5.6\text{nH}$, □choose “S/H/J”; $L_s \geq 5.6\text{nH}$, □choose “H/J”.

型號 Part No.	電感量 Inductance (nH)	品質因數 Q (Min)	測試頻率 Test Fre. (MHz)	品質因素測試頻率 Q Frequency (MHz)					自諧振頻率 SRF (MHz)Min	直流電阻 DC R (Ω)Max	額定電流 Ir(mA) Max
				500	800	1800	2000	2400			
VHF060303HQ0N6□T	0.6	14	500	>24	>32	>54	>57	>65	10000	0.05	1000
VHF060303HQ0N7□T	0.7	14	500	>24	>32	>54	>57	>65	10000	0.05	1000
VHF060303HQ0N8□T	0.8	14	500	>24	>32	>54	>57	>65	10000	0.06	1000
VHF060303HQ0N9□T	0.9	14	500	>24	>32	>54	>57	>65	10000	0.06	800
VHF060303HQ1N0□T	1.0	14	500	24	32	54	57	65	10000	0.07	800

(轉下表)

疊層片式高頻電感 MULTILAYER CHIP RF INDUCTOR

• 電性能參數 ELECTRICAL CHARACTERISTICS

0603 TYPE

Ls≤4.2nH, □請選擇“B/C/S”級; 4.2nH<Ls<5.6nH, □請選擇“S/H/J”級; Ls≥5.6nH, □請選擇“H/J”級。
For Ls≤4.2nH, □choose “B/C/S”; 4.2nH<Ls<5.6nH, □choose “S/H/J”; Ls≥5.6nH, □choose “H/J”.

(繼上表)

型號 Part No.	電感量 Inductance (nH)	品質因數 Q (Min)	測試頻率 Test Fre. (MHz)	品質因素測試頻率 Q Frequency (MHz)					自諧振頻率 SRF (MHz)Min	直流電阻 DC R (Ω)Max	額定電流 I _r (mA) Max
				500	800	1800	2000	2400			
VHF060303HQ1N1□T	1.1	14	500	19	26	45	47	55	10000	0.07	800
VHF060303HQ1N2□T	1.2	14	500	19	25	43	44	52	10000	0.10	800
VHF060303HQ1N3□T	1.3	14	500	19	25	40	42	47	10000	0.10	700
VHF060303HQ1N4□T	1.4	14	500	19	24	39	41	47	10000	0.10	700
VHF060303HQ1N5□T	1.5	14	500	19	24	39	41	46	10000	0.10	650
VHF060303HQ1N6□T	1.6	14	500	19	24	39	41	46	10000	0.10	650
VHF060303HQ1N7□T	1.7	14	500	19	24	39	41	46	10000	0.10	650
VHF060303HQ1N8□T	1.8	14	500	19	24	39	41	46	9000	0.15	650
VHF060303HQ2N0□T	2.0	14	500	17	24	38	39	44	8500	0.15	650
VHF060303HQ2N2□T	2.2	14	500	17	24	38	40	43	7500	0.15	650
VHF060303HQ2N4□T	2.4	14	500	17	23	36	38	42	7500	0.15	550
VHF060303HQ2N6□T	2.6	14	500	17	22	34	35	39	7500	0.20	550
VHF060303HQ2N7□T	2.7	14	500	17	22	34	35	39	7500	0.20	550
VHF060303HQ2N8□T	2.8	14	500	17	22	34	35	39	7500	0.20	500
VHF060303HQ3N0□T	3.0	14	500	17	22	34	35	39	7500	0.20	450
VHF060303HQ3N3□T	3.3	14	500	18	23	34	36	40	7500	0.25	450
VHF060303HQ3N6□T	3.6	14	500	16	23	33	35	39	6500	0.25	400
VHF060303HQ3N9□T	3.9	14	500	16	22	33	35	38	6500	0.25	400
VHF060303HQ4N3□T	4.3	14	500	16	21	32	34	37	6000	0.35	350
VHF060303HQ4N7□T	4.7	14	500	16	22	33	35	38	6000	0.40	350
VHF060303HQ5N1□T	5.1	14	500	17	22	34	36	38	5500	0.40	350
VHF060303HQ5N6□T	5.6	14	500	16	21	33	34	37	5000	0.40	350
VHF060303HQ6N2□T	6.2	14	500	18	23	34	35	37	5000	0.40	300
VHF060303HQ6N8□T	6.8	14	500	17	22	32	33	35	4500	0.50	300
VHF060303HQ7N5□T	7.5	14	500	16	21	31	33	34	4000	0.50	300
VHF060303HQ8N2□T	8.2	14	500	16	21	31	32	34	4000	0.50	250
VHF060303HQ9N1□T	9.1	14	500	16	20	30	31	32	4000	0.70	250
VHF060303HQ10N□T	10	14	500	16	20	28	29	31	4000	0.70	250
VHF060303HQ12N□T	12	13	500	16	20	27	28	28	3500	0.70	250
VHF060303HQ15N□T	15	13	500	15	19	24	24	23	3200	0.85	250
VHF060303HQ18N□T	18	13	500	15	19	23	24	22	3000	1.00	200
VHF060303HQ20N□T	20	13	500	15	19	22	23	21	2200	1.10	150
VHF060303HQ22N□T	22	13	500	15	19	22	23	20	2200	1.20	150
VHF060303HQ27N□T	27	13	500	15	19	15	13	8	2200	1.50	140
VHF060303HQ33N□T	33	12	300	14	15	8	5	-	1800	1.80	120
VHF060303HQ36N□T	36	12	300	14	15	7	-	-	1700	2.00	120
VHF060303HQ39N□T	39	12	300	14	15	6	-	-	1600	2.00	120
VHF060303HQ43N□T	43	12	300	14	15	-	-	-	1600	2.20	100
VHF060303HQ47N□T	47	12	300	14	15	-	-	-	1500	2.20	100
VHF060303HQ56N□T	56	12	300	13	13	-	-	-	1200	2.50	100
VHF060303HQ68N□T	68	12	300	13	11	-	-	-	1000	3.20	100
VHF060303HQ75N□T	75	11	300	13	11	-	-	-	1000	3.60	100
VHF060303HQ82N□T	82	11	300	12	10	-	-	-	1000	3.80	100
VHF060303HQ91N□T	91	11	300	12	10	-	-	-	900	3.80	80
VHF060303HQR10□T	100	11	300	12	10	-	-	-	800	4.00	80
VHF060303HQR12□T	120	10	300	12	8	-	-	-	800	5.00	80

• 電性能參數 ELECTRICAL CHARACTERISTICS

1005 TYPE $L_s < 6.8nH$, □請選擇 “B/C/S” 級, $L_s \geq 6.8nH$, □請選擇 “G/H/J” 級。
 For $L_s < 6.8nH$, □choose “B/C/S”, For $L_s \geq 6.8nH$, □choose “G/H/J”.

型號 Part No.	電感量 Inductance (nH)	品質因數 Q (Min)	測試頻率 Test Fre. (MHz)	品質因素測試頻率 Q Frequency (MHz)					自諧振頻率 SRF (MHz)Min	直流電阻 DC R (Ω)Max	額定電流 I _r (mA) Max
				500	800	1800	2000	2400			
VHF100505HQ1N0□T	1.0	8	100	22	30	48	50	58	10000	0.06	1000
VHF100505HQ1N1□T	1.1	8	100	23	29	47	50	57	10000	0.07	1000
VHF100505HQ1N2□T	1.2	8	100	23	29	48	50	56	10000	0.07	1000
VHF100505HQ1N3□T	1.3	8	100	22	29	44	47	53	10000	0.07	1000
VHF100505HQ1N5□T	1.5	8	100	23	29	47	50	56	6000	0.08	1000
VHF100505HQ1N6□T	1.6	8	100	23	29	46	49	54	6000	0.08	1000
VHF100505HQ1N8□T	1.8	8	100	20	30	41	43	49	6000	0.08	900
VHF100505HQ2N0□T	2.0	8	100	21	29	41	43	48	6000	0.09	900
VHF100505HQ2N2□T	2.2	8	100	22	29	44	47	52	6000	0.09	900
VHF100505HQ2N4□T	2.4	8	100	21	29	42	44	49	6000	0.10	800
VHF100505HQ2N7□T	2.7	8	100	22	29	43	45	50	6000	0.12	800
VHF100505HQ3N0□T	3.0	8	100	24	29	47	49	54	6000	0.12	800
VHF100505HQ3N3□T	3.3	8	100	24	30	46	48	53	6000	0.13	800
VHF100505HQ3N6□T	3.6	8	100	21	28	40	42	46	4000	0.15	700
VHF100505HQ3N9□T	3.9	8	100	22	28	43	45	50	4000	0.16	700
VHF100505HQ4N3□T	4.3	8	100	24	29	47	49	53	4000	0.16	700
VHF100505HQ4N7□T	4.7	8	100	23	29	45	47	50	4000	0.16	700
VHF100505HQ5N1□T	5.1	8	100	23	29	42	43	44	4000	0.16	600
VHF100505HQ5N6□T	5.6	8	100	22	28	42	43	45	4000	0.20	600
VHF100505HQ6N2□T	6.2	8	100	24	29	42	43	43	3900	0.20	600
VHF100505HQ6N8□T	6.8	8	100	23	28	40	41	41	3900	0.20	600
VHF100505HQ7N5□T	7.5	8	100	24	30	41	41	39	3700	0.24	500
VHF100505HQ8N2□T	8.2	8	100	23	28	38	38	36	3600	0.24	500
VHF100505HQ9N1□T	9.1	8	100	24	30	40	39	36	3400	0.26	500
VHF100505HQ10N□T	10.0	8	100	24	30	37	36	31	3200	0.26	500
VHF100505HQ12N□T	12	8	100	23	29	33	31	-	2700	0.50	400
VHF100505HQ15N□T	15	8	100	23	28	29	26	-	2300	0.50	400
VHF100505HQ18N□T	18	8	100	23	28	26	-	-	2100	0.60	350
VHF100505HQ20N□T	20	8	100	21	27	21	-	-	2000	0.60	350
VHF100505HQ22N□T	22	8	100	22	27	-	-	-	1900	0.60	350
VHF100505HQ27N□T	27	8	100	20	25	-	-	-	1600	0.70	300
VHF100505HQ33N□T	33	8	100	20	23	-	-	-	1300	0.80	300
VHF100505HQ39N□T	39	8	100	20	22	-	-	-	1200	1.00	250
VHF100505HQ43N□T	43	8	100	20	21	-	-	-	1100	1.10	250
VHF100505HQ47N□T	47	8	100	19	21	-	-	-	1000	1.10	250
VHF100505HQ56N□T	56	8	100	19	18	-	-	-	750	1.20	200
VHF100505HQ68N□T	68	8	100	17	18	-	-	-	750	1.40	200
VHF100505HQ82N□T	82	8	100	16	-	-	-	-	750	1.60	200
VHF100505HQR10□T	100	8	100	14	-	-	-	-	700	2.00	200
VHF100505HQR12□T	120	8	100	12	-	-	-	-	600	2.50	150
VHF100505HQR15□T	150	8	100	11	-	-	-	-	550	3.00	150
VHF100505HQR18□T	180	8	100	-	-	-	-	-	500	3.50	150
VHF100505HQR22□T	220	8	100	-	-	-	-	-	450	3.70	100
VHF100505HQR27□T	270	8	100	-	-	-	-	-	400	4.50	100
VHF100505HQR33□T	330	6	50	-	-	-	-	-	350	5.00	80
VHF100505HQR36□T	360	6	50	-	-	-	-	-	300	6.00	80

疊層片式高頻電感 MULTILAYER CHIP RF INDUCTOR

• 電性能參數 ELECTRICAL CHARACTERISTICS

1608 TYPE

型號 Part No.	電感量 Inductance (nH)	品質因數 Q (Min)	測試頻率 Test Fre. (MHz)	品質因素測試頻率 Q Frequency (MHz)			自諧振頻率 SRF (MHz)Min	直流電阻 DC R (Ω)Max	額定電流 I _r (mA) Max
				100	800	1000			
VHF160808H1N0ST	1.0	8	100	14	50	60	10000	0.05	500
VHF160808H1N2ST	1.2	8	100	14	50	65	10000	0.05	500
VHF160808H1N5ST	1.5	8	100	13	42	62	6000	0.10	500
VHF160808H1N8ST	1.8	8	100	13	40	56	6000	0.10	500
VHF160808H2N0ST	2.0	8	100	13	38	54	6000	0.10	500
VHF160808H2N2ST	2.2	8	100	13	38	54	6000	0.10	500
VHF160808H2N4ST	2.4	8	100	13	36	52	6000	0.12	500
VHF160808H2N7ST	2.7	10	100	12	36	52	6000	0.12	500
VHF160808H3N0ST	3.0	10	100	12	35	50	6000	0.15	500
VHF160808H3N3ST	3.3	10	100	12	35	50	6000	0.15	500
VHF160808H3N6ST	3.6	10	100	13	35	50	6000	0.16	500
VHF160808H3N9ST	3.9	10	100	12	34	50	6000	0.16	500
VHF160808H4N3ST	4.3	10	100	13	33	50	6000	0.18	500
VHF160808H4N7ST	4.7	10	100	13	33	50	6000	0.20	500
VHF160808H5N1ST	5.1	10	100	13	32	48	5500	0.25	500
VHF160808H5N6ST	5.6	10	100	14	32	48	5000	0.25	500
VHF160808H6N8JT	6.8	10	100	14	32	50	5000	0.30	500
VHF160808H7N5JT	7.5	10	100	14	32	48	4500	0.35	500
VHF160808H8N2JT	8.2	10	100	14	30	48	4500	0.35	500
VHF160808H9N1JT	9.1	10	100	14	30	48	3500	0.40	500
VHF160808H10NJT	10	12	100	15	29	50	3500	0.40	300
VHF160808H12NJT	12	12	100	14	29	50	3000	0.45	300
VHF160808H15NJT	15	12	100	15	29	50	2300	0.50	300
VHF160808H18NJT	18	12	100	16	29	51	2200	0.55	300
VHF160808H22NJT	22	12	100	16	28	48	2000	0.60	300
VHF160808H27NJT	27	12	100	16	28	45	1700	0.65	300
VHF160808H33NJT	33	12	100	16	28	41	1500	0.70	300
VHF160808H39NJT	39	12	100	17	28	48	1400	0.70	300
VHF160808H47NJT	47	12	100	17	28	35	1200	0.70	300
VHF160808H56NJT	56	12	100	17	26	30	1100	0.75	300
VHF160808H68NJT	68	12	100	17	26	20	900	0.85	300
VHF160808H82NJT	82	8	100	15	22	-	800	1.00	300
VHF160808HR10JT	100	8	100	15	16	-	700	1.20	300
VHF160808HR12JT	120	8	50	15	-	-	600	1.40	200
VHF160808HR15JT	150	8	50	15	-	-	500	1.60	200
VHF160808HR18JT	180	8	50	15	-	-	400	1.90	200
VHF160808HR22JT	220	8	50	15	-	-	350	2.40	200
VHF160808HR27JT	270	8	50	16	-	-	350	2.60	150
VHF160808HR33JT	330	8	50	16	-	-	350	2.80	150
VHF160808HR39JT	390	8	50	16	-	-	300	3.20	150
VHF160808HR43JT	430	8	50	16	-	-	280	3.40	150
VHF160808HR47JT	470	8	50	15	-	-	250	3.60	150

• 電性能參數 ELECTRICAL CHARACTERISTICS

1608 TYPE

型號 Part No.	電感量 Inductance (nH)	品質因數 Q (Min)	測試頻率 Test Fre. (MHz)	品質因素測試頻率 Q Frequency (MHz)			自諧振頻率 SRF (MHz)Min	直流電阻 DC R (Ω)Max	額定電流 Ir(mA) Max
				100	800	1000			
VHF160808HQ1N0ST	1.0	8	100	13	65	75	10000	0.05	500
VHF160808HQ1N2ST	1.2	8	100	13	60	70	10000	0.05	500
VHF160808HQ1N5ST	1.5	8	100	13	47	65	6000	0.10	500
VHF160808HQ1N8ST	1.8	8	100	13	45	61	6000	0.10	500
VHF160808HQ2N0ST	2.0	8	100	13	45	60	6000	0.10	500
VHF160808HQ2N2ST	2.2	8	100	13	45	60	6000	0.10	500
VHF160808HQ2N4ST	2.4	8	100	13	44	55	6000	0.12	500
VHF160808HQ2N7ST	2.7	10	100	13	44	55	6000	0.12	500
VHF160808HQ3N3ST	3.3	10	100	13	43	50	6000	0.15	500
VHF160808HQ3N6ST	3.6	10	100	13	43	48	6000	0.16	500
VHF160808HQ3N9ST	3.9	10	100	13	43	48	6000	0.16	500
VHF160808HQ4N3ST	4.3	10	100	13	43	50	6000	0.18	500
VHF160808HQ4N7ST	4.7	10	100	13	43	50	6000	0.20	500
VHF160808HQ5N1ST	5.1	10	100	13	42	48	5500	0.25	500
VHF160808HQ5N6ST	5.6	10	100	14	42	48	5000	0.25	500
VHF160808HQ6N8JT	6.8	10	100	14	43	50	5000	0.30	500
VHF160808HQ7N5JT	7.5	10	100	14	43	48	4500	0.35	500
VHF160808HQ8N2JT	8.2	10	100	14	43	48	4500	0.35	500
VHF160808HQ9N1JT	9.1	10	100	14	43	48	3500	0.40	500
VHF160808HQ10NJT	10	12	100	15	45	50	3500	0.40	300
VHF160808HQ12NJT	12	12	100	18	48	50	3000	0.45	300
VHF160808HQ15NJT	15	12	100	18	48	50	2300	0.50	300
VHF160808HQ18NJT	18	12	100	16	48	51	2200	0.55	300
VHF160808HQ22NJT	22	12	100	16	45	48	2000	0.60	300
VHF160808HQ27NJT	27	12	100	16	45	45	1700	0.65	300
VHF160808HQ33NJT	33	12	100	16	45	41	1500	0.70	300
VHF160808HQ39NJT	39	12	100	17	40	48	1400	0.70	300
VHF160808HQ47NJT	47	12	100	17	35	35	1200	0.70	300
VHF160808HQ56NJT	56	12	100	17	35	30	1100	0.75	300
VHF160808HQ68NJT	68	12	100	17	30	20	900	0.85	300
VHF160808HQ82NJT	82	8	100	15	22	-	800	1.00	300
VHF160808HQR10JT	100	8	100	15	16	-	700	1.20	300
VHF160808HQR12JT	120	8	50	15	-	-	600	1.40	200
VHF160808HQR15JT	150	8	50	15	-	-	500	1.60	200
VHF160808HQR18JT	180	8	50	15	-	-	400	1.90	200
VHF160808HQR22JT	220	8	50	15	-	-	350	2.40	200
VHF160808HQR27JT	270	8	50	16	-	-	350	2.60	150
VHF160808HQR33JT	330	8	50	16	-	-	350	2.80	150
VHF160808HQR39JT	390	8	50	16	-	-	300	3.20	150
VHF160808HQR43JT	430	8	50	16	-	-	280	3.40	150
VHF160808HQR47JT	470	8	50	15	-	-	250	3.60	150

疊層片式高頻電感 MULTILAYER CHIP RF INDUCTOR

• 電性能參數 ELECTRICAL CHARACTERISTICS

2012 TYPE

型號 Part No.	電感量 Inductance (nH)	品質因數 Q (Min)	測試頻率 Test Fre. (MHz)	品質因素測試頻率 Q Frequency (MHz)			自諧振頻率 SRF (MHz)Min	直流電阻 DC R (Ω)Max	額定電流 I _r (mA) Max
				100	800	1000			
VHF201209HIN5ST	1.5	10	100	21	50	70	6000	0.10	500
VHF201209HIN8ST	1.8	10	100	20	48	70	6000	0.10	500
VHF201209H2N2ST	2.2	10	100	20	48	70	6000	0.10	500
VHF201209H2N7ST	2.7	12	100	18	48	70	5500	0.10	500
VHF201209H3N3ST	3.3	12	100	18	48	65	5000	0.13	500
VHF201209H3N9ST	3.9	12	100	18	50	65	4500	0.15	500
VHF201209H4N7ST	4.7	12	100	18	50	65	4000	0.20	500
VHF201209H5N6ST	5.6	15	100	18	48	65	3500	0.23	500
VHF201209H6N8JT	6.8	15	100	18	48	65	3000	0.25	500
VHF201209H8N2JT	8.2	15	100	20	50	65	2500	0.28	500
VHF201209H10NJT	10	15	100	21	50	65	2200	0.30	500
VHF201209H12NJT	12	15	100	20	48	65	2000	0.35	500
VHF201209H15NJT	15	15	100	20	48	65	1800	0.40	500
VHF201209H18NJT	18	15	100	22	48	60	1600	0.45	300
VHF201209H22NJT	22	15	100	19	48	45	1500	0.50	300
VHF201209H27NJT	27	15	100	19	48	38	1400	0.55	300
VHF201209H33NJT	33	15	100	19	48	30	1300	0.60	300
VHF201209H39NJT	39	15	100	19	45	26	1100	0.65	300
VHF201209H47NJT	47	18	100	23	43	20	1000	0.70	300
VHF201209H56NJT	56	18	100	22	39	10	900	0.75	300
VHF201209H68NJT	68	18	100	22	30	-	850	0.80	300
VHF201209H82NJT	82	18	100	22	-	-	800	0.90	300
VHF201209HR10JT	100	18	100	22	-	-	700	0.90	300
VHF201209HR12JT	120	13	50	19	-	-	600	0.95	300
VHF201209HR15JT	150	13	50	19	-	-	550	1.20	300
VHF201209HR18JT	180	13	50	19	-	-	500	1.30	300
VHF201209HR22JT	220	12	50	20	-	-	400	1.50	300
VHF201209HR27JT	270	12	50	20	-	-	350	1.80	300
VHF201209HR33JT	330	12	50	18	-	-	300	2.00	300
VHF201209HR39JT	390	10	50	17	-	-	250	2.00	300
VHF201209HR47JT	470	10	50	17	-	-	200	2.00	300

• 電性能參數 ELECTRICAL CHARACTERISTICS

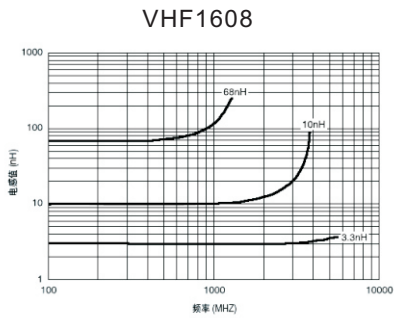
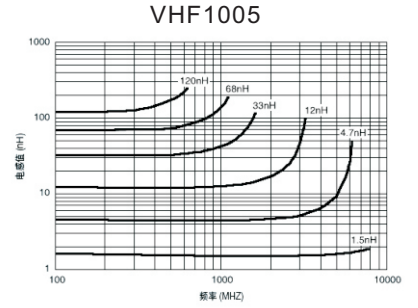
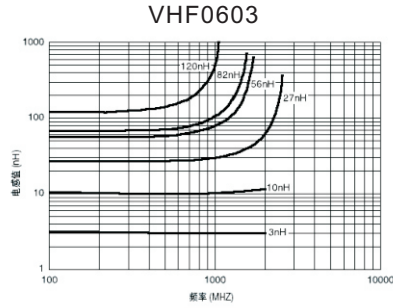
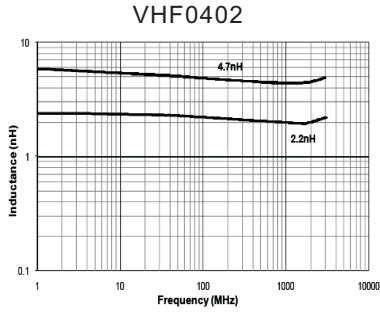
2012 TYPE

型號 Part No.	電感量 Inductance (nH)	品質因數 Q (Min)	測試頻率 Test Fre. (MHz)	品質因素測試頻率 Q Frequency (MHz)			自諧振頻率 SRF (MHz)Min	直流電阻 DC R (Ω)Max	額定電流 I _r (mA) Max
				100	800	1000			
VHF201209HQIN5ST	1.5	10	100	21	61	85	6000	0.10	500
VHF201209HQIN8ST	1.8	10	100	20	55	80	6000	0.10	500
VHF201209HQ2N2ST	2.2	10	100	20	53	75	6000	0.10	500
VHF201209HQ2N7ST	2.7	12	100	18	56	70	5500	0.10	500
VHF201209HQ3N3ST	3.3	12	100	18	54	65	5000	0.13	500
VHF201209HQ3N9ST	3.9	12	100	18	54	60	4500	0.15	500
VHF201209HQ4N7ST	4.7	12	100	18	55	65	4000	0.20	500
VHF201209HQ5N6ST	5.6	15	100	18	60	66	3500	0.23	500
VHF201209HQ6N8JT	6.8	15	100	18	63	68	3000	0.25	500
VHF201209HQ8N2JT	8.2	15	100	20	63	70	2500	0.28	500
VHF201209HQ10NJT	10	15	100	21	60	70	2200	0.30	500
VHF201209HQ12NJT	12	15	100	20	60	70	2000	0.35	500
VHF201209HQ15NJT	15	15	100	20	63	65	1800	0.40	500
VHF201209HQ18NJT	18	15	100	22	63	60	1600	0.45	300
VHF201209HQ22NJT	22	15	100	19	60	45	1500	0.50	300
VHF201209HQ27NJT	27	15	100	19	58	38	1400	0.55	300
VHF201209HQ33NJT	33	15	100	19	55	30	1300	0.60	300
VHF201209HQ39NJT	39	15	100	19	47	26	1100	0.65	300
VHF201209HQ47NJT	47	18	100	23	43	20	1000	0.70	300
VHF201209HQ56NJT	56	18	100	22	39	10	900	0.75	300
VHF201209HQ68NJT	68	18	100	22	30	-	850	0.80	300
VHF201209HQ82NJT	82	18	100	22	-	-	800	0.90	300
VHF201209HQR10JT	100	18	100	22	-	-	700	0.90	300
VHF201209HQR12JT	120	13	50	19	-	-	600	0.95	300
VHF201209HQR15JT	150	13	50	19	-	-	550	1.20	300
VHF201209HQR18JT	180	13	50	19	-	-	500	1.30	300
VHF201209HQR22JT	220	12	50	20	-	-	400	1.50	300
VHF201209HQR27JT	270	12	50	20	-	-	350	1.80	300
VHF201209HQR33JT	330	12	50	18	-	-	300	2.00	300
VHF201209HQR39JT	390	10	50	17	-	-	250	2.00	300
VHF201209HQR47JT	470	10	50	17	-	-	200	2.00	300

疊層片式高頻電感 MULTILAYER CHIP RF INDUCTOR

■ 特性曲綫 CHARACTERISTICS CURVES

● 電感量頻率特性 Inductance VS. Frequency



● Q值頻率特性 Q Value VS. Frequency

