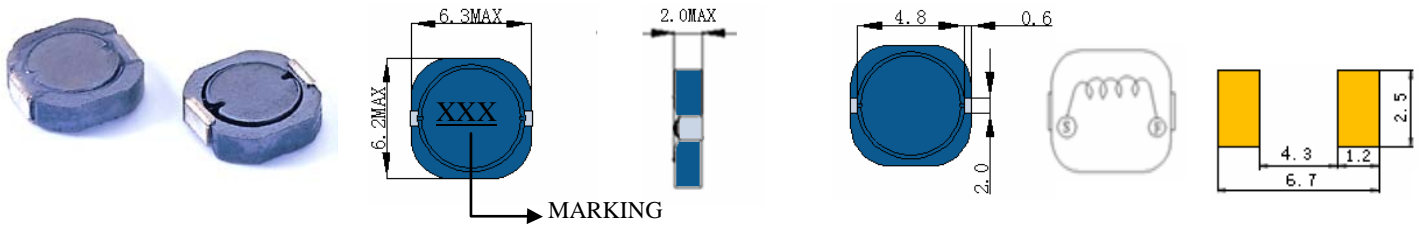


SC62LCB

SMD POWER INDUCTORS



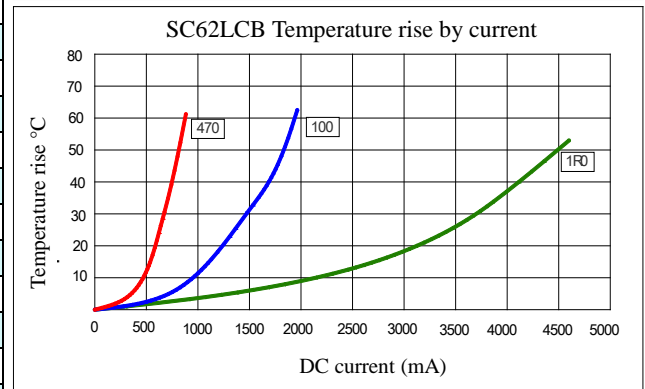
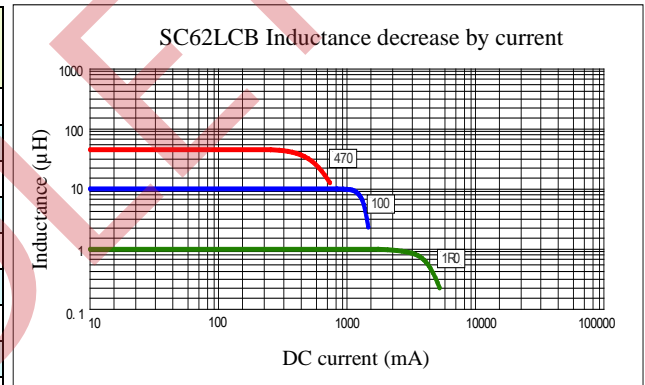
• Features

1. Magnetically shielded construction
2. LOW Profile (3.0mm max. height x 6.3mm square)
3. Low DC resistance makes this product very suitable for large current applications

ELECTRICAL CHARACTERISTICS



Part Number	Inductance (uH) (1)	Test Frequency	DC Resistance (Ω MAX) (2)	Saturation Current ⁽³⁾ (A)	Temperature Current ⁽⁴⁾ (A)
SC62LCB-1R0	1.0	100KHZ	20m	3.50	3.70
SC62LCB-1R5	1.5	100KHZ	24m	2.94	3.33
SC62LCB-2R0	2.0	100KHZ	30m	2.47	3.33
SC62LCB-3R3	3.3	100KHZ	49m	1.99	2.84
SC62LCB-4R7	4.7	100KHZ	69m	1.59	2.20
SC62LCB-6R2	6.2	100KHZ	85m	1.49	1.85
SC62LCB-8R2	8.2	100KHZ	106m	1.25	1.57
SC62LCB-100	10	100KHZ	134m	1.22	1.41
SC62LCB-120	12	100KHZ	160m	0.99	1.33
SC62LCB-150	15	100KHZ	195m	0.94	1.24
SC62LCB-180	18	100KHZ	230m	0.83	1.11
SC62LCB-220	22	100KHZ	264m	0.80	0.99
SC62LCB-270	27	100KHZ	344m	0.65	0.89
SC62LCB-330	33	100KHZ	460m	0.63	0.80
SC62LCB-390	39	100KHZ	585m	0.55	0.72
SC62LCB-470	47	100KHZ	650m	0.50	0.68



- (1). Inductance tolerance for 1.0uH~8.2uH: $\pm 30\%$, for 10uH~47uH: $\pm 20\%$. Tested at 0.25V, 0ADC and 25°C
- (2). DCR measured at 25°C.
- (3). The DC current at which the inductance decreases by 30% from its initial value.
- (4). The DC current that results in a 40°C temperature rise from 25°C ambient.

[Click here for QUANTITY PER REEL & PACKING INFORMATION](#)

Custom versions available upon request.

© 2019 Signal Transformer – Specification subject to change without notice. 12.19



belfuse.com/signal

128 Atlantic Avenue, Lynbrook, NY 11563
Toll Free 866-239-5777 • Tel 516-239-5777 • Fax 516-239-7208
Sales@signaltransformer.com • techhelp@signaltransformer.com