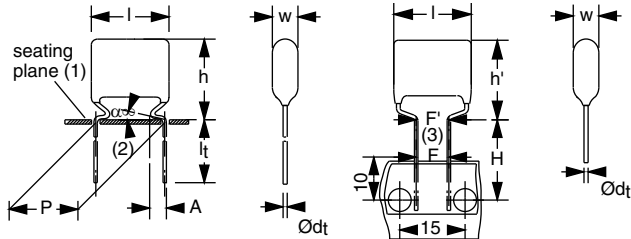
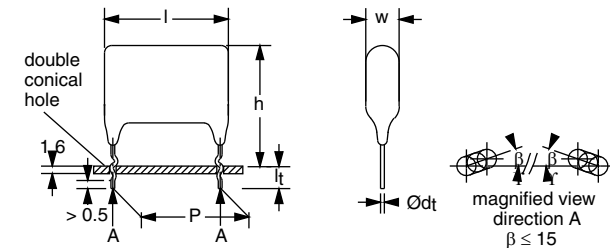


AC and Pulse Polypropylene Film Capacitors MKP Radial Epoxy Lacquered Type



Dimensions in mm
 Hole \varnothing 1.0 for $d_t = 0.6$ mm
 Hole \varnothing 1.3 for $d_t = 0.8$ mm
 $0 \leq \alpha < 50^\circ$
 $|F - F'| < 0.3$ mm
 $F = 7.5$ mm + 0.6 mm / - 0.1 mm
 $A = 2.0$ mm + 1.0 mm / - 0.5 mm (pitch = 10.0 mm)
 $A = 2.5$ mm + 1.4 mm / - 0.5 mm (pitch = 15.0 mm; 22.5 mm and 27.5 mm)



Dimensions in mm

APPLICATIONS

Low losses due to low contact resistance and low loss dielectric result in applications where high currents at high frequency occur or high stability is preferred. Their small dimensions make them suitable for circuits with high packaging density.

MARKING

Manufacturer's emblem; C-value; tolerance; rated voltage; manufacturer's type designation; code for dielectric material

DIELECTRIC

Polypropylene film

ELECTRODES

Metallized

COATING

Flame retardant epoxy material (UL-class 94 V-0)

LEADS

Tinned wire

FEATURES

- 7.5 mm bent back pitch
- 10 mm to 27.5 mm lead pitch
- Low contact resistance
- Low loss dielectric
- Supplied loose in box (including lock lead versions) and taped on reel
- Material categorization: for definitions of compliance please see www.vishay.com/doc?99912

CONSTRUCTION

Wound mono construction

CAPACITANCE RANGE (E24 SERIES)

0.01 μ F to 3.9 μ F

CAPACITANCE TOLERANCE

$\pm 5\%$

RATED (DC) VOLTAGE

160 V; 250 V; 400 V; 630 V

RATED (AC) VOLTAGE

100 V; 160 V; 200 V

RATED PEAK-TO-PEAK VOLTAGE

280 V; 450 V; 560 V

CLIMATIC CATEGORY

55/105/56

RATED TEMPERATURE

85 °C

MAXIMUM APPLICATION TEMPERATURE

105 °C

REFERENCE SPECIFICATIONS

IEC 60384-17

PERFORMANCE GRADE

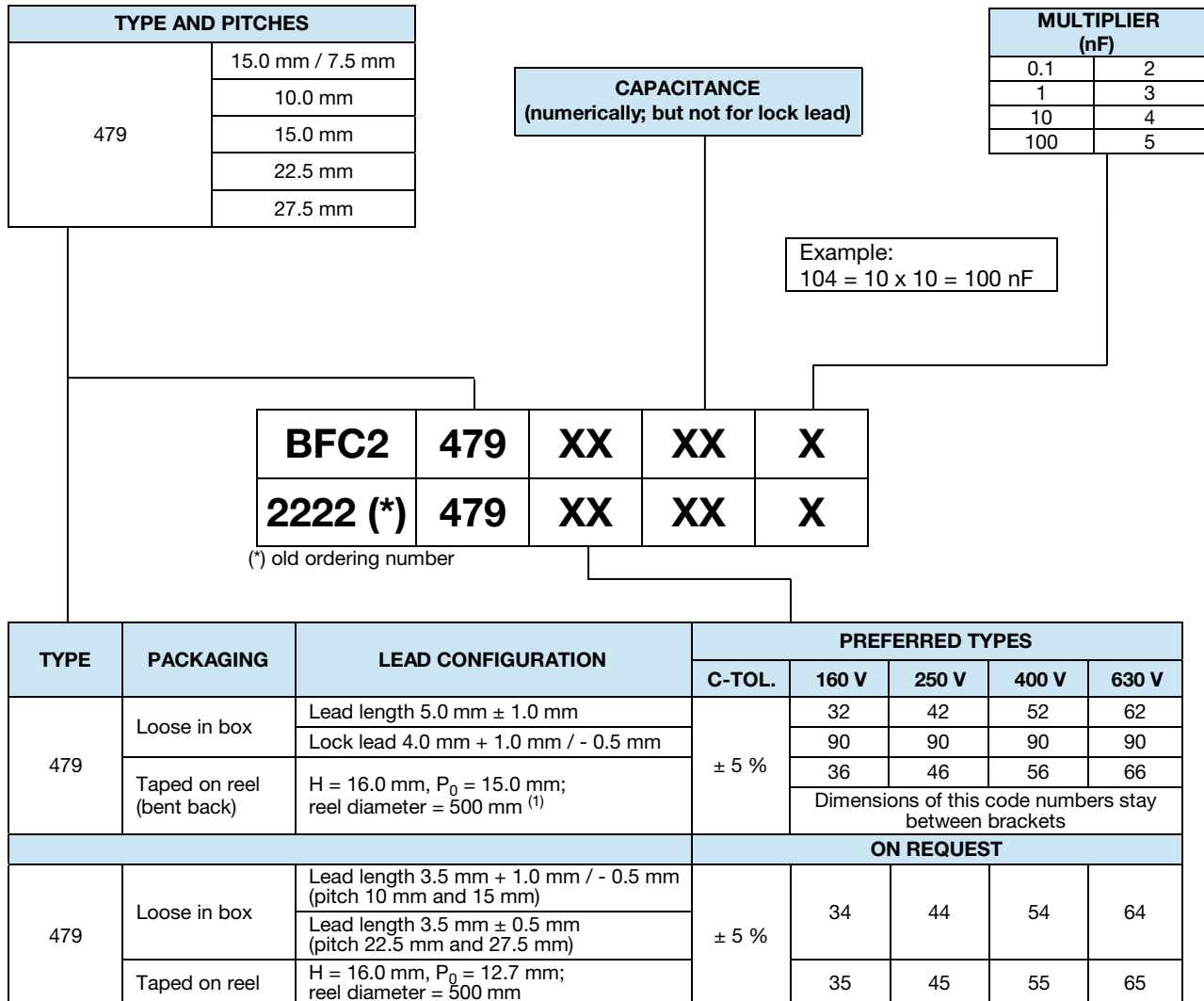
Grade 1 (long life)

STABILITY GRADE

Grade 2

DETAIL SPECIFICATION

For more detailed data and test requirements contact: dc-film@vishay.com

COMPOSITION OF CATALOG NUMBER

Notes

- ⁽¹⁾ Small reel diameter = 356 mm is available on request
- For detailed tape specifications refer to packaging information www.vishay.com/doc?28139



SPECIFIC REFERENCE DATA (160 V_{DC})

| DESCRIPTION | VALUE | |
|---|-------------------------|--------------------------|
| | at 10 kHz | at 100 kHz |
| Tangent of loss angle: | | |
| C = 0.075 µF | ≤ 10 x 10 ⁻⁴ | ≤ 25 x 10 ⁻⁴ |
| 0.075 µF < C ≤ 0.11 µF | ≤ 10 x 10 ⁻⁴ | ≤ 30 x 10 ⁻⁴ |
| 0.11 µF < C ≤ 0.18 µF | ≤ 10 x 10 ⁻⁴ | ≤ 35 x 10 ⁻⁴ |
| 0.18 µF < C ≤ 0.3 µF | ≤ 10 x 10 ⁻⁴ | ≤ 40 x 10 ⁻⁴ |
| 0.3 µF < C ≤ 0.47 µF | ≤ 10 x 10 ⁻⁴ | ≤ 60 x 10 ⁻⁴ |
| 0.47 µF < C ≤ 0.82 µF | ≤ 15 x 10 ⁻⁴ | ≤ 90 x 10 ⁻⁴ |
| 0.82 µF < C ≤ 1.1 µF | ≤ 15 x 10 ⁻⁴ | ≤ 100 x 10 ⁻⁴ |
| 1.1 µF < C ≤ 1.2 µF | ≤ 15 x 10 ⁻⁴ | ≤ 120 x 10 ⁻⁴ |
| 1.2 µF < C ≤ 1.3 µF | ≤ 15 x 10 ⁻⁴ | ≤ 125 x 10 ⁻⁴ |
| 1.3 µF < C ≤ 1.8 µF | ≤ 15 x 10 ⁻⁴ | ≤ 135 x 10 ⁻⁴ |
| 1.8 µF < C ≤ 2.4 µF | ≤ 15 x 10 ⁻⁴ | ≤ 145 x 10 ⁻⁴ |
| 2.4 µF < C ≤ 3.0 µF | ≤ 15 x 10 ⁻⁴ | ≤ 155 x 10 ⁻⁴ |
| 3.0 µF < C ≤ 3.3 µF | ≤ 15 x 10 ⁻⁴ | ≤ 165 x 10 ⁻⁴ |
| 3.3 µF < C ≤ 3.6 µF | ≤ 15 x 10 ⁻⁴ | ≤ 175 x 10 ⁻⁴ |
| 3.6 µF < C ≤ 3.9 µF | ≤ 15 x 10 ⁻⁴ | ≤ 185 x 10 ⁻⁴ |
| Rated voltage pulse slope (dU/dt) _R at 160 V _{DC} : | | |
| P = 10 mm | 60 V/µs | |
| P = 15 mm | 50 V/µs | |
| P = 22.5 mm | 25 V/µs | |
| P = 27.5 mm | 15 V/µs | |
| R between leads, for C ≤ 1.0 µF at 100 V; 1 min | > 100 000 MΩ | |
| RC between leads, for C > 1 µF at 100 V; 1 min | > 100 000 s | |
| R between leads and case; 100 V; 1 min | > 100 000 MΩ | |
| Ionization (AC) voltage (typical value) at 50 pC peak discharge | > 220 V | |
| Withstanding (DC) voltage (cut off current 10 mA); rise time 100 V/s ⁽¹⁾ | 256 V; 1 min | |
| Withstanding (DC) voltage between leads and case | 2840 V; 1 min | |

Note

⁽¹⁾ See "Voltage Proof Test for Metalized Film Capacitors": www.vishay.com/doc?28169

U_{RDC} = 160 V; U_{RAC} = 100 V; U_{p-p} = 280 V (standard); C-tol. = ± 5 %

| C (µF) | DIMENSIONS w _{max.} x h (h') _{max.} x l _{max.} (mm) | MASS (g) | CATALOG NUMBER BFC2479..... AND PACKAGING | | | | |
|--|--|-------------|---|-----------|--------------------------|-----|----------------|
| | | | LOOSE IN BOX | | REEL | | |
| | | | l _t = 5.0 mm ± 1.0 mm | ALL LEADS | PITCH 7.5 mm (BENT BACK) | | ORIGINAL PITCH |
| | | | | | SPQ | SPQ | |
| Pitch = 10.0 mm ± 0.4 mm; d _t = 0.60 mm ± 0.06 mm | | | Pitch = 7.5 mm (bent back) | | Pitch = 10.0 mm | | |
| 0.075 | 6.0 x 15.0 x 12.5 | 0.9 | 32753 | 1000 | | | 1000 |
| 0.082 | | | 32823 | | | | |
| 0.091 | | | 32913 | | | | |
| 0.10 | | | 32104 | | | | |
| 0.11 | | | 32114 | | | | |
| 0.12 | | | 32124 | | | | |
| 0.13 | | | 32134 | | | | |
| 0.15 | 6.5 x 15.5 x 12.5 | 1.0 | 32154 | 1000 | | | 900 |
| 0.16 | | | 32164 | | | | |



| C (μ F) | DIMENSIONS $w_{max.} \times h (h')_{max.} \times l_{max.}$ (mm) | MASS (g) | CATALOG NUMBER BFC2479..... AND PACKAGING | | | | |
|--|---|-------------|---|-----------|-----------------------------------|-----|------------------------|
| | | | LOOSE IN BOX | | REEL | | |
| | | | $l_t = 5.0 \text{ mm} \pm 1.0 \text{ mm}$ | ALL LEADS | PITCH 7.5 mm (BENT BACK) | | ORIGINAL PITCH |
| | | | | SPQ | | SPQ | SPQ |
| Pitch = 15.0 mm \pm 0.4 mm; $d_t = 0.80 \text{ mm} \pm 0.08 \text{ mm}$ | | | | | Pitch = 7.5 mm (bent back) | | Pitch = 15.0 mm |
| 0.18 | 6.0 x 15.0 (16.5) x 18.5 | 1.2 | 32184 | 2000 | 36184 | 800 | 1000 |
| 0.20 | 6.5 x 15.5 (17.0) x 18.5 | 1.3 | 32204 | 1500 | 36204 | 750 | 900 |
| 0.22 | | | 32224 | | 36224 | | |
| 0.24 | | | 32244 | | 36244 | | |
| 0.27 | 7.0 x 16.0 (17.5) x 18.5 | 1.4 | 32274 | 1250 | 36274 | 700 | 800 |
| 0.30 | | | 32304 | | 36304 | | |
| 0.33 | | | 32334 | | 36334 | | |
| 0.36 | | | 32364 | | 36364 | | |
| 0.39 | | | 32394 | | 36394 | | |
| 0.43 | 7.5 x 16.5 (18.0) x 18.5 | 1.5 | 32434 | 1250 | 36434 | 650 | 800 |
| 0.47 | | | 32474 | | 36474 | | |
| 0.51 | 8.0 x 17.0 (18.5) x 18.5 | 1.6 | 32514 | 1250 | 36514 | 600 | 700 |
| 0.56 | | | 32564 | | 36564 | | |
| 0.62 | 8.5 x 17.5 (19.0) x 18.5 | 1.7 | 32624 | 1000 | 36624 | 550 | 700 |
| 0.68 | 9.0 x 18.0 (19.5) x 18.5 | 1.8 | 32684 | 1000 | 36684 | 550 | 600 |
| 0.75 | 9.5 x 18.5 (20.0) x 18.5 | 1.9 | 32754 | 900 | 36754 | 500 | 600 |
| Pitch = 22.5 mm \pm 0.4 mm; $d_t = 0.80 \text{ mm} \pm 0.08 \text{ mm}$ | | | | | Pitch = 7.5 mm (bent back) | | Pitch = 22.5 mm |
| 0.82 | 7.0 x 20.0 x 26.0 | 1.8 | 32824 | 650 | | | 550 |
| 0.91 | 7.5 x 20.5 x 26.0 | 1.9 | 32914 | 600 | | | 500 |
| 1.0 | | | 32105 | | | | 500 |
| 1.1 | 8.0 x 21.0 x 26.0 | 2.0 | 32115 | 550 | | | 500 |
| 1.2 | 8.5 x 21.5 x 26.0 | 2.1 | 32125 | 500 | | | 450 |
| 1.3 | | | 32135 | | | | 450 |
| 1.5 | 9.5 x 22.5 x 26.0 | 2.4 | 32155 | 450 | | | 400 |
| 1.6 | | | 32165 | | | | 400 |
| 1.8 | 10.0 x 23.0 x 26.0 | 2.5 | 32185 | 400 | 400 | | |
| Pitch = 27.5 mm \pm 0.4 mm; $d_t = 0.80 \pm 0.08 \text{ mm}$ | | | | | Pitch = 7.5 mm (bent back) | | Pitch = 27.5 mm |
| 2.0 | 10.0 x 23.0 x 30.0 | 5.0 | 32205 | 450 | | | |
| 2.2 | 10.5 x 23.5 x 30.0 | 5.0 | 32225 | 450 | | | |
| 2.4 | 11.0 x 24.0 x 30.0 | 5.5 | 32245 | 400 | | | |
| 2.7 | 11.5 x 24.5 x 30.0 | 5.5 | 32275 | 400 | | | |
| 3.0 | 12.0 x 25.0 x 30.0 | 6.0 | 32305 | 350 | | | |
| 3.3 | 13.0 x 26.0 x 30.0 | 6.5 | 32335 | 300 | | | |
| 3.6 | 13.5 x 26.5 x 30.0 | 7.0 | 32365 | 300 | | | |
| 3.9 | 14.0 x 27.0 x 30.0 | 7.0 | 32395 | 300 | | | |



$U_{RDC} = 160\text{ V}$; $U_{RAC} = 100\text{ V}$; $U_{p-p} = 280\text{ V}$ (lock lead); C-tol. = $\pm 5\%$

| C (μF) | DIMENSIONS $W_{max.} \times h_{max.} \times l_{max.}$ (mm) | MASS (g) | CATALOG NUMBER BFC2479..... AND PACKAGING | |
|--|--|-------------|---|------|
| | | | LOOSE IN BOX | |
| | | | $l_t = 4.0\text{ mm} + 1.0\text{ mm} / - 0.5\text{ mm}$ | |
| | | | SPQ | |
| Pitch = 10.0 mm \pm 1.0 mm; $d_t = 0.60\text{ mm} \pm 0.06\text{ mm}$ | | | | |
| 0.075 | 6.0 x 18.0 x 12.5 | 0.9 | 90089 | 1400 |
| 0.082 | | | 90091 | |
| 0.091 | | | 90092 | |
| 0.10 | | | 90093 | |
| 0.11 | | | 90094 | |
| 0.12 | | | 90095 | |
| 0.13 | | | 90096 | |
| 0.15 | 6.5 x 18.5 x 12.5 | 1.0 | 90097 | 1250 |
| 0.16 | | | 90098 | |
| Pitch = 15.0 mm \pm 1.0 mm; $d_t = 0.80\text{ mm} \pm 0.08\text{ mm}$ | | | | |
| 0.18 | 6.0 x 18.0 x 18.5 | 1.2 | 90099 | 1500 |
| 0.20 | 6.5 x 18.5 x 18.5 | 1.3 | 90101 | 1250 |
| 0.22 | | | 90102 | |
| 0.24 | 7.0 x 19.0 x 18.5 | 1.4 | 90103 | 1250 |
| 0.27 | | | 90104 | |
| 0.30 | | | 90105 | |
| 0.33 | | | 90106 | |
| 0.36 | | | 90107 | |
| 0.39 | | | 90108 | |
| 0.43 | 7.5 x 19.5 x 18.5 | 1.5 | 90109 | 1000 |
| 0.47 | | | 90111 | |
| 0.51 | 8.0 x 20.0 x 18.5 | 1.6 | 90112 | 1000 |
| 0.56 | | | 90113 | |
| 0.62 | 8.5 x 20.5 x 18.5 | 1.7 | 90114 | 900 |
| 0.68 | 9.0 x 21.0 x 18.5 | 1.8 | 90115 | 800 |
| 0.75 | 9.5 x 21.5 x 18.5 | 1.9 | 90116 | 800 |
| Pitch = 22.5 mm \pm 1.0 mm; $d_t = 0.80\text{ mm} \pm 0.08\text{ mm}$ | | | | |
| 0.82 | 7.0 x 23.0 x 26.0 | 1.8 | 90117 | 850 |
| 0.91 | 7.5 x 23.5 x 26.0 | 1.9 | 90118 | 750 |
| 1.0 | | | 90119 | |
| 1.1 | 8.0 x 24.0 x 26.0 | 2.0 | 90121 | 700 |
| 1.2 | 8.5 x 24.5 x 26.0 | 2.1 | 90122 | 650 |
| 1.3 | | | 90036 | |
| 1.5 | 9.5 x 25.5 x 26.0 | 2.4 | 90037 | 550 |
| 1.6 | | | 90038 | |
| 1.8 | 10.0 x 26.0 x 26.0 | 2.5 | 90039 | 500 |
| Pitch = 27.5 mm \pm 1.0 mm; $d_t = 0.80\text{ mm} \pm 0.08\text{ mm}$ | | | | |
| 2.0 | 10.0 x 26.0 x 30.0 | 5.0 | 90041 | 400 |
| 2.2 | 10.5 x 26.5 x 30.0 | 5.0 | 90042 | 400 |
| 2.4 | 11.0 x 27.0 x 30.0 | 5.5 | 90123 | 350 |
| 2.7 | 11.5 x 27.5 x 30.0 | 5.5 | 90124 | 350 |
| 3.0 | 12.0 x 28.0 x 30.0 | 6.0 | 90125 | 350 |
| 3.3 | 13.0 x 29.0 x 30.0 | 6.5 | 90126 | 300 |
| 3.6 | 13.5 x 29.5 x 30.0 | 7.0 | 90127 | 250 |
| 3.9 | 14.0 x 30.0 x 30.0 | 7.0 | 90128 | 250 |



SPECIFIC REFERENCE DATA (250 V_{DC})

| DESCRIPTION | VALUE | |
|---|-------------------------|--------------------------|
| | at 10 kHz | at 100 kHz |
| Tangent of loss angle: | | |
| 0.047 μF ≤ C ≤ 0.075 μF | ≤ 10 x 10 ⁻⁴ | ≤ 25 x 10 ⁻⁴ |
| 0.075 μF < C ≤ 0.11 μF | ≤ 10 x 10 ⁻⁴ | ≤ 30 x 10 ⁻⁴ |
| 0.11 μF < C ≤ 0.18 μF | ≤ 10 x 10 ⁻⁴ | ≤ 35 x 10 ⁻⁴ |
| 0.18 μF < C ≤ 0.30 μF | ≤ 10 x 10 ⁻⁴ | ≤ 40 x 10 ⁻⁴ |
| 0.30 μF < C ≤ 0.47 μF | ≤ 10 x 10 ⁻⁴ | ≤ 60 x 10 ⁻⁴ |
| 0.47 μF < C ≤ 0.82 μF | ≤ 15 x 10 ⁻⁴ | ≤ 90 x 10 ⁻⁴ |
| 0.82 μF < C ≤ 1.1 μF | ≤ 15 x 10 ⁻⁴ | ≤ 100 x 10 ⁻⁴ |
| 1.1 μF < C ≤ 1.2 μF | ≤ 15 x 10 ⁻⁴ | ≤ 120 x 10 ⁻⁴ |
| 1.2 μF < C ≤ 1.3 μF | ≤ 15 x 10 ⁻⁴ | ≤ 125 x 10 ⁻⁴ |
| 1.3 μF < C ≤ 1.8 μF | ≤ 15 x 10 ⁻⁴ | ≤ 135 x 10 ⁻⁴ |
| 1.8 μF < C ≤ 2.4 μF | ≤ 15 x 10 ⁻⁴ | ≤ 145 x 10 ⁻⁴ |
| 2.4 μF < C ≤ 3.0 μF | ≤ 15 x 10 ⁻⁴ | ≤ 155 x 10 ⁻⁴ |
| Rated voltage pulse slope (dU/dt) _R : | | |
| P = 10.0 mm | | 70 V/μs |
| P = 15.0 mm | | 60 V/μs |
| P = 22.5 mm | | 30 V/μs |
| P = 27.5 mm | | 20 V/μs |
| R between leads, for C ≤ 1.0 μF at 100 V; 1 min | | > 100 000 MΩ |
| RC between leads, for C > 1 μF at 100 V; 1 min | | > 100 000 s |
| R between leads and case; 100 V; 1 min | | > 100 000 MΩ |
| Ionization (AC) voltage (typical value) at 50 pC peak discharge | | > 220 V |
| Withstanding (DC) voltage (cut off current 10 mA); rise time 100 V/s ⁽¹⁾ | | 400 V; 1 min |
| Withstanding (DC) voltage between leads and case | | 2840 V; 1 min |

Note

⁽¹⁾ See "Voltage Proof Test for Metalized Film Capacitors": www.vishay.com/doc?28169

U_{RDC} = 250 V; U_{RAC} = 160 V; U_{p-p} = 450 V (standard); C-tol. = ± 5 %

| C (μF) | DIMENSIONS w _{max.} x h (h' _{max.} x l _{max.}) (mm) | MASS (g) | CATALOG NUMBER BFC2479..... AND PACKAGING | | | |
|--|---|-------------|---|------------------|---------------------------------|-----------------------|
| | | | LOOSE IN BOX | | REEL | |
| | | | l _t = 5.0 mm ± 1.0 mm | ALL LEADS SPQ | PITCH 7.5 mm (BENT BACK) SPQ | ORIGINAL PITCH SPQ |
| Pitch = 10.0 mm ± 0.4 mm; d _t = 0.60 mm ± 0.06 mm | | | Pitch = 7.5 mm (bent back) | | Pitch = 10.0 mm | |
| 0.047 | 6.0 x 15.0 x 12.5 | 0.9 | 42473 | 1000 | | 1000 |
| 0.051 | | | 42513 | | | |
| 0.056 | | | 42563 | | | |
| 0.062 | | | 42623 | | | |
| 0.068 | | | 42683 | | | |
| 0.075 | | | 42753 | | | |
| 0.082 | | | 42823 | | | |
| 0.091 | | | 42913 | | | |
| 0.10 | 6.5 x 15.5 x 12.5 | 1.0 | 42104 | 1000 | | 900 |



| C (μ F) | DIMENSIONS $W_{max.} \times h (h')_{max.} \times l_{max.}$ (mm) | MASS (g) | CATALOG NUMBER BFC2479..... AND PACKAGING | | | | | | | | |
|--|---|-------------|---|-----------|-----------------------------------|-----|------------------------|--|-----|--|------------------------|
| | | | LOOSE IN BOX | | REEL | | | | | | |
| | | | $l_t = 5.0 \text{ mm} \pm 1.0 \text{ mm}$ | ALL LEADS | PITCH 7.5 mm (BENT BACK) | | ORIGINAL PITCH | | | | |
| | | | | SPQ | | SPQ | SPQ | | | | |
| Pitch = 15.0 mm \pm 0.4 mm; $d_t = 0.80 \text{ mm} \pm 0.08 \text{ mm}$ | | | | | Pitch = 7.5 mm (bent back) | | Pitch = 15.0 mm | | | | |
| 0.11 | 6.5 x 15.5 (17.0) x 18.5 | 1.3 | 42114 | 1500 | 46114 | 750 | 900 | | | | |
| 0.12 | | | 42124 | | 46124 | | | | | | |
| 0.13 | | | 42134 | | 46134 | | | | | | |
| 0.15 | | | 42154 | | 46154 | | | | | | |
| 0.16 | | | 42164 | | 46164 | | | | | | |
| 0.18 | | | 42184 | | 46184 | | | | | | |
| 0.20 | | | 42204 | | 46204 | | | | | | |
| 0.22 | | | 42224 | | 46224 | | | | | | |
| 0.24 | 7.0 x 16.0 (17.5) x 18.5 | 1.4 | 42244 | 1250 | 46244 | 700 | 800 | | | | |
| 0.27 | 7.5 x 16.5 (18.0) x 18.5 | 1.5 | 42274 | 1250 | 46274 | 650 | 800 | | | | |
| 0.30 | | | 42304 | | 46304 | | | | | | |
| 0.33 | 8.0 x 17.0 (18.5) x 18.5 | 1.6 | 42334 | 150 | 46334 | 600 | 700 | | | | |
| 0.36 | 8.5 x 17.5 (19.0) x 18.5 | 1.7 | 42364 | 1000 | 46364 | 550 | 700 | | | | |
| 0.39 | | | 42394 | | 46394 | | | | | | |
| 0.43 | 9.0 x 18.0 (19.5) x 18.5 | 1.8 | 42434 | 1000 | 46434 | 550 | 600 | | | | |
| 0.47 | 9.5 x 18.5 (20.0) x 18.5 | 1.9 | 42474 | 900 | 46474 | 500 | 600 | | | | |
| Pitch = 22.5 mm \pm 0.4 mm; $d_t = 0.80 \text{ mm} \pm 0.08 \text{ mm}$ | | | | | Pitch = 7.5 mm (bent back) | | Pitch = 22.5 mm | | | | |
| 0.51 | 7.0 x 20.0 x 26.0 | 1.8 | 42514 | 650 | | | 550 | | | | |
| 0.56 | | | 42564 | | | | | | | | |
| 0.62 | 7.5 x 20.5 x 26.0 | 1.9 | 42624 | 600 | | | | | 500 | | |
| 0.68 | | | 42684 | | | | | | | | |
| 0.75 | 8.0 x 21.0 x 26.0 | 2.0 | 42754 | 550 | | | | | | | 500 |
| 0.82 | 8.5 x 21.5 x 26.0 | 2.1 | 42824 | 500 | | | | | | | 450 |
| 0.91 | 9.0 x 22.0 x 26.0 | 2.4 | 42914 | 450 | | | | | | | 450 |
| 1.0 | 9.5 x 22.5 x 26.0 | 2.5 | 42105 | 450 | | | | | | | 400 |
| 1.1 | 10.0 x 23.0 x 26.0 | 2.6 | 42115 | 400 | | | | | | | 400 |
| 1.2 | 10.5 x 23.5 x 26.0 | 2.7 | 42125 | 350 | | | | | | | 350 |
| Pitch = 27.5 mm \pm 0.4 mm; $d_t = 0.80 \text{ mm} \pm 0.08 \text{ mm}$ | | | | | Pitch = 7.5 mm (bent back) | | | | | | Pitch = 27.5 mm |
| 1.3 | 10.0 x 23.0 x 30.0 | 5.0 | 42135 | 450 | | | | | | | |
| 1.5 | 10.5 x 23.5 x 30.0 | 5.0 | 42155 | 450 | | | | | | | |
| 1.6 | 11.0 x 24.0 x 30.0 | 5.5 | 42165 | 400 | | | | | | | |
| 1.8 | 11.5 x 24.5 x 30.0 | 5.5 | 42185 | 400 | | | | | | | |
| 2.0 | 12.5 x 25.0 x 30.0 | 6.5 | 42205 | 350 | | | | | | | |
| 2.2 | 13.0 x 26.0 x 30.0 | 6.5 | 42225 | 300 | | | | | | | |
| 2.4 | 13.5 x 26.5 x 30.0 | 7.0 | 42245 | 300 | | | | | | | |
| 2.7 | 14.0 x 27.0 x 30.0 | 7.0 | 42275 | 300 | | | | | | | |
| 3.0 | 15.0 x 28.0 x 30.0 | 7.5 | 42305 | 250 | | | | | | | |



$U_{Rdc} = 250 \text{ V}$; $U_{Rac} = 160 \text{ V}$; $U_{p-p} = 450 \text{ V}$ (lock lead); C-tol. = $\pm 5 \%$

| C (μF) | DIMENSIONS $w_{max.} \times h_{max.} \times l_{max.}$ (mm) | MASS (g) | CATALOG NUMBER BFC2479..... AND PACKAGING | |
|--|--|-------------|--|------|
| | | | LOOSE IN BOX | |
| | | | $l_t = 4.0 \text{ mm} + 1.0 \text{ mm} / - 0.5 \text{ mm}$ | |
| | | | SPQ | |
| Pitch = 10.0 mm \pm 1.0 mm; $d_t = 0.60 \pm 0.06 \text{ mm}$ | | | | |
| 0.047 | 6.0 x 18.0 x 12.5 | 0.9 | 90052 | 1400 |
| 0.051 | | | 90129 | |
| 0.056 | | | 90131 | |
| 0.062 | | | 90132 | |
| 0.068 | | | 90133 | |
| 0.075 | | | 90134 | |
| 0.082 | | | 90135 | |
| 0.091 | | | 90136 | |
| 0.10 | 6.5 x 18.5 x 12.5 | 1.0 | 90137 | 1250 |
| Pitch = 15.0 mm \pm 1.0 mm; $d_t = 0.80 \text{ mm} \pm 0.08 \text{ mm}$ | | | | |
| 0.11 | 6.5 x 18.5 x 18.5 | 1.3 | 90138 | 1250 |
| 0.12 | | | 90051 | |
| 0.13 | | | 90139 | |
| 0.15 | | | 90141 | |
| 0.16 | | | 90142 | |
| 0.18 | | | 90012 | |
| 0.20 | | | 90013 | |
| 0.22 | | | 90014 | |
| 0.24 | 7.0 x 19.0 x 18.5 | 1.4 | 90015 | 1250 |
| 0.27 | 7.5 x 19.5 x 18.5 | 1.5 | 90016 | 1000 |
| 0.30 | | | 90017 | |
| 0.33 | 8.0 x 20.0 x 18.5 | 1.6 | 90018 | 1000 |
| 0.36 | 8.5 x 20.5 x 18.5 | 1.7 | 90019 | 900 |
| 0.39 | | | 90021 | |
| 0.43 | 9.0 x 21.0 x 18.5 | 1.8 | 90022 | 800 |
| 0.47 | 9.5 x 21.5 x 18.5 | 1.9 | 90023 | 800 |
| Pitch = 22.5 mm \pm 1.0 mm; $d_t = 0.80 \text{ mm} \pm 0.08 \text{ mm}$ | | | | |
| 0.51 | 7.0 x 23.0 x 26.0 | 1.8 | 90024 | 850 |
| 0.56 | | | 90025 | |
| 0.62 | 7.5 x 23.5 x 26.0 | 1.9 | 90026 | 750 |
| 0.68 | | | 90027 | |
| 0.75 | 8.0 x 24.0 x 26.0 | 2.0 | 90028 | 700 |
| 0.82 | 8.5 x 24.5 x 26.0 | 2.1 | 90029 | 650 |
| 0.91 | 9.0 x 25.0 x 26.0 | 2.4 | 90031 | 600 |
| 1.0 | 9.5 x 25.5 x 26.0 | 2.5 | 90032 | 550 |
| 1.1 | 10.0 x 26.0 x 26.0 | 2.6 | 90033 | 500 |
| 1.2 | 10.5 x 26.5 x 26.0 | 2.7 | 90034 | 500 |
| Pitch = 27.5 mm \pm 1.0 mm; $d_t = 0.80 \text{ mm} \pm 0.08 \text{ mm}$ | | | | |
| 1.3 | 10.0 x 26.0 x 30.0 | 5.0 | 90143 | 400 |
| 1.5 | 10.5 x 26.5 x 30.0 | 5.0 | 90144 | 400 |
| 1.6 | 11.0 x 27.0 x 30.0 | 5.5 | 90145 | 350 |
| 1.8 | 11.5 x 27.5 x 30.0 | 5.5 | 90146 | 350 |
| 2.0 | 12.5 x 28.5 x 30.0 | 6.5 | 90147 | 300 |
| 2.2 | 13.0 x 29.0 x 30.0 | 6.5 | 90148 | 300 |
| 2.4 | 13.5 x 29.5 x 30.0 | 7.0 | 90149 | 250 |
| 2.7 | 14.0 x 30.0 x 30.0 | 7.0 | 90151 | 250 |
| 3.0 | 15.0 x 31.0 x 30.0 | 7.5 | 90152 | 200 |



SPECIFIC REFERENCE DATA (400 V_{DC})

| DESCRIPTION | VALUE | |
|---|-------------------------|--------------------------|
| | at 10 kHz | at 100 kHz |
| Tangent of loss angle: | | |
| 0.022 ≤ C ≤ 0.027 | ≤ 10 x 10 ⁻⁴ | ≤ 20 x 10 ⁻⁴ |
| 0.027 < C ≤ 0.075 | ≤ 10 x 10 ⁻⁴ | ≤ 25 x 10 ⁻⁴ |
| 0.075 μF < C ≤ 0.11 μF | ≤ 10 x 10 ⁻⁴ | ≤ 30 x 10 ⁻⁴ |
| 0.11 μF < C ≤ 0.18 μF | ≤ 10 x 10 ⁻⁴ | ≤ 35 x 10 ⁻⁴ |
| 0.18 μF < C ≤ 0.3 μF | ≤ 10 x 10 ⁻⁴ | ≤ 40 x 10 ⁻⁴ |
| 0.3 μF < C ≤ 0.47 μF | ≤ 10 x 10 ⁻⁴ | ≤ 60 x 10 ⁻⁴ |
| 0.47 μF < C ≤ 0.82 μF | ≤ 15 x 10 ⁻⁴ | ≤ 90 x 10 ⁻⁴ |
| 0.82 μF < C ≤ 1.1 μF | ≤ 15 x 10 ⁻⁴ | ≤ 100 x 10 ⁻⁴ |
| 1.1 μF < C ≤ 1.2 μF | ≤ 15 x 10 ⁻⁴ | ≤ 120 x 10 ⁻⁴ |
| Rated voltage pulse slope (dU/dt) _R at 400 V _{DC} : | | |
| P = 10.0 mm | 80 V/μs | |
| P = 15.0 mm | 70 V/μs | |
| P = 22.5 mm | 35 V/μs | |
| P = 27.5 mm | 25 V/μs | |
| R between leads, for C ≤ 1.0 μF at 100 V; 1 min | > 100 000 MΩ | |
| RC between leads, for C > 1.0 μF at 100 V; 1 min | > 100 000 s | |
| R between leads and case; 100 V; 1 min | > 100 000 MΩ | |
| Ionization (AC) voltage (typical value) at 50 pC peak discharge | > 220 V | |
| Withstanding (DC) voltage (cut off current 10 mA); rise time 100 V/s ⁽¹⁾ | 640 V; 1 min | |
| Withstanding (DC) voltage between leads and case | 2840 V; 1 min | |

Note

⁽¹⁾ See "Voltage Proof Test for Metalized Film Capacitors": www.vishay.com/doc?28169

U_{RDC} = 400 V; U_{RAC} = 200 V; U_{p-p} = 560 V (standard); C-tol. = ± 5 %

| C (μF) | DIMENSIONS w _{max.} x h (h ¹) _{max.} x l _{max.} (mm) | MASS (g) | CATALOG NUMBER BFC2479..... AND PACKAGING | | | | |
|--|---|-------------|---|-----------|--------------------------|------|----------------|
| | | | LOOSE IN BOX | | REEL | | |
| | | | l _t = 5.0 mm ± 1.0 mm | ALL LEADS | PITCH 7.5 mm (BENT BACK) | | ORIGINAL PITCH |
| | | | | SPQ | | SPQ | SPQ |
| Pitch = 10.0 mm ± 0.4 mm; d _t = 0.60 mm ± 0.06 mm | | | Pitch = 7.5 mm (bent back) | | Pitch = 10.0 mm | | |
| 0.022 | 6.0 x 15.0 x 12.5 | 0.9 | 52223 | 1000 | | 1000 | |
| 0.024 | | | 52243 | | | | |
| 0.027 | | | 52273 | | | | |
| 0.030 | | | 52303 | | | | |
| 0.033 | | | 52333 | | | | |
| 0.036 | | | 52363 | | | | |
| 0.039 | | | 52393 | | | | |
| 0.043 | | | 52433 | | | | |
| 0.047 | | | 52473 | | | | |



| C (μ F) | DIMENSIONS $W_{max.} \times h (h')_{max.} \times l_{max.}$ (mm) | MASS (g) | CATALOG NUMBER BFC2479..... AND PACKAGING | | | | |
|--|---|-------------|---|-----------|-----------------------------------|-----|------------------------|
| | | | LOOSE IN BOX | | REEL | | |
| | | | $l_t = 5.0 \text{ mm} \pm 1.0 \text{ mm}$ | ALL LEADS | PITCH 7.5 mm (BENT BACK) | | ORIGINAL PITCH |
| | | | | SPQ | | SPQ | SPQ |
| Pitch = 15.0 mm \pm 0.4 mm; $d_t = 0.80 \text{ mm} \pm 0.08 \text{ mm}$ | | | | | Pitch = 7.5 mm (bent back) | | Pitch = 15.0 mm |
| 0.051 | 6.5 x 15.5 (17.0) x 18.5 | 1.3 | 52513 | 1500 | 56513 | 750 | 900 |
| 0.056 | | | 52563 | | 56563 | | |
| 0.062 | | | 52623 | | 56623 | | |
| 0.068 | | | 52683 | | 56683 | | |
| 0.075 | | | 52753 | | 56753 | | |
| 0.082 | | | 52823 | | 56823 | | |
| 0.091 | 7.0 x 16.0 (17.5) x 18.5 | 1.4 | 52913 | 1250 | 56913 | 700 | 800 |
| 0.10 | | | 52104 | | 56104 | | |
| 0.11 | | | 52114 | | 56114 | | |
| 0.12 | | | 52124 | | 56124 | | |
| 0.13 | 7.5 x 16.5 (18.0) x 18.5 | 1.5 | 52134 | 1250 | 56134 | 650 | 800 |
| 0.15 | | | 52154 | | 56154 | | |
| 0.16 | 8.0 x 17.0 (18.5) x 18.5 | 1.6 | 52164 | 1250 | 56164 | 600 | 700 |
| 0.18 | 8.5 x 17.5 (19.0) x 18.5 | 1.7 | 52184 | 1000 | 56184 | 550 | 700 |
| 0.20 | | | 52204 | | 56204 | | |
| 0.22 | 9.0 x 18.0 (19.5) x 18.5 | 1.8 | 52224 | 1000 | 56224 | 550 | 600 |
| Pitch = 22.5 mm \pm 0.4 mm; $d_t = 0.80 \text{ mm} \pm 0.08 \text{ mm}$ | | | | | Pitch = 7.5 mm (bent back) | | Pitch = 22.5 mm |
| 0.24 | 6.5 x 19.5 x 26.0 | 1.7 | 52244 | 750 | | | 600 |
| 0.27 | 7.0 x 20.0 x 26.0 | 1.8 | 52274 | 650 | | | 550 |
| 0.30 | 7.5 x 20.5 x 26.0 | 1.9 | 52304 | 600 | | | 500 |
| 0.33 | | | 52334 | | | | 500 |
| 0.36 | 8.0 x 21.0 x 26.0 | 2.0 | 52364 | 550 | | | 500 |
| 0.39 | 8.5 x 21.5 x 26.0 | 2.1 | 52394 | 500 | | | 450 |
| 0.43 | | | 52434 | | | | 450 |
| 0.47 | 9.0 x 22.0 x 26.0 | 2.4 | 52474 | 450 | | | 450 |
| 0.51 | 9.5 x 22.5 x 26.0 | 2.5 | 52514 | 450 | | | 400 |
| 0.56 | 10.0 x 23.0 x 26.0 | 2.6 | 52564 | 400 | | | 400 |
| 0.62 | 10.5 x 23.5 x 26.0 | 2.7 | 52624 | 350 | 350 | | |
| Pitch = 27.5 mm \pm 0.4 mm; $d_t = 0.80 \text{ mm} \pm 0.08 \text{ mm}$ | | | | | Pitch = 7.5 mm (bent back) | | Pitch = 27.5 mm |
| 0.68 | 10.0 x 23.0 x 30.0 | 5.0 | 52684 | 450 | | | |
| 0.75 | 10.5 x 23.5 x 30.0 | 5.0 | 52754 | 450 | | | |
| 0.82 | 11.0 x 24.0 x 30.0 | 5.5 | 52824 | 400 | | | |
| 0.91 | 11.5 x 24.5 x 30.0 | 5.5 | 52914 | 400 | | | |
| 1.0 | 12.0 x 25.0 x 30.0 | 6.0 | 52105 | 350 | | | |
| 1.1 | 12.5 x 25.5 x 30.0 | 6.5 | 52115 | 350 | | | |
| 1.2 | 13.0 x 26.0 x 30.0 | 6.5 | 52125 | 300 | | | |



U_{RDC} = 400 V; U_{RAC} = 200 V; U_{p-p} = 560 V (lock lead); C-tol. = ± 5 %

| C (μF) | DIMENSIONS W _{max.} x h _{max.} x l _{max.} (mm) | MASS (g) | CATALOG NUMBER BFC2479..... AND PACKAGING | |
|--|---|-------------|---|------|
| | | | LOOSE IN BOX | |
| | | | l _t = 4.0 mm + 1.0 mm / - 0.5 mm | |
| | | | SPQ | |
| Pitch = 10.0 mm ± 1.0 mm; d_t = 0.60 mm ± 0.06 mm | | | | |
| 0.022 | 6.0 x 18.0 x 12.5 | 0.9 | 90153 | 1400 |
| 0.024 | | | 90154 | |
| 0.027 | | | 90155 | |
| 0.030 | | | 90156 | |
| 0.033 | | | 90157 | |
| 0.036 | 6.0 x 18.0 x 12.5 | 0.9 | 90158 | 1400 |
| 0.039 | | | 90159 | |
| 0.043 | | | 90161 | |
| 0.047 | | | 90162 | |
| | | | | |
| Pitch = 15.0 mm ± 1.0 mm; d_t = 0.80 mm ± 0.08 mm | | | | |
| 0.051 | 6.5 x 18.5 x 18.5 | 1.3 | 90163 | 1250 |
| 0.056 | | | 90164 | |
| 0.062 | | | 90165 | |
| 0.068 | | | 90166 | |
| 0.075 | | | 90167 | |
| 0.082 | | | 90168 | |
| 0.091 | 7.0 x 19.0 x 18.5 | 1.4 | 90169 | 1250 |
| 0.10 | | | 90171 | |
| 0.11 | | | 90172 | |
| 0.12 | | | 90173 | |
| 0.13 | 7.5 x 19.5 x 18.5 | 1.5 | 90174 | 1000 |
| 0.15 | | | 90175 | |
| 0.16 | 8.0 x 20.0 x 18.5 | 1.6 | 90176 | 1000 |
| 0.18 | 8.5 x 20.5 x 18.5 | 1.7 | 90177 | 900 |
| 0.20 | | | 90178 | |
| 0.22 | 9.0 x 21.0 x 18.5 | 1.8 | 90179 | 800 |
| Pitch = 22.5 mm ± 1.0 mm; d_t = 0.80 mm ± 0.08 mm | | | | |
| 0.24 | 6.5 x 22.5 x 26.0 | 1.7 | 90181 | 900 |
| 0.27 | 7.0 x 23.0 x 26.0 | 1.8 | 90182 | 850 |
| 0.30 | 7.5 x 23.5 x 26.0 | 1.9 | 90183 | 750 |
| 0.33 | | | 90184 | |
| 0.36 | 8.0 x 24.0 x 26.0 | 2.0 | 90185 | 700 |
| 0.39 | 8.5 x 24.5 x 26.0 | 2.1 | 90186 | 650 |
| 0.43 | | | 90187 | |
| 0.47 | 9.0 x 25.0 x 26.0 | 2.4 | 90188 | 600 |
| 0.51 | 9.5 x 25.5 x 26.0 | 2.5 | 90189 | 550 |
| 0.56 | 10.0 x 26.0 x 26.0 | 2.6 | 90191 | 500 |
| 0.62 | 10.5 x 26.5 x 26.0 | 2.7 | 90192 | 500 |
| Pitch = 27.5 mm ± 1.0 mm; d_t = 0.80 mm ± 0.08 mm | | | | |
| 0.68 | 10.0 x 26.0 x 30.0 | 5.0 | 90193 | 400 |
| 0.75 | 10.5 x 26.5 x 30.0 | 5.0 | 90194 | 400 |
| 0.82 | 11.0 x 27.0 x 30.0 | 5.5 | 90195 | 350 |
| 0.91 | 11.5 x 27.5 x 30.0 | 5.5 | 90196 | 350 |
| 1.0 | 12.0 x 28.0 x 30.0 | 6.0 | 90086 | 350 |
| 1.1 | 12.5 x 28.5 x 30.0 | 6.5 | 90197 | 300 |
| 1.2 | 13.0 x 29.0 x 30.0 | 6.5 | 90198 | 300 |



SPECIFIC REFERENCE DATA (630 V_{DC})

| DESCRIPTION | VALUE | |
|---|-------------------------|-------------------------|
| | at 10 kHz | at 100 kHz |
| Tangent of loss angle: | | |
| 0.01 μF < C ≤ 0.027 μF | ≤ 10 x 10 ⁻⁴ | ≤ 20 x 10 ⁻⁴ |
| 0.027 μF < C ≤ 0.075 μF | ≤ 10 x 10 ⁻⁴ | ≤ 25 x 10 ⁻⁴ |
| 0.075 μF < C ≤ 0.11 μF | ≤ 10 x 10 ⁻⁴ | ≤ 30 x 10 ⁻⁴ |
| 0.11 μF < C ≤ 0.18 μF | ≤ 10 x 10 ⁻⁴ | ≤ 35 x 10 ⁻⁴ |
| 0.18 μF < C ≤ 0.3 μF | ≤ 10 x 10 ⁻⁴ | ≤ 40 x 10 ⁻⁴ |
| 0.3 μF < C ≤ 0.47 μF | ≤ 10 x 10 ⁻⁴ | ≤ 60 x 10 ⁻⁴ |
| 0.47 μF < C ≤ 0.68 μF | ≤ 15 x 10 ⁻⁴ | ≤ 90 x 10 ⁻⁴ |
| Rated voltage pulse slope (dU/dt) _R at 630 V _{DC} : | | |
| P = 10.0 mm | 100 V/μs | |
| P = 15.0 mm | 90 V/μs | |
| P = 22.5 mm | 45 V/μs | |
| P = 27.5 mm | 30 V/μs | |
| R between leads, for C ≤ 1.0 μF at 500 V; 1 min | > 100 000 MΩ | |
| R between leads and case; 500 V; 1 min | > 100 000 MΩ | |
| Ionization (AC) voltage (typical value) at 50 pC peak discharge | > 220 V | |
| Withstanding (DC) voltage (cut off current 10 mA); rise time 100 V/s ⁽¹⁾ | 1008 V; 1 min | |
| Withstanding (DC) voltage between leads and case | 2840 V; 1 min | |

Note

⁽¹⁾ See "Voltage Proof Test for Metalized Film Capacitors": www.vishay.com/doc?28169

U_{RDC} = 630 V; U_{RAC} = 200 V; U_{p-p} = 560 V (standard); C-tol. = ± 5 %

| C (μF) | DIMENSIONS w _{max.} x h (h _{max.}) x l _{max.} (mm) | MASS (g) | CATALOG NUMBER BFC2479..... AND PACKAGING | | | | |
|--|--|-------------|---|-----------|--------------------------|-----|----------------|
| | | | LOOSE IN BOX | | REEL | | |
| | | | l _t = 5.0 mm ± 1.0 mm | ALL LEADS | PITCH 7.5 mm (BENT BACK) | | ORIGINAL PITCH |
| | | | | SPQ | | SPQ | SPQ |
| Pitch = 10.0 mm ± 0.4 mm; d_t = 0.60 mm ± 0.06 mm | | | Pitch = 7.5 mm (bent back) | | Pitch = 10.0 mm | | |
| 0.010 | 6.0 x 15.0 x 12.5 | 0.9 | 62103 | 1000 | | | 1000 |
| 0.011 | | | 62113 | | | | |
| 0.012 | | | 62123 | | | | |
| 0.013 | | | 62133 | | | | |
| 0.015 | | | 62153 | | | | |
| 0.016 | | | 62163 | | | | |
| 0.018 | | | 62183 | | | | |
| 0.020 | | | 62203 | | | | |
| 0.022 | | | 62223 | | | | |
| 0.024 | | | 62243 | | | | |
| 0.027 | 6.5 x 15.5 x 12.5 | 1.0 | 62273 | 1000 | | | 900 |
| Pitch = 15.0 mm ± 0.4 mm; d_t = 0.80 mm ± 0.08 mm | | | Pitch = 7.5 mm (bent back) | | Pitch = 15.0 mm | | |
| 0.030 | 6.5 x 15.5 (17.0) x 18.5 | 1.3 | 62303 | 1500 | | 750 | 900 |
| 0.033 | | | 62333 | | | | |
| 0.036 | | | 62363 | | | | |
| 0.039 | | | 62393 | | | | |
| 0.043 | | | 62433 | | | | |
| 0.047 | | | 62473 | | | | |
| 0.051 | | | 62513 | | | | |
| 0.056 | | | 62563 | | | | |
| 0.062 | | | 62623 | | | | |
| 0.068 | | | 62683 | | | | |
| 0.075 | 7.0 x 16.0 (17.5) x 18.5 | 1.4 | 62623 | 1250 | 66623 | 700 | 800 |
| 0.082 | 7.5 x 16.5 (18.0) x 18.5 | 1.5 | 62683 | 1250 | 66683 | 650 | 800 |
| 0.091 | 8.0 x 17.0 (18.5) x 18.5 | 1.6 | 62753 | 1250 | 66753 | 600 | 700 |
| 0.10 | 8.5 x 17.5 (19.0) x 18.5 | 1.7 | 62823 | 1000 | 66823 | 550 | 700 |
| 0.11 | 9.0 x 18.0 (19.5) x 18.5 | 1.8 | 62913 | 1000 | 66913 | 500 | 700 |
| 0.11 | 9.5 x 18.5 (20.0) x 18.5 | 1.9 | 62104 | 900 | 66104 | 500 | 600 |
| 0.11 | 9.5 x 18.5 (20.0) x 18.5 | 1.9 | 62114 | 900 | 66114 | 500 | 600 |



| C (μ F) | DIMENSIONS $w_{max.} \times h (h')_{max.} \times l_{max.}$ (mm) | MASS (g) | CATALOG NUMBER BFC2479..... AND PACKAGING | | | |
|---|---|-------------|---|-----------|----------------------------|-----------------|
| | | | LOOSE IN BOX | | REEL | |
| | | | $l_t = 5.0 \text{ mm} \pm 1.0 \text{ mm}$ | ALL LEADS | PITCH 7.5 mm (BENT BACK) | |
| SPQ | | SPQ | | SPQ | | |
| Pitch = 22.5 mm \pm 0.4 mm; $d_t = 0.80 \text{ mm} \pm 0.08 \text{ mm}$ | | | | | Pitch = 7.5 mm (bent back) | Pitch = 10.0 mm |
| 0.12 | 6.5 x 19.5 x 26.0 | 1.7 | 62124 | 750 | | 600 |
| 0.13 | 7.0 x 20.0 x 26.0 | 1.8 | 62134 | 650 | | 550 |
| 0.15 | 7.5 x 20.5 x 26.0 | 1.9 | 62154 | 600 | | 500 |
| 0.16 | | | 62164 | | | 500 |
| 0.18 | 8.0 x 21.0 x 26.0 | 2.0 | 62184 | 550 | | 500 |
| 0.20 | 8.5 x 21.5 x 26.0 | 2.1 | 62204 | 500 | | 450 |
| 0.22 | 9.0 x 22.0 x 26.0 | 2.4 | 62224 | 450 | | 450 |
| 0.24 | | | 62244 | | | 400 |
| 0.27 | 9.5 x 22.5 x 26.0 | 2.5 | 62274 | 450 | | 400 |
| 0.30 | 10.0 x 23.0 x 26.0 | 2.7 | 62304 | 400 | | 400 |
| Pitch = 27.5 mm \pm 0.4 mm; $d_t = 0.80 \text{ mm} \pm 0.08 \text{ mm}$ | | | | | Pitch = 7.5 mm (bent back) | Pitch = 10.0 mm |
| 0.33 | 9.5 x 22.5 x 30.0 | 5.0 | 62334 | 550 | | |
| 0.36 | 10.0 x 22.5 x 30.0 | 5.0 | 62364 | 500 | | |
| 0.39 | 10.5 x 23.0 x 30.0 | 5.0 | 62394 | 450 | | |
| 0.43 | 11.0 x 23.0 x 30.0 | 5.5 | 62434 | 450 | | |
| 0.47 | 11.5 x 24.5 x 30.0 | 5.5 | 62474 | 400 | | |
| 0.51 | 12.0 x 25.0 x 30.0 | 6.0 | 62514 | 350 | | |
| 0.56 | 13.0 x 26.0 x 30.0 | 6.5 | 62564 | 300 | | |
| 0.62 | 13.5 x 26.5 x 30.0 | 6.5 | 62624 | 300 | | |
| 0.68 | 14.0 x 27.0 x 30.0 | 7.0 | 62684 | 300 | | |

$U_{RDC} = 630 \text{ V}$; $U_{RAC} = 200 \text{ V}$; $U_{p-p} = 560 \text{ V}$ (lock lead); C-tol. = $\pm 5 \%$

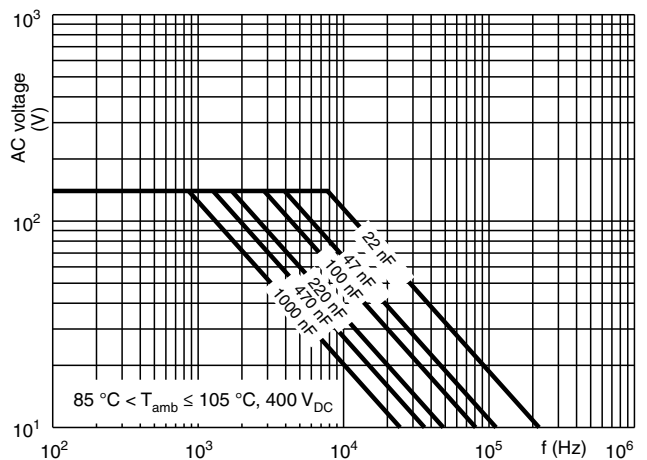
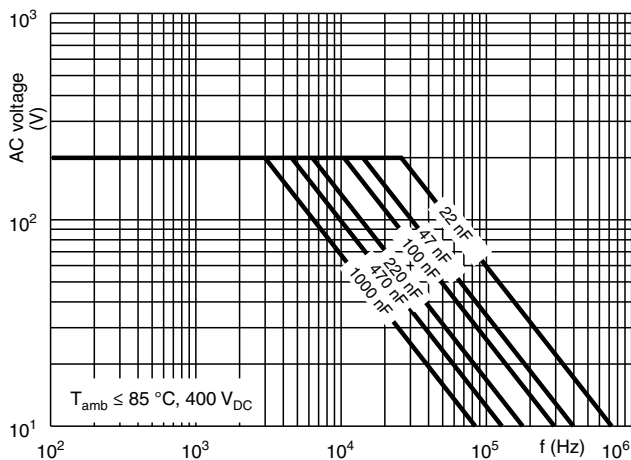
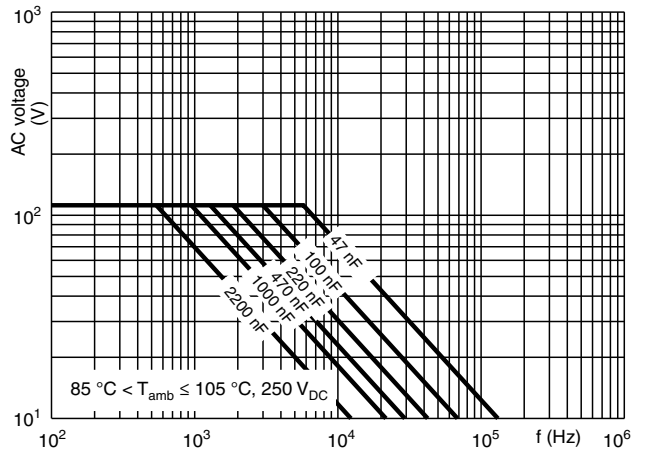
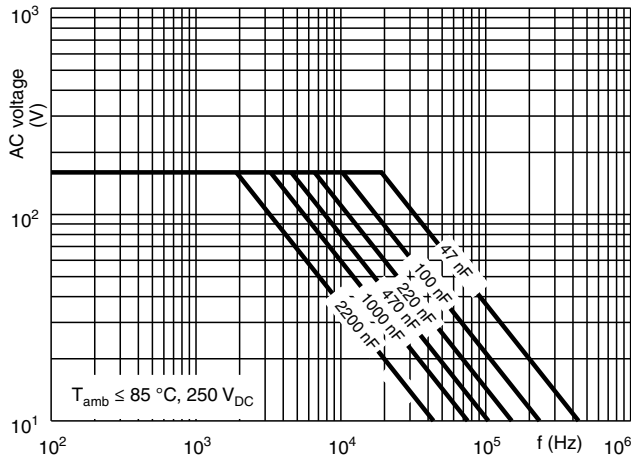
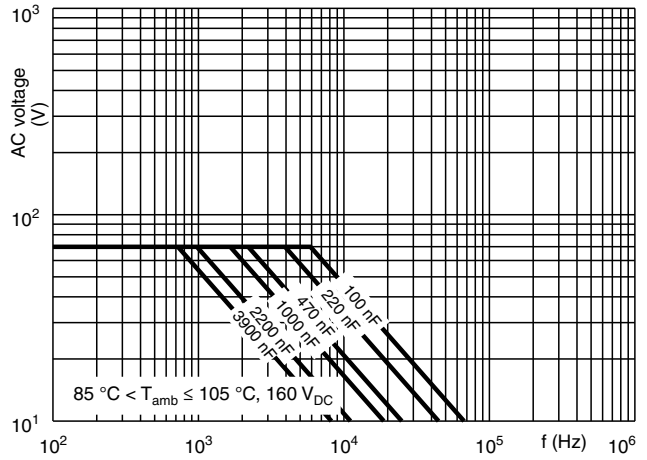
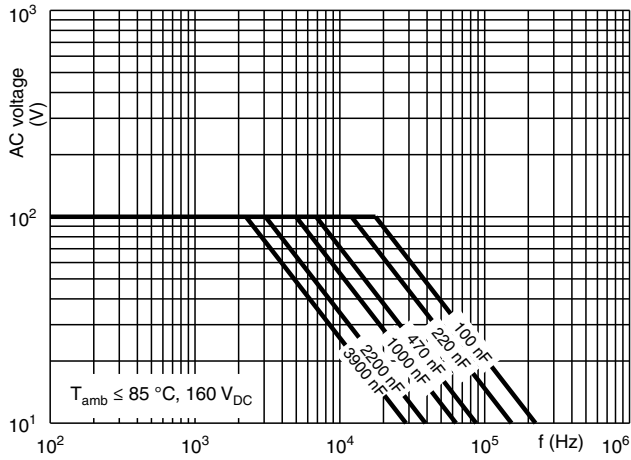
| C (μ F) | DIMENSIONS $w_{max.} \times h_{max.} \times l_{max.}$ (mm) | MASS (g) | CATALOG NUMBER BFC2479..... AND PACKAGING | |
|---|--|-------------|--|------|
| | | | LOOSE IN BOX | |
| | | | $l_t = 4.0 \text{ mm} + 1.0 \text{ mm} / - 0.5 \text{ mm}$ | |
| Pitch = 10.0 mm \pm 1.0 mm; $d_t = 0.60 \text{ mm} \pm 0.06 \text{ mm}$ | | | | SPQ |
| 0.010 | 6.0 x 18.0 x 12.5 | 0.9 | 90199 | 1400 |
| 0.011 | | | 90201 | |
| 0.012 | | | 90202 | |
| 0.013 | | | 90203 | |
| 0.015 | | | 90204 | |
| 0.016 | | | 90205 | |
| 0.018 | | | 90206 | |
| 0.020 | | | 90207 | |
| 0.022 | | | 90208 | |
| 0.024 | | | 90209 | |
| 0.027 | 6.5 x 18.5 x 12.5 | 1.0 | 90211 | 1250 |

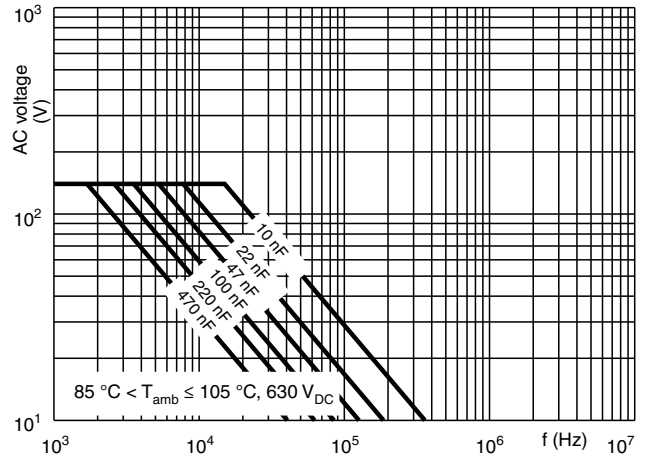
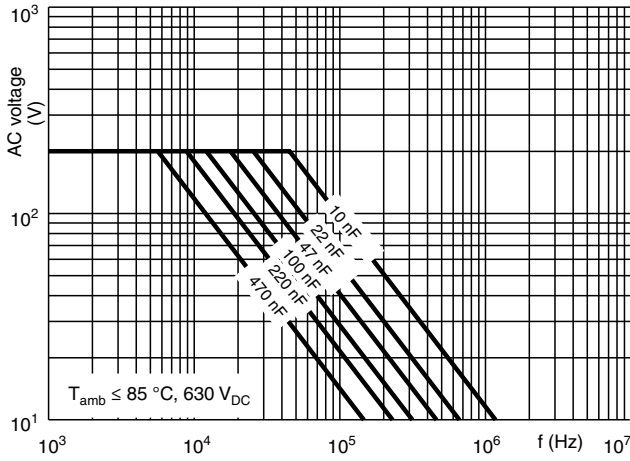


| C (μ F) | DIMENSIONS $w_{max.} \times h_{max.} \times l_{max.}$ (mm) | MASS (g) | CATALOG NUMBER BFC2479..... AND PACKAGING | |
|--|--|-------------|--|------|
| | | | LOOSE IN BOX | |
| | | | $l_t = 4.0 \text{ mm} + 1.0 \text{ mm} / - 0.5 \text{ mm}$ | |
| | | | SPQ | |
| Pitch = 15.0 mm \pm 1.0 mm; $d_t = 0.80 \text{ mm} \pm 0.08 \text{ mm}$ | | | | |
| 0.030 | 6.5 x 18.5 x 18.5 | 1.3 | 90212 | 1250 |
| 0.033 | | | 90213 | |
| 0.036 | | | 90214 | |
| 0.039 | | | 90215 | |
| 0.043 | | | 90216 | |
| 0.047 | | | 90217 | |
| 0.051 | | | 90218 | |
| 0.056 | | | 90219 | |
| 0.062 | | | 7.0 x 19.0 x 18.5 | |
| 0.068 | 7.5 x 19.5 x 18.5 | 1.5 | 90222 | 1000 |
| 0.075 | 8.0 x 20.0 x 18.5 | 1.6 | 90223 | 1000 |
| 0.082 | | | 90224 | |
| 0.091 | 8.5 x 20.5 x 18.5 | 1.7 | 90225 | 900 |
| 0.10 | 9.0 x 21.0 x 18.5 | 1.8 | 90226 | 800 |
| 0.11 | 9.5 x 21.5 x 18.5 | 1.9 | 90227 | 800 |
| Pitch = 22.5 mm \pm 1.0 mm; $d_t = 0.80 \text{ mm} \pm 0.08 \text{ mm}$ | | | | |
| 0.12 | 6.5 x 22.5 x 26.0 | 1.7 | 90228 | 900 |
| 0.13 | 7.0 x 23.0 x 26.0 | 1.8 | 90229 | 850 |
| 0.15 | 7.5 x 23.5 x 26.0 | 1.9 | 90231 | 750 |
| 0.16 | | | 90232 | |
| 0.18 | 8.0 x 24.0 x 26.0 | 2.0 | 90233 | 700 |
| 0.20 | 8.5 x 24.5 x 26.0 | 2.1 | 90234 | 650 |
| 0.22 | 9.0 x 25.0 x 26.0 | 2.4 | 90235 | 600 |
| 0.24 | | | 90236 | |
| 0.27 | 9.5 x 25.5 x 26.0 | 2.5 | 90237 | 550 |
| 0.30 | 10.0 x 26.0 x 26.0 | 2.7 | 90238 | 500 |
| Pitch = 27.5 mm \pm 1.0 mm; $d_t = 0.80 \text{ mm} \pm 0.08 \text{ mm}$ | | | | |
| 0.33 | 9.5 x 25.5 x 30.0 | 5.0 | 90239 | 450 |
| 0.36 | 10.0 x 25.5 x 30.0 | 5.0 | 90241 | 450 |
| 0.39 | 10.5 x 26.0 x 30.0 | 5.0 | 90242 | 400 |
| 0.43 | 11.0 x 26.0 x 30.0 | 5.5 | 90243 | 400 |
| 0.47 | 11.5 x 27.5 x 30.0 | 5.5 | 90244 | 350 |
| 0.51 | 12.0 x 28.0 x 30.0 | 6.0 | 90245 | 350 |
| 0.56 | 13.0 x 29.0 x 30.0 | 6.5 | 90246 | 300 |
| 0.62 | 13.5 x 29.5 x 30.0 | 6.5 | 90247 | 250 |
| 0.68 | 14.0 x 30.0 x 30.0 | 7.0 | 90248 | 250 |

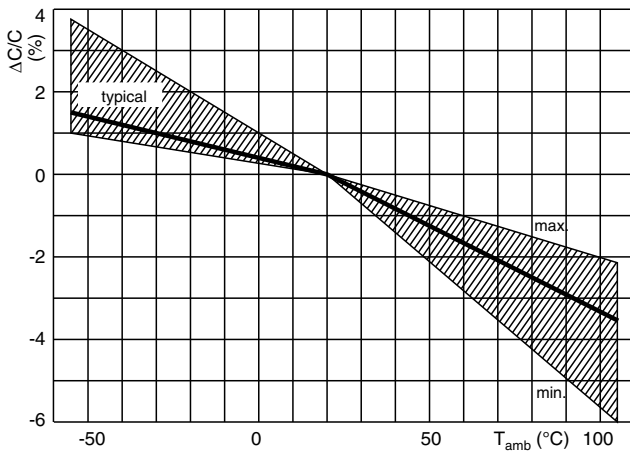


MAXIMUM RMS VOLTAGE (SINEWAVE) AS A FUNCTION OF FREQUENCY

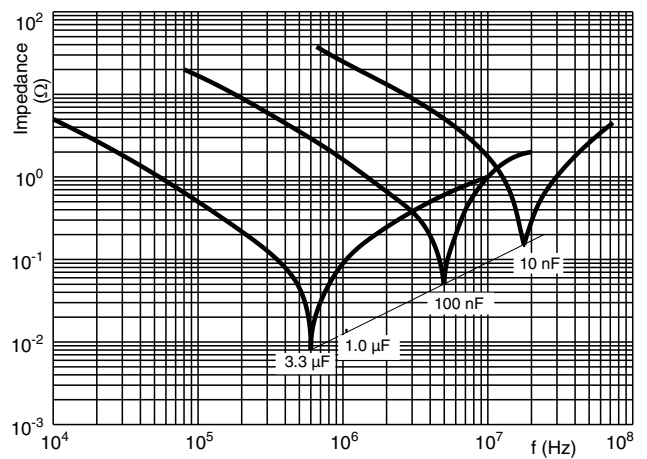




CAPACITANCE



IMPEDANCE





Disclaimer

ALL PRODUCT, PRODUCT SPECIFICATIONS AND DATA ARE SUBJECT TO CHANGE WITHOUT NOTICE TO IMPROVE RELIABILITY, FUNCTION OR DESIGN OR OTHERWISE.

Vishay Intertechnology, Inc., its affiliates, agents, and employees, and all persons acting on its or their behalf (collectively, "Vishay"), disclaim any and all liability for any errors, inaccuracies or incompleteness contained in any datasheet or in any other disclosure relating to any product.

Vishay makes no warranty, representation or guarantee regarding the suitability of the products for any particular purpose or the continuing production of any product. To the maximum extent permitted by applicable law, Vishay disclaims (i) any and all liability arising out of the application or use of any product, (ii) any and all liability, including without limitation special, consequential or incidental damages, and (iii) any and all implied warranties, including warranties of fitness for particular purpose, non-infringement and merchantability.

Statements regarding the suitability of products for certain types of applications are based on Vishay's knowledge of typical requirements that are often placed on Vishay products in generic applications. Such statements are not binding statements about the suitability of products for a particular application. It is the customer's responsibility to validate that a particular product with the properties described in the product specification is suitable for use in a particular application. Parameters provided in datasheets and / or specifications may vary in different applications and performance may vary over time. All operating parameters, including typical parameters, must be validated for each customer application by the customer's technical experts. Product specifications do not expand or otherwise modify Vishay's terms and conditions of purchase, including but not limited to the warranty expressed therein.

Hyperlinks included in this datasheet may direct users to third-party websites. These links are provided as a convenience and for informational purposes only. Inclusion of these hyperlinks does not constitute an endorsement or an approval by Vishay of any of the products, services or opinions of the corporation, organization or individual associated with the third-party website. Vishay disclaims any and all liability and bears no responsibility for the accuracy, legality or content of the third-party website or for that of subsequent links.

Except as expressly indicated in writing, Vishay products are not designed for use in medical, life-saving, or life-sustaining applications or for any other application in which the failure of the Vishay product could result in personal injury or death. Customers using or selling Vishay products not expressly indicated for use in such applications do so at their own risk. Please contact authorized Vishay personnel to obtain written terms and conditions regarding products designed for such applications.

No license, express or implied, by estoppel or otherwise, to any intellectual property rights is granted by this document or by any conduct of Vishay. Product names and markings noted herein may be trademarks of their respective owners.