

The information provided herein is from CONNELY Electronic Co., Ltd. and is confidential. Any disclosure to a party other than the recipient is prohibited. The intellectual properties and its rights contained herein, including but not limited to, trademarks, patents, copyrights, trade secrets, and technical know-how, are owned exclusively by CONNELY or its affiliates. Unauthorized use or reproduction of any part of this document is strictly prohibited. CONNELY may enforce its intellectual property rights at its own discretion, failures or delays to exercise such rights does not constitute a waiver of such rights.

Dept	Qty
DC	1
ED	1
IE	1
ISO	1
PD	1
R&D	1
SD	1
QA	1
QC	1
QF	1

Dimension

Position	A±0.2	B±0.2	C±0.3	D
9	17.90	24.99	30.80	16.33
15	26.50	33.32	39.14	24.66
25	40.00	47.04	53.04	38.38
37	56.50	63.50	69.32	54.84

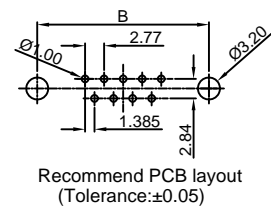
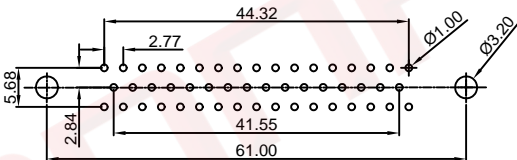
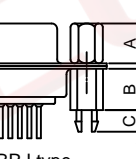
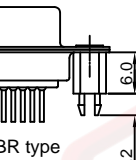
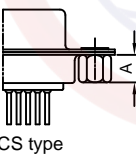
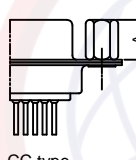
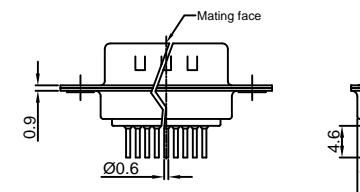
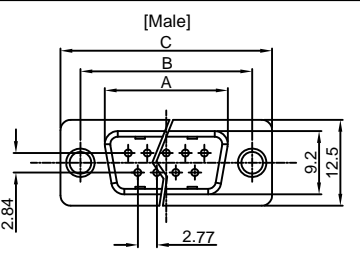
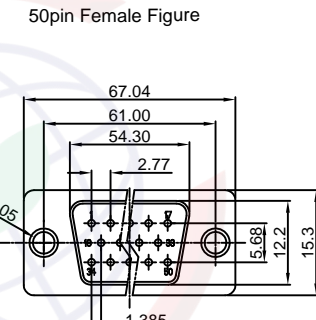
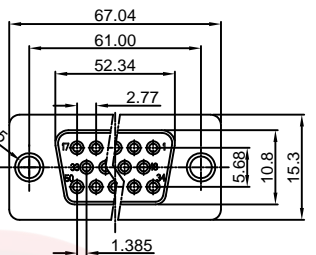
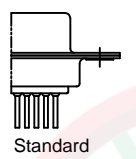
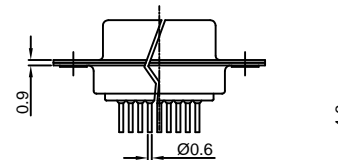
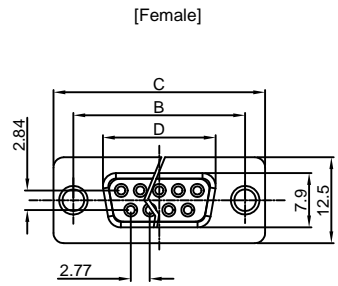
REV.	DESCRIPTION	DRAWN	CHECKED	APPROVED
A	NEW RELEASE	LJH 09/24/05'		LJC 09/24/05'
G	DRAWING UPDATE	JLZ 09/01/20'		

NOTES:

- Electrical characteristics:
 - Contact resistance: 20mΩ Max. Initial.
 - Dielectric withstanding voltage: 500V AC(rms) for 1 minute.
 - Insulation resistance: 1000MΩ Min.
- Environment characteristics:
 - Temperature range: -40°C~+105°C.
- Materials:
 - Insulator:PBT+Glass fiber
 - Shell:Steel
 - Contact:Copper alloy
- Product number code:

DS1034- X X X X X X X

- Screw DIM. A
- S: Standard(W/O nut)
- 1: 5.00 2: 3.00 3: 5.20
- 4: 4.80 5: 5.80 6: 4.00
- 7: 4.80mm(Inside thread M2.6*0.45p, outside thread unc#4-40)
- 8: 4.80mm(Inside thread M3.0*0.5p, outside thread unc#4-40)
- Screw type
- S: Standard(W/O nut)
- 1: CC type 2: CS type
- 3: BR type 4: BRJ type DIM. B:6.00 C: 4.2mm
- 5: BRJ type DIM. B:6.00 C: 5-6mm
- Contact plating
- Si: Full gold flash
- O: Selective gold flash
- Shell plating
- N: Front Nickel,Back Tin
- Housing color
- B: Black W: White
- U: Blue
- Connector type
- M: Male F: Female
- No.of contacts
- 09,15,25,37,50



(Series Image-Reference Only)

GENERAL TOLERANCE		ANGLE TOLERANCE		PROJECTION	TITLE
X.	±0.60	X.	±5°		D-SUB DIP STRAIGHT TYPE
.X	±0.38	.X	±3°	mm	
.XX	±0.25	.XX	±2°	A4	SERIES DS1034 SERIES
DRAWING TYPE		CUSTOMER			
SCALE		1:1	SHEET	1 OF 1	
DRAWING NO.		C-DS1034-XXXXXXX-G			

晨翔电子有限公司
CONNFLY CONNELY ELECTRONIC CO. LTD