


Precision Wirebondable Single Value Thin Film Chip Resistor



FEATURES

- Small size 20 mils x 20 mils
- Low temperature coefficient 25 ppm/°C
- Excellent stability 0.05 % (2000 h, rated power at +70 °C)
- Wirebondable
- Tolerance down to 0.1 %
- High temperature (230 °C), see RMKHT datasheet (www.vishay.com/doc?60075)
- Material categorization: for definitions of compliance please see www.vishay.com/doc?99912



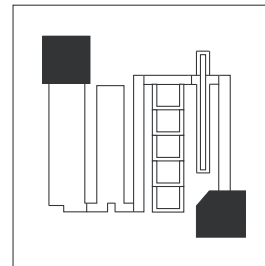
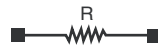
RoHS
COMPLIANT
HALOGEN
FREE
GREEN
(5-2008)

LINKS TO ADDITIONAL RESOURCES



The demand for high precision, high stability microchips for both military and industrial environments is increasing with the growth and sophistication of modern hybrid circuitry. The RSK 22 series are single value resistor chips. They provide excellent long term stability $\pm 0.05\%$ (2000 h, rated power, at +70 °C) and low noise characteristics < 35 dB.

SCHEMATIC AND PATTERN



STANDARD ELECTRICAL SPECIFICATIONS						
MODEL	SIZE	RESISTANCE RANGE Ω	RATED POWER $P_{70^\circ\text{C}}$ W	LIMITING ELEMENT VOLTAGE V	TOLERANCE $\pm\%$	TEMPERATURE COEFFICIENT \pm ppm/°C
RSK 22N	0202	10 to 500K	0.05	100	0.1, 0.5, 1	25

CLIMATIC SPECIFICATIONS	
Operating temperature range ⁽¹⁾	-55 °C to +155 °C
Storage temperature range	-55 °C to +155 °C

MECHANICAL SPECIFICATIONS	
Resistive element	Nichrome
Passivation	Silicon nitride
Substrate material	Silicon
Bonding pads	Aluminum

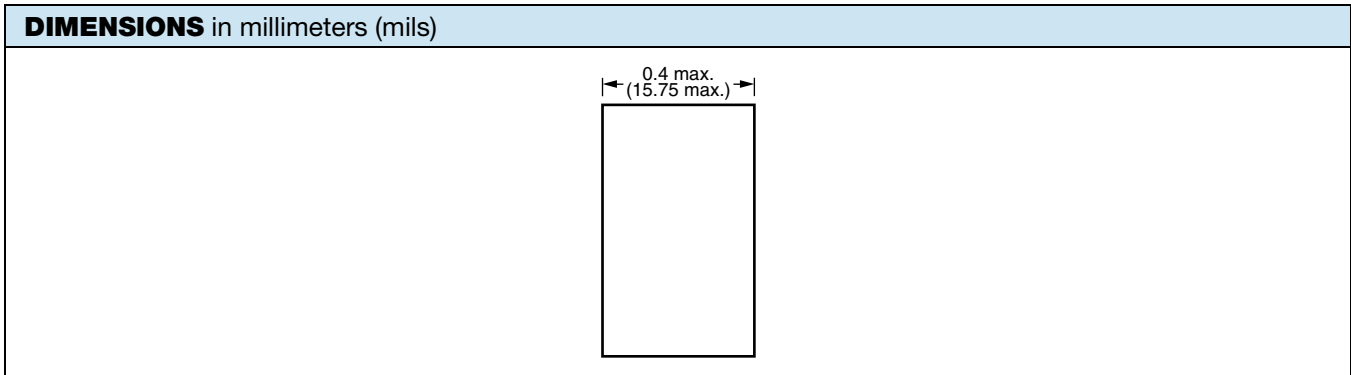
Note

⁽¹⁾ For temperature up to 200 °C, please consult factory

DIMENSIONS in millimeters (mils)		
<p>Type A (Current)</p> <p>0.58 ± 0.05 (23 ± 2) 0.43 (17.2) 0.58 ± 0.05 (23 ± 2) 0.43 (17.2) 0.08 min. (3.2 min.)</p>	<p>Type B (New)</p> <p>0.58 ± 0.05 (23 ± 2) 0.47 (18.8) 0.58 ± 0.05 (23 ± 2) 0.47 (18.8) 0.10 min. (4 min.)</p>	<p>0.125 min. (5 min.)</p>

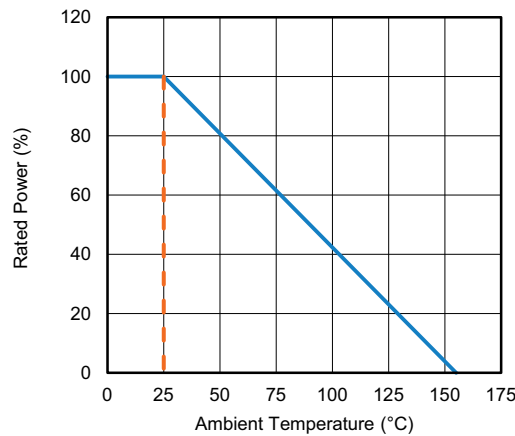
Note

- Customer can get one or the other part, but positions of pads are similar



TECHNICAL SPECIFICATIONS		
TEST	SPECIFICATIONS	CONDITIONS
Stability	± 0.05 % typical, ± 0.1 % maximum	2000 h at +70 °C under Pn
Voltage coefficient	< 0.1 ppm/V	
Noise	< -35 dB typical	MIL-STD-202 method 308
Thermal EMF	0.01 µV/°C	
Shelf life stability	< 50 ppm	

DERATING



GLOBAL PART NUMBER INFORMATION				
New Global Part Numbering: RSK22N100KD0016 (preferred part number format)				
R	S	K	2	2
N	1	0	0	K
D	0	0	1	6
GLOBAL MODEL		VALUE	TOLERANCE	OPTION
		Decimal R, K, or M	B = ± 0.1 % D = ± 0.5 % F = ± 1.0 %	Leave blank if no option
Historical Part Number Example: RSK 22N 100K 0.5 % R0016 (will continue to be accepted)				
RSK 22N	100K	0.5 %	R0016	
HISTORICAL MODEL	VALUE	TOLERANCE	OPTION	



Disclaimer

ALL PRODUCT, PRODUCT SPECIFICATIONS AND DATA ARE SUBJECT TO CHANGE WITHOUT NOTICE TO IMPROVE RELIABILITY, FUNCTION OR DESIGN OR OTHERWISE.

Vishay Intertechnology, Inc., its affiliates, agents, and employees, and all persons acting on its or their behalf (collectively, "Vishay"), disclaim any and all liability for any errors, inaccuracies or incompleteness contained in any datasheet or in any other disclosure relating to any product.

Vishay makes no warranty, representation or guarantee regarding the suitability of the products for any particular purpose or the continuing production of any product. To the maximum extent permitted by applicable law, Vishay disclaims (i) any and all liability arising out of the application or use of any product, (ii) any and all liability, including without limitation special, consequential or incidental damages, and (iii) any and all implied warranties, including warranties of fitness for particular purpose, non-infringement and merchantability.

Statements regarding the suitability of products for certain types of applications are based on Vishay's knowledge of typical requirements that are often placed on Vishay products in generic applications. Such statements are not binding statements about the suitability of products for a particular application. It is the customer's responsibility to validate that a particular product with the properties described in the product specification is suitable for use in a particular application. Parameters provided in datasheets and / or specifications may vary in different applications and performance may vary over time. All operating parameters, including typical parameters, must be validated for each customer application by the customer's technical experts. Product specifications do not expand or otherwise modify Vishay's terms and conditions of purchase, including but not limited to the warranty expressed therein.

Hyperlinks included in this datasheet may direct users to third-party websites. These links are provided as a convenience and for informational purposes only. Inclusion of these hyperlinks does not constitute an endorsement or an approval by Vishay of any of the products, services or opinions of the corporation, organization or individual associated with the third-party website. Vishay disclaims any and all liability and bears no responsibility for the accuracy, legality or content of the third-party website or for that of subsequent links.

Except as expressly indicated in writing, Vishay products are not designed for use in medical, life-saving, or life-sustaining applications or for any other application in which the failure of the Vishay product could result in personal injury or death. Customers using or selling Vishay products not expressly indicated for use in such applications do so at their own risk. Please contact authorized Vishay personnel to obtain written terms and conditions regarding products designed for such applications.

No license, express or implied, by estoppel or otherwise, to any intellectual property rights is granted by this document or by any conduct of Vishay. Product names and markings noted herein may be trademarks of their respective owners.