SPECIFICATIONS
Current Rating:3.0AMP
Contact Resistance:10mΩMax
Dielectric Strength:Min 1000V RMS
Operation Temperature:-40°c to +105°c

Contact Material:Brass
Contact Clip(4/6 finger):Becu(C17200)
Accepted Pin:ø0.40 to 0.60mm
Insulator Material:Polyester(UL94V-0)
Standard: PPS
Soldering temperature: 260°C±5° 5S

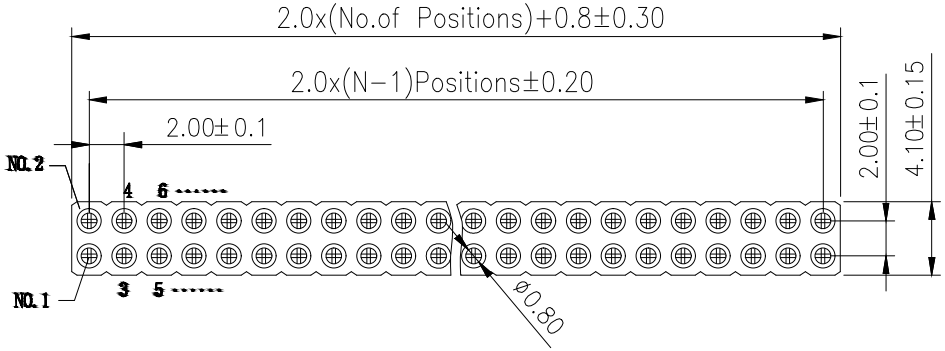

Recommended P.C.B Layout(Top Side)
(PCB BOARD TOLERANCE±0.05)

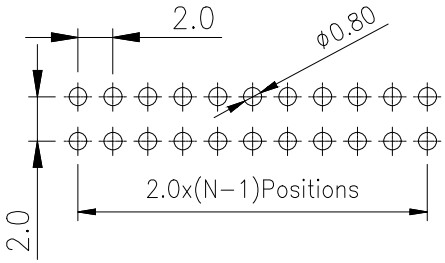

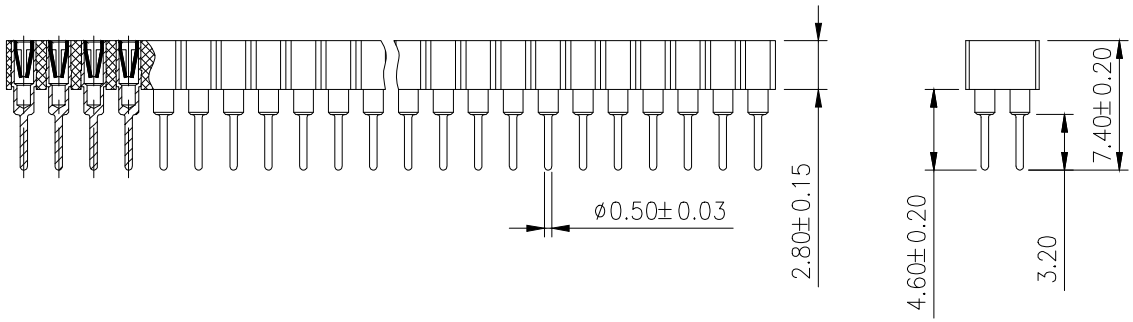

Ordering Information

PM 200 - * - N - Z - * - ** - C

- No.of Rows: 1=Single Row, 2=Dual Row
- No.of Pins: 2-40Pin
- Type: Z-直针, R-弯针, S-立贴, M-卷绕
- Length (型高)
- Contact Plating: G0:Gold Flash, G1:1u" Gold, G2:3u" Gold, G3:5u" Gold, G4:10u" Gold, G5:15u" Gold, G6:30u" Gold, S0:Gold Flash/Tin, S1:Tin
- Round Pin (圆针)

			GENERL TOLERANCE	制 图 DRAWING		深圳市华灿天禄电子有限公司 ShenzhenhuacantianluELECTRONICS CO.,LTD			
			DIM TOL	审 核 CHECK					
			X.X ±0.30	批 准 APPROVAL		产品名称 TITLE	2.0 双排 排母 圆直针	版 本 REV.	A
1	初版发行		X.XX ±0.20	比 例 SCALE		产品料号 PART NO.	PM200-2-N-Z-3.0-XX-C	单 位 UNITS	mm
序号 No.	变更内容 MODIFY CONTENT	日 期 MODIFY DATE	X.XXX ±0.10	投 影 Projection		材 料 MATERIAL		页 次 SHEET	1/1
			Angle ±3.0°						