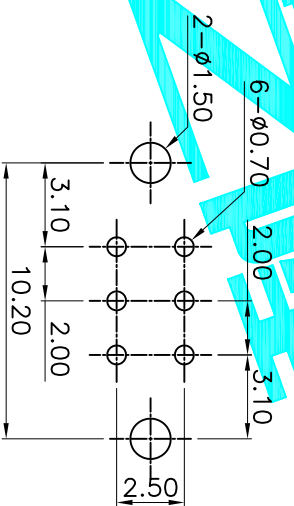
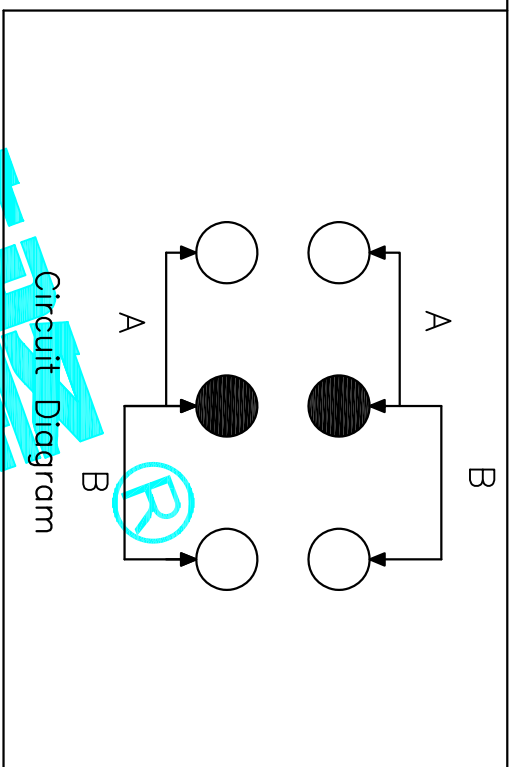
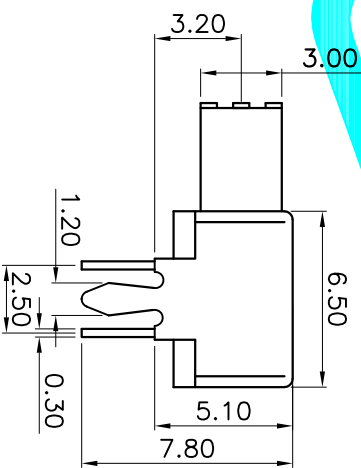
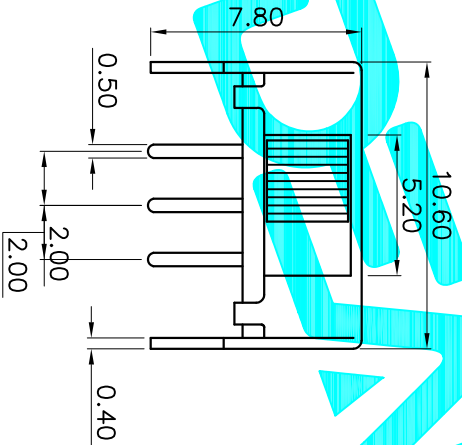


X	
PART NO	vigor
2	G2
3	G3
4	G4
5	G5
6	G6
7	G7
8	G8



P.C.B Layout

ITEM	PART NAME	QTY.	MATERIAL	FINISHING
⑤	Contact	1	Phosphor Bronze	Ag Plated
④	Terminal	3	Brass Strip	Ag Plated
③	Base	1	Phenolic Resin	Natural
②	Frame	1	Spcc	Ni Plated
①	Knob	1	POM	Black

ECN NO.	REV.	DATE.	DESCRIPTION.	CHANGE.	CHECK.	APPRO.
	A		NEW			

APPROVALS		DATE
DRAWN	G.M.Chen	2015/6/26
CHECKED		
APPROVALS		

TOLERANCES ARE	ANGLE	UNIT:	SCALE:	SHEET
30 ^{±0.15}	±0.30	mm	1:1	1 OF 1
10 ^{±0.20}	±0.20			
9 ^{±0.15}	±0.15			
5	±2°	DRAWING NO.		PROJ.

ELECTRONICS CO.,LTD	
SLIDE SWITCHES	
PART NO.	SS-22D02-G
TITLE:	