

2N7002KW

2N7002KW N-Channel MOSFET

General description

N-Channel MOSFET

SOT-323

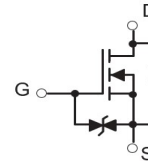
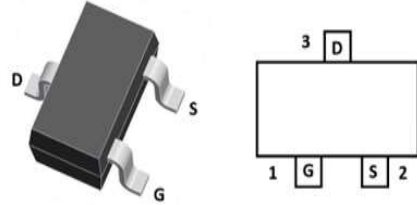
FEATURES

- Voltage controlled small signal switch
- High density cell design for Low RDS(on)
- Rugged and reliable
- High saturation current capability
- ESD protected

FEATURES

- Load switch for Portable Devices
- DC-DC Converter

V(BR)DSS	RDS(ON)MAX	ID
60V	2.5Ω@10V	340mA
	3Ω@4.5V	



Device Marking : 7002 or 72K

Maximum Ratings & Thermal Characteristics (Ratings at 25°C ambient temperature unless otherwise specified.)

Parameter	Symbol	Limit	Unit	
Drain-source Voltage	V _{DS}	60	V	
Gate-source Voltage	V _{GS}	±20	V	
Drain Current	T _A =25°C @ Steady State	I _D	340	mA
Pulsed Drain Current ^A	IDM	800	mA	
Total Power Dissipation @ T _A =25°C	P _D	0.2	W	
Thermal Resistance Junction-to-Ambient @ Steady State	R _{θJA}	625	°C/W	
Junction Temperature	T _J	150	°C	
Junction and Storage Temperature Range	T _{STG}	-55~+150	°C	

2N7002KW

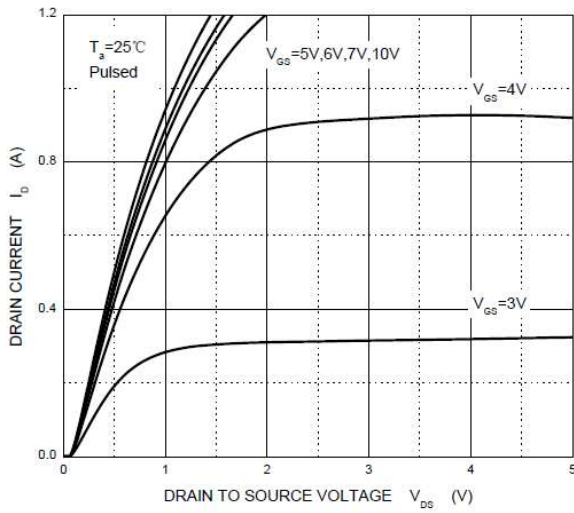
Electrical Characteristics (Ratings at 25°C ambient temperature unless otherwise specified).

Parameter	Symbol	Conditions	Min	Typ	Max	Units
Static Parameter						
Drain-Source Breakdown Voltage	B_{VDSS}	$V_{GS}=0V, I_D=250\mu A$	60			V
Zero Gate Voltage Drain Current	I_{DSS}	$V_{DS}=48V, V_{GS}=0V$			1	μA
Gate-Body Leakage Current	I_{GSS1}	$V_{GS}= \pm 20V, V_{DS}=0V$			± 10	μA
Gate Threshold Voltage	$V_{GS(th)}$	$V_{DS}= V_{GS}, I_D=250\mu A$	1.0	1.3	2.5	V
Static Drain-Source On-Resistance	$R_{DS(ON)}$	$V_{GS}= 10V, I_D=500mA$		0.9	2.5	Ω
		$V_{GS}= 4.5V, I_D=200mA$		1.1	3.0	
Diode Forward Voltage (2)	V_{SD}	$I_S=300mA, V_{GS}=0V$			1.5	V
Pulsed Diode Forward Voltage (1)	I_{SM}				0.53	A
Maximum Diode Continuous Current	I_S				0.2	A
Dynamic Parameters						
Input Capacitance	C_{iss}	$V_{DS}=10V, V_{GS}=0V, f=1MHz$		40		μF
Output Capacitance	C_{oss}			30		
Reverse Transfer Capacitance	C_{rss}			10		
Switching Parameters						
Turn-on Delay Time	$t_{D(on)}$	$V_{GS}=10V, V_{DD}=50V, R_G=50\Omega$			10	ns
Turn-off Delay Time	$t_{D(off)}$	$R_{GS}=50\Omega, R_L=250\Omega$			15	
Reverse recovery Time	t_{rr}	$V_{GS}=0V, I_S=300mA, V_R=25V, di_S/dt=-100A/\mu s$		30		ns
Reverse recovery Time Charge	Q_r	$V_{GS}=0V, I_S=300mA, V_R=25V, di_S/dt=-100A/\mu s$		30		nC

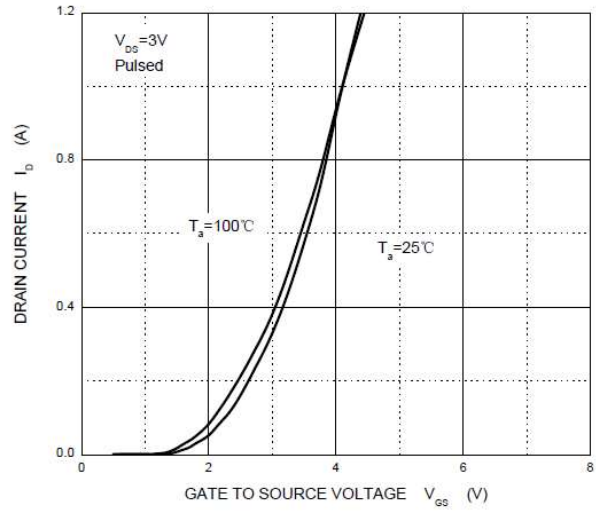
1. Repetitive rating-Pulse width limited by junction temperature.
2. Pulse Test : Pulse width $\leq 300\mu s$, duty cycle $\leq 2\%$.
3. Guaranteed by design, not subject to production testing.

Typical characteristics

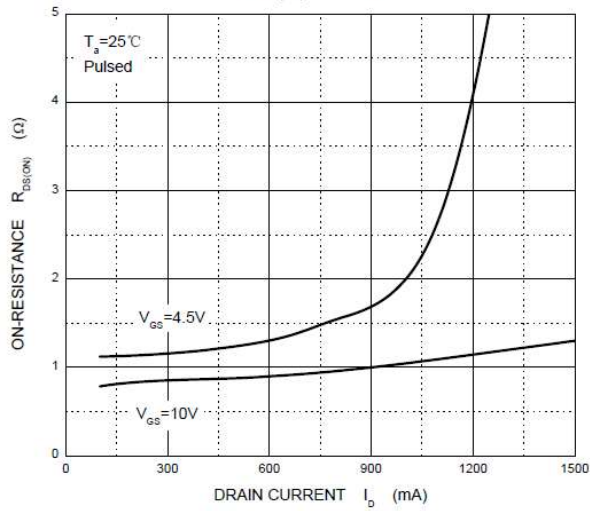
Output Characteristics



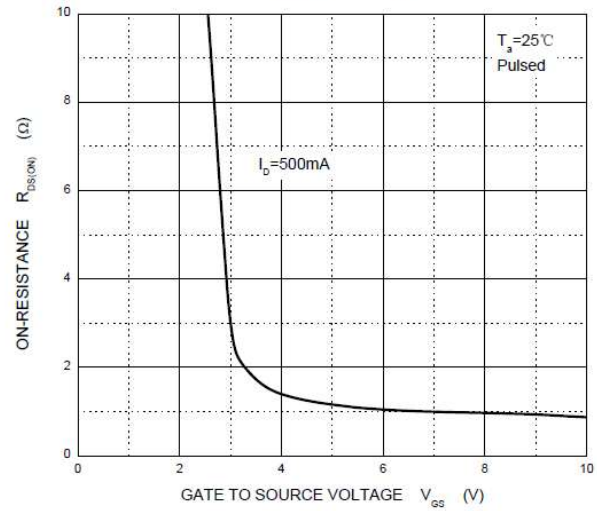
Transfer Characteristics



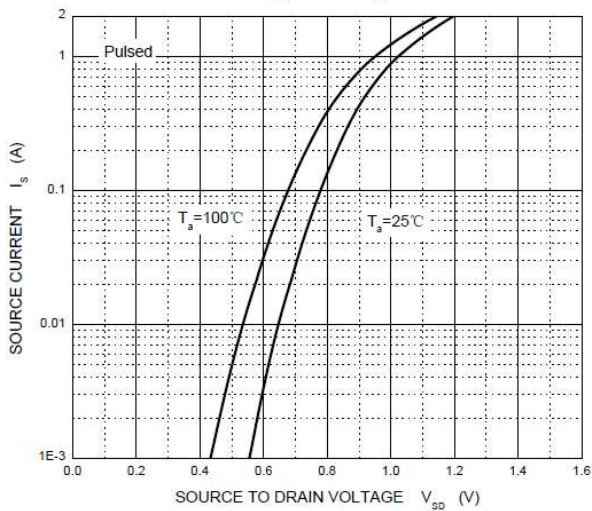
$R_{DS(ON)}$ — I_D



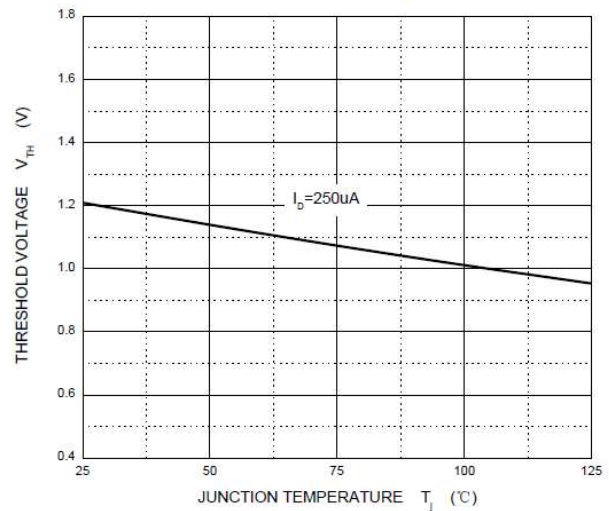
$R_{DS(ON)}$ — V_{GS}



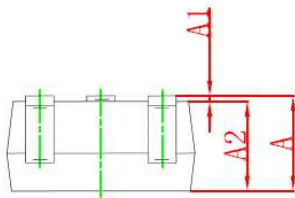
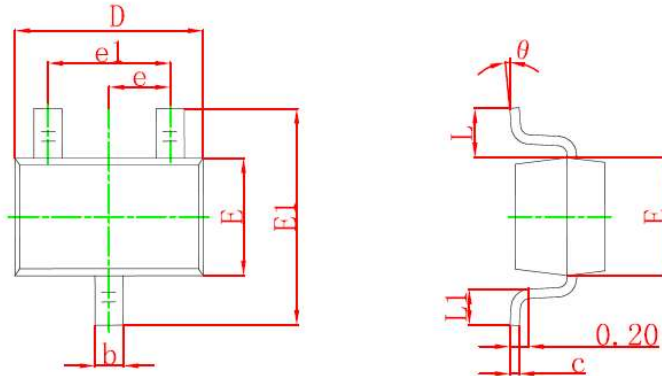
I_S — V_{SD}



Threshold Voltage

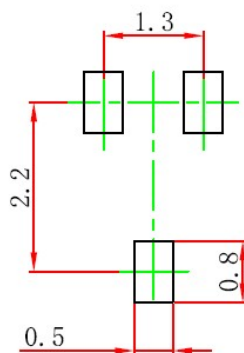


SOT-323 Package information



Symbol	Dimensions In Millimeters		Dimensions In Inches	
	Min	Max	Min	Max
A	0.900	1.100	0.035	0.043
A1	0.000	0.100	0.000	0.004
A2	0.900	1.000	0.035	0.039
b	0.200	0.400	0.008	0.016
c	0.080	0.150	0.003	0.006
D	2.000	2.200	0.079	0.087
E	1.150	1.350	0.045	0.053
E1	2.150	2.450	0.085	0.096
e	0.650 TYP		0.026 TYP	
e1	1.200	1.400	0.047	0.055
L	0.525 REF		0.021 REF	
L1	0.260	0.460	0.010	0.018
θ	0°	8°	0°	8°

Suggested Pad Layout



Note:

1. Controlling dimension: in millimeters.
2. General tolerance: ± 0.05 mm.
3. The pad layout is for reference purposes only.

Important Notice and Disclaimer

DOESHARE has used reasonable care in preparing the information included in this document, but DOESHARE does not warrant that such information is error free. DOESHARE assumes no liability whatsoever for any damages incurred by you resulting from errors in or omissions from the information included herein.

DOESHARE no warranty, representation or guarantee regarding the documents, circuits and products specification, DOESHARE reservation rights to make changes for any documents, products, circuits and specifications at any time without notice.

Purchasers are solely responsible for the choice, selection and use of the DOESHARE products and services described herein, and DOESHARE assumes no liability whatsoever relating to the choice, selection or use of the products and services described herein.

No license, express or implied, by implication or otherwise under any intellectual property rights of DOESHARE.

Resale of DOESHARE products with provisions different from the statements and/or technical features set forth in this document shall immediately void any warranty granted by DOESHARE for the DOESHARE product or service described herein and shall not create or extend in any manner whatsoever, any liability of DOESHARE.