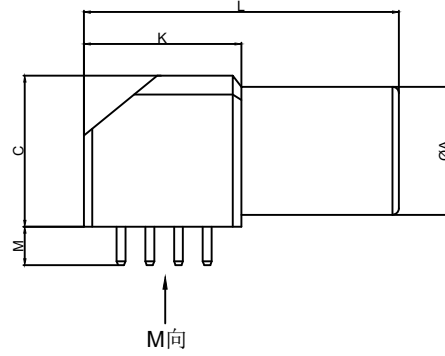


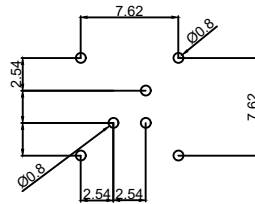
1.View and size(视图及尺寸)

| Main technical indicators(主要技术指标) | |
|-----------------------------------|--|
| 1.Mating (插拔次数) | 5000 |
| 2.Working Temperature (温度) | -55~+150 °C |
| 3.IP Rating (防护级别) | IP 50 |
| 4.Diameter of socket end(插合端直径) | φ1.3 |
| 5.Testing Voltage (测试电压) | 1300V |
| 6.Working Voltage (工作电压) | 1550V |
| 7.Rated Current (额定电流) | 4.5A |
| 8.Shell material(壳体材质) | Brass (chromium plating)/(nickel plating) fixation ring/ 黄铜 (镀铬) /(镀镍) 固定圈 |
| 9.Pin Material(插针材料) | Copper alloy gold plating(铜合金镀金) |
| 10.Insulator material(绝缘体材质) | PPS |

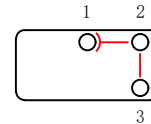


| | A | L | K | C | M |
|----|-------|-------|--------|--------|-------|
| MM | 11 | 27.0 | 13.3 | 14 | 3.2 |
| in | 0.433 | 1.063 | 0.5236 | 0.5512 | 0.126 |

| Sum up(总结) | |
|-----------------------------|--|
| Series(系列) | B |
| Shell style/model (外壳样式/型号) | ZPG: Elbow receptacle for printed circuit (solder or screw fixing) /印刷电路用弯头插座, 焊接或螺丝固定 |
| Button (按键) | A button(一个按键) |
| Termination type (终止类型) | Female print 90°PCB(印刷90° PCB) |
| Line diameter awg(线材直径) | 20AWG-28AWG |
| Cable diameter φ (电缆直径) | 0-0 |
| Match plug(匹配插头) | TGG.1B.P03.CLAD52H |

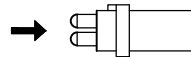


Pcb plate opening size (PCB板开孔尺寸)

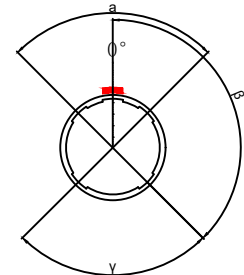


M-directional layout (M向排版位)

| Location pin combination (定位销组合) | | | |
|----------------------------------|-----------------------------------|-----------|-------------------------|
| (编号) Number | Number of positioning pins(定位销数量) | Angle(角度) | Series(系列)--1B |
| G | One(1) | | (Zero degrees)0° |
| A | Two(2) | A | Thirty degrees(30°) |
| B | Two(2) | | Sixty degrees(60°) |
| C | Two(2) | | Ninety degrees(90°) |
| D | Two(2) | β | 135 degrees(135°) |
| E | Two(2) | | 145 degrees(145°) |
| F | Two(2) | | 155 degrees(155°) |
| J | Two(2) | γ | Forty-five degrees(45°) |
| K | Two(2) | | Seventy degrees(70°) |
| L | Two(2) | | 80 degrees(80°) |



Boarded mother adhesive core (板接型母胶芯)



Positive view of the socket (插座正视图)

ZPG.1B.P03.HLN

- Model(型号)
- Positioning pin(定位销)
- Series(系列)
- Needle core configuration(针芯配置)
- Outer casing(外壳)
- Insulator(绝缘体)
- Needle core(针芯)

| | A | B | C√ | ANGLE | |
|--------|--------|--------|--------|---------|-------|
| 5-10 | ±0.02 | ±0.05 | ±0.1 | 0°-30° | ±0.1° |
| 50-100 | ±0.1 | ±0.15 | ±0.2 | 61°-90° | ±0.5° |
| 50-100 | ±0.15 | ±0.2 | ±0.25 | | |
| 100- | ±0.15% | ±0.20% | ±0.25% | | |

| | | | | | | |
|----------------------------------|--|----------|--------------------------------------|---------------|----------|--|
| DESIGNED(设计) | | DATE(日期) | | SCALE(比额) | N/A(不适用) | MODEL TYPE 型号类型: ZPG.1B.P03.HLN |
| CHECKED(校对) | | DATE(日期) | | VIEW(视图) | | PART NO. 1B3 core socket 名称: 1B3芯插座 |
| APPROVED(审核) | | DATE(日期) | | UNIT(单位) | MM | DWG NO.: |
| REVISIONS | | | | MATERIAL (材料) | | |
| www.helloxkb.com www.helloxkb.cn | | | XKB INDUSTRIAL PRECISION CO.,LIMITED | | | WEIGHT(重量) SHEET(表) REVISION(修订) 1/1 A0 |