
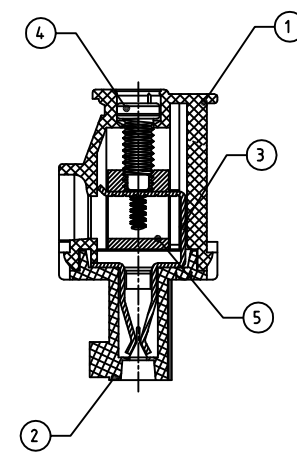
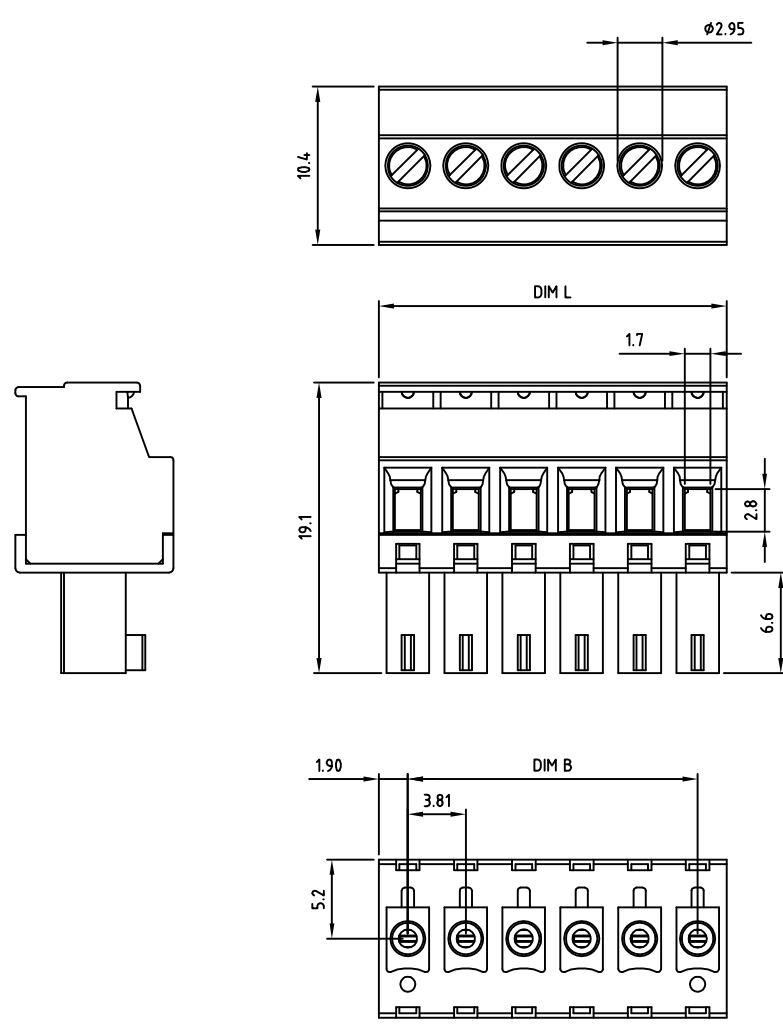


Transfer or duplication of this document as well as the utilisation or communication of its content are not permitted unless express consent is granted. Violations give rise to claims for damages. All rights reserved in case of patent, utility model or design patent registrations.



Part No.: **OSTTSXX315A**

- Technical data**
- Nominal voltage: 300V/8A
PITCH:3.81mm
 - Connection capacity:
AWG 30-16
 - Insulation Withstanding Voltage:
AC 1600V/MIN
 - Insulation Resistance:
1000MΩ or more at DC500V
 - Tightening torque:
2.3kgf.cm (2 Lb-in / 0.23N.m)
 - Screw thread: M2
 - Stripping length: 6-7mm
 - Operating temperature range:-40°C ~ 115°C
 - Undimensioned Tolerances:

Dim.L=P×3.81 Dim.B=(P-1)×3.81 P= number of poles		
0-30mm	±0.15	±0.20
over 30mm-60mm	±0.20	±0.25
over 60mm-90mm	±0.25	±0.30
over 90mm	±0.30	±0.40

- Safety approval:
- RoHS Compliance

No. of Poles	COLOR
02 2 Poles	0: Black
03 3 Poles	2: Red
...	3: Orange
24 24 Poles	4: Yellow
	5: Green (Standard)
Nonstandard colors	6: Blue
Mins could apply	8: Grey

5	CAGE	BRASS	M2.0×0.4, Ni PLATED	P	
4	SCREW	STEEL	M2.0×0.4, Zn Plated	P	
3	WIRE GUARD	BRONZE (PhBz)	TIN PLATED	P	
2	COVER	PA66 UL94V-0	ALL COLOR	1	
1	BODY	PA66 UL94V-0	ALL COLOR	1	
ITEM	NAME OF PART	MATERIAL	NOTES	Q'TY	
DWG.	WF. Zhang	DATE 2016.05.28	UNITS: MM	SHEET: 1 OF 1	Tolerance
CHK.	WF. Zhang	DATE 2016.06.21	SCALE: NONE 2.5:1 (:)	REV.: A	X. ±0.50
APP.		DATE	TITLE: OSTTS 3.81 Series W/o Flange " " Slot screw type		X.X ±0.30
			PART NO. OSTTSXX315A		X.XX ±0.10
			DWG NO. OSTTSXX315A.dwg		X* ±1*

△				
SIGN	DESCRIPTION	CHK.	DATE	

OST
ON-SHORE TECHNOLOGY, INC.