



# ETA-USA

## HIGH QUALITY SWITCHING POWER SUPPLIES

AC/DC SWITCHING POWER  
SUPPLY  
SINGLE CHANNEL OUTPUT  
150 WATTS  
UNIVERSAL INPUT

### ESS150 SERIES



#### General Description

**ES Series**

ESS15 15W      ESS75 75W  
 ESS30 30W      ESS100 100W  
 ESS50 50W      ESS150 150W

**Closed Frame**

#### Features

1. Smaller than competitors by 15-20%
2. Operating temp shows full load at 50° C (122° F), can operate at temperatures up to 71°C
3. Five-year guarantee
4. Over-current protection
5. Over-voltage protection
6. Remote Sensing (sense line) available
7. Can meet medical and appliance standards
8. Low leakage < 500µA

#### Application

Broad needs

#### Input

Input Voltage:	AC100~240V
Input Voltage Range:	AC85~264V (DC110~350V)
Input Frequency:	50/60Hz
Frequency Range:	47~440Hz
Phase:	Single
Inrush Current:	*1 14A at 100V; 28A at 200V



# ETA-USA

## HIGH QUALITY SWITCHING POWER SUPPLIES

Output Characteristic		Models						
		Unit	ESS150-3.3	ESS150-05	ESS150-12	ESS150-15	ESS150-24	ESS150-36
Output Voltage	Vdc	3.3	5.0	12	15	24	36	48
Output Current	A	30	30	13	10	6.5	4.3	3.3
Voltage Adjust Range	V	2.97~3.63	4.50~5.50	10.8~13.2	13.5~16.5	21.6~26.4	32.4~39.6	43.2~52.8
Ripple & Noise(max)	mVpp	120	120	150	150	150	250	250
Rise time	mS	30 typ.						
Hold up time	mS	30 max.						
<b>Regulation</b>								
a. Line Regulation [max]	mV	20	20	48	60	96	144	192
b. Load Regulation	mV	40	40	100	120	150	240	240
c. Temperature Coefficient	0 to 50°C	50	50	120	150	240	360	480
	-10 to 0°C	60	60	150	180	290	450	600
d. Drift(maximum)	mV	20	20	48	60	96	144	192
<b>Efficiency *1</b>	%	<b>At AC100V 81%-86.5%</b> <b>At AC 200V 83%-89%</b>						
<b>Power Factor *1</b>		<b>0.89-0.99</b>						



# ETA-USA

## HIGH QUALITY SWITCHING POWER SUPPLIES

Environmental Specification	
Operating Temperature*3	-10 to +71 °C
Operating Humidity	20~90% RH
Storage Temperature	-30 to +85 °C
Storage Humidity	10~95% RH [non-condensing]
Withstanding Voltage	Primary-Secondary AC3,000V for 1minute Primary-Frame Ground AC2,500V for 1minute Secondary-Frame Ground AC1,000V for 1minute *Sensory Current: Secondary Frame Ground (20[mA])/Others (10[mA])
Isolation Resistance	Primary-Secondary-Frame Ground 100MΩ(minimum) by DC500V insulation tester
Vibration	5~10Hz:10mm double amplitude,10-55Hz:19.6m/s <sup>2</sup> ,30 minute cycle each along X,Y,Z axes(non-operating)
Shock	196 m/s <sup>2</sup> on x,y,z axis
Cooling	Convection
Leakage current	500μA
MTBF	>150,000 hours
Environmental Agencies	
Line Conducted Noise [EMI]	Built to meet FCC-B, VCCI-B, CISPR22-B, EN55022-B
Line Harmonic Distortion/Current	IEC61000-3-2 Compliant
Safety	UL60950-1 1st ed., CAN/CSA C22.2 No.60950-1-03 Approved UL508 17th ed., CAN/CSA C22.2 No.107.1-01 Approved EN60950-1:2001+A11:2004 Approved CE Marking : EN60950-1:2001+A11:2004 (LVD) Declared
Function/Protection	
Over current Protection	Operate at 105% min of rated current, automatic return
Over voltage Protection	Input reentry at shutdown
Remote Sense	Available
Remote Control	Applicable by Option(External signal input is required)
Series Operation	Available
Parallel Operation	Not Available (N+1 Operation is Applicable by Diode-OR)
Driving Indicator	Power Source on LED indication; Green
Mechanical	
Dimension [mm]	37.5W × 164.5L × 81.5H
Weight [g] (typical)	600

Conditions:

- \*1 Rated input and Rated output
- \*2 at Output current quick change 25% to 75%
- \*3 At 100% load (convection cooling)



ETA USA  
16170 Vineyard Blvd. Suite 180, Morgan Hill, CA 95037  
Phone: 1-800-ETA-POWR, (408) 778-2793 Fax: (408) 779-2753

Visit us at: [www.eta-usa.com](http://www.eta-usa.com)  
email at: [sales@eta-usa.com](mailto:sales@eta-usa.com)

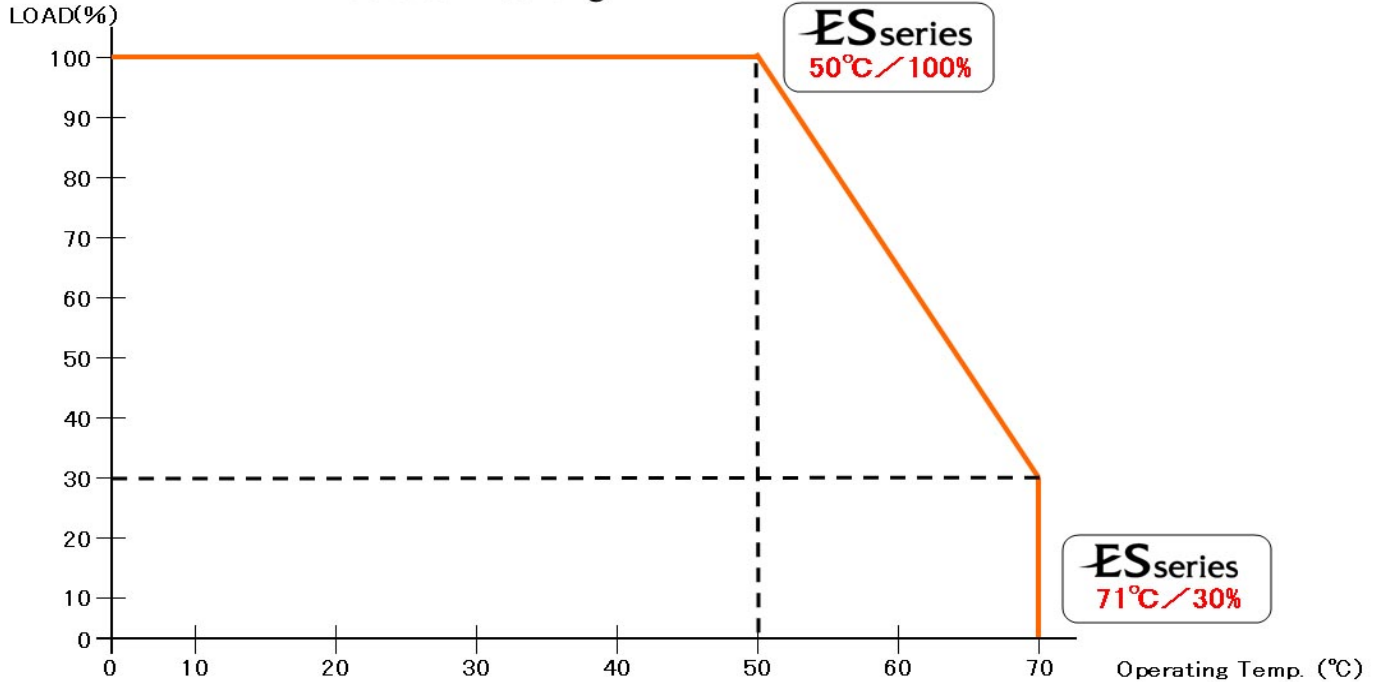


# ETA-USA

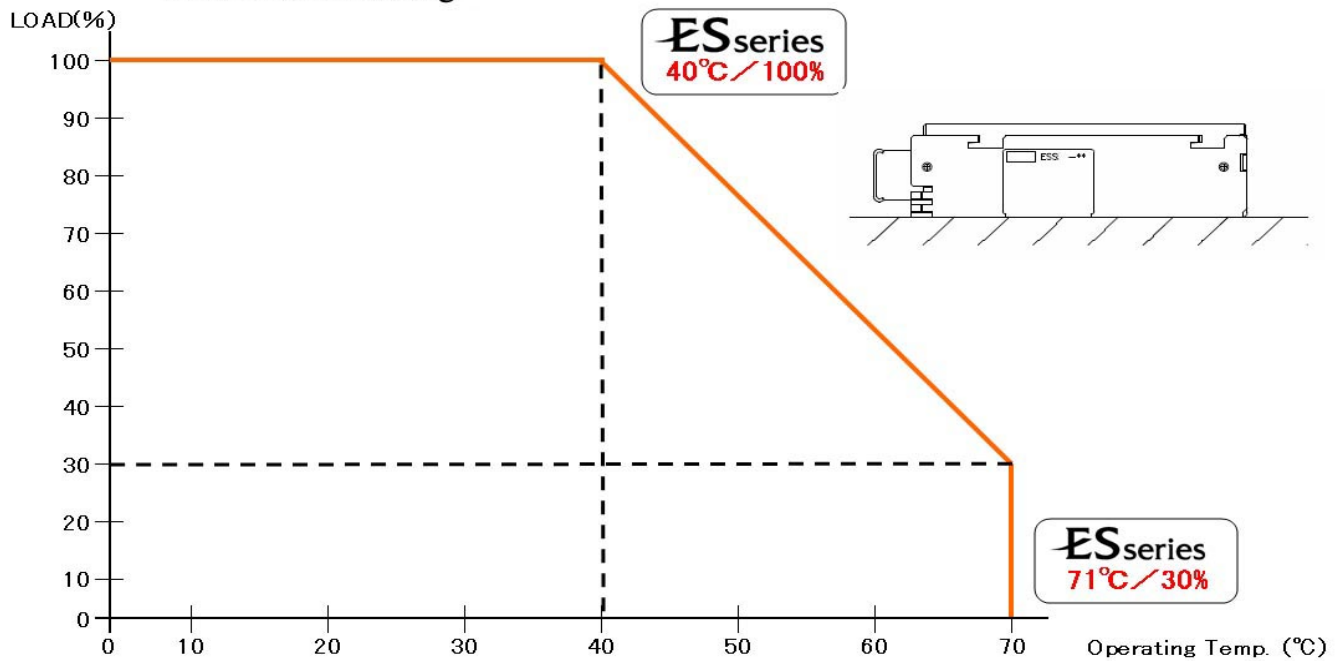
HIGH QUALITY SWITCHING POWER SUPPLIES

## Derating Curves

Vertical Mounting



Horizontal mounting

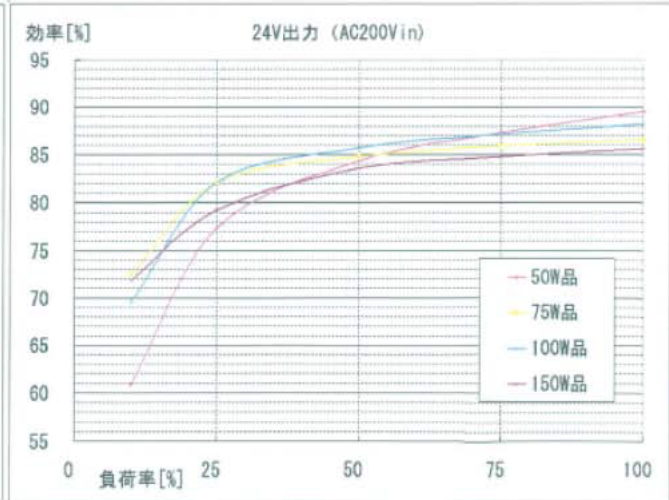
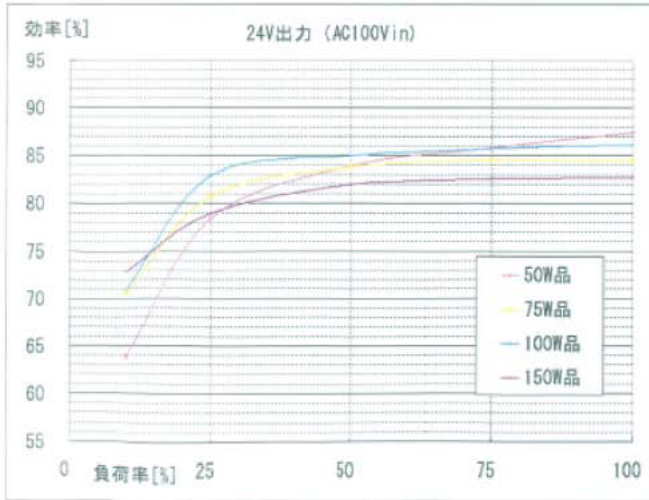




# ETA-USA

HIGH QUALITY SWITCHING POWER SUPPLIES

## Efficiency Curves





# ETA-USA

## HIGH QUALITY SWITCHING POWER SUPPLIES

### Mechanical Drawings

