
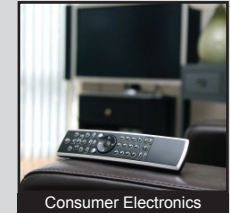




KAS SERIES DIP SWITCH

ANTI-VANDAL SWITCHES
 DETECTOR SWITCHES
 DIP SWITCHES
 KEYLOCK SWITCHES
 NAVIGATION SWITCHES
 PUSHBUTTON SWITCHES
 ROCKER SWITCHES
 ROTARY SWITCHES
 SLIDE SWITCHES
 SNAP ACTION SWITCHES
 TACTILE SWITCHES
 TOGGLE SWITCHES
 CAP OPTIONS



APPLICATIONS / MARKETS



RoHS

SPECIFICATIONS

Electrical Rating: 100mA @ 50VDC Non-Switching
 25mA @ 24VDC Switching
Life Expectancy: 2,000 Cycles
Contact Resistance: 100mΩ Max.
Insulation Resistance: 100 MΩ Min. at 500VDC
Dielectric Strength: 100VAC for 1 min.
Operating Temperature: -20°C to 85°C
Storage Temperature: -40°C to 85°C
Travel: 2.0mm Typical
Contact Arrangement: SPST each position

FEATURES & BENEFITS

- Through hole (PCB Pin) termination
- From 2 to 12 positions
- Top seal optional
- Tube packaging

PART NUMBER CONFIGURATOR

P Series



KA

Model No.



S - Slide Type

Termination



1 - PC Pin
 2 - Right Angle
 PC Pin (Extended
 Actuator Only)

Circuit



1 - SPST

No. of Positions



02 - 2 positions
 03 - 3 positions
 04 - 4 positions
 05 - 5 positions
 06 - 6 positions
 07 - 7 positions
 08 - 8 positions
 09 - 9 positions
 10 - 10 positions
 12 - 12 positions

Actuator



R - Recessed
 Actuator
 E - Extended
 Actuator

Seal



None -
 Standard
 Unsealed
 T - Top Tape
 Sealed

Switches are supplied in standard IC tubes with all poles in the "OFF" position

Specifications subject to change without notice 10.19.2017



E-SWITCH®

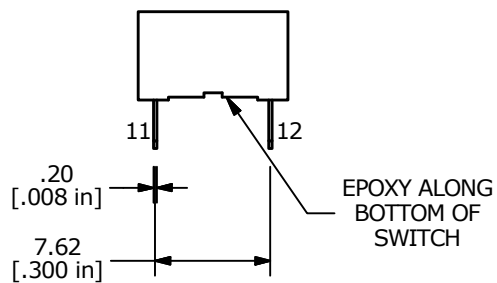
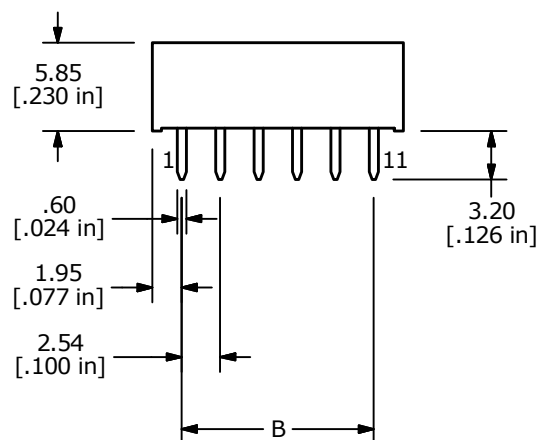
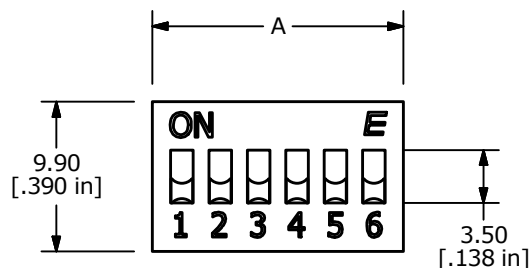
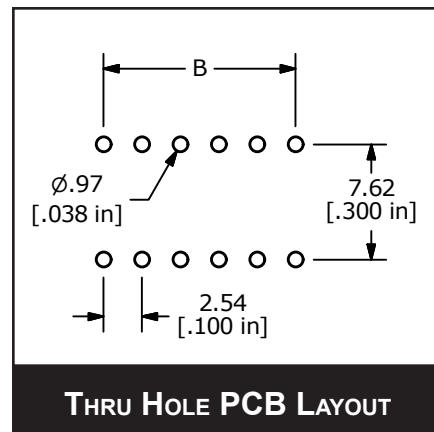
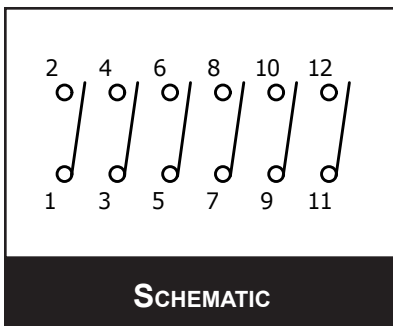
www.e-switch.com

800.867.2717

1

KAS SERIES DIP SWITCH

BODY DIMENSIONS/ POSITION OPTIONS



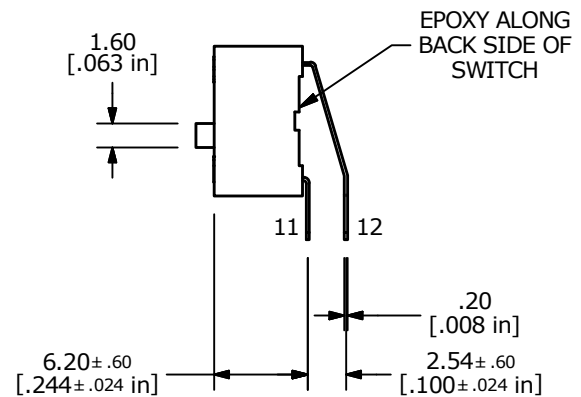
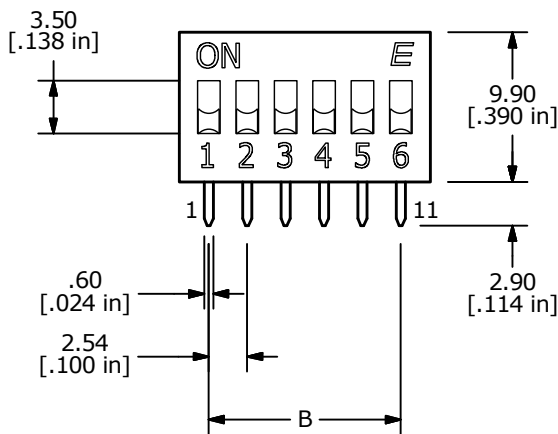
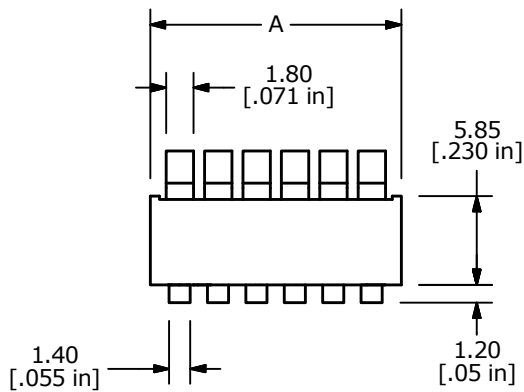
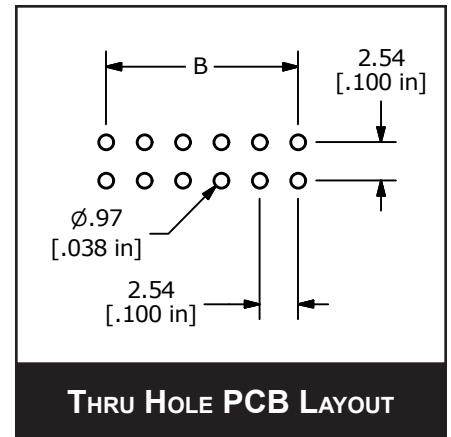
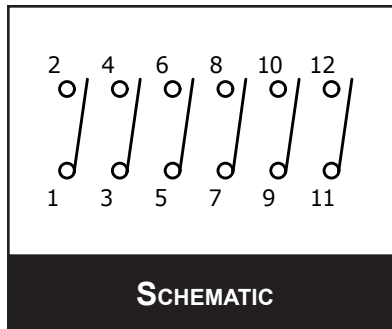
SHOWN WITH 1 - PC PIN
R - RECESSED ACTUATOR

POSITIONS	2	3	4	5	6	7	8	9	10	12
DIM A	6.44 [.254]	8.98 [.354]	11.52 [.454]	14.06 [.554]	16.6 [.654]	19.14 [.754]	21.68 [.854]	24.22 [.954]	26.76 [1.054]	31.84 [1.254]
DIM B	2.54 [.100]	5.08 [.200]	7.62 [.300]	10.16 [.400]	12.7 [.500]	15.24 [.600]	17.78 [.700]	20.32 [.800]	22.86 [.900]	27.94 [1.100]



KAS SERIES DIP SWITCH

BODY DIMENSIONS/ POSITION OPTIONS



SHOWN WITH 2 - RIGHT ANGLE PC PIN
E - EXTENDED ACTUATOR

POSITIONS	2	3	4	5	6	7	8	9	10	12
DIM A	6.44 [.254]	8.98 [.354]	11.52 [.454]	14.06 [.554]	16.6 [.654]	19.14 [.754]	21.68 [.854]	24.22 [.954]	26.76 [1.054]	31.84 [1.254]
DIM B	2.54 [.100]	5.08 [.200]	7.62 [.300]	10.16 [.400]	12.7 [.500]	15.24 [.600]	17.78 [.700]	20.32 [.800]	22.86 [.900]	27.94 [1.100]

